

**UTILITY**

Do more with your PRO XD year-round by adding a plow system to move snow during the winter months and move dirt and gravel during the summer months. Choose between a steel or poly plow:

STEP 1: PLOW MOUNT FF	STEP 2: FRAME MOUNT GG	STEP 3: HYDRAULICS <i>(OPTIONAL, NOT REQUIRED)</i>	STEP 4: PLOWS
<b>2883255</b> This heavy-duty mount plate installs on a PRO XD and serves as the foundation of the Glacier® Pro Plow System. The plow frame (sold separately) attaches to this plate whenever the plow is to be used.	<b>2879106</b> This Glacier® PRO HD Plow Frame serves as the strong and flexible core of the Glacier® Pro Plow System. This heavy duty push frame installs on the mount plate (if applicable) installed on the vehicle, and the plow blade (sold separately) attaches to this push frame.	<b>2883410</b> <b>HYDRAULIC LIFT SYSTEM (HH)</b> <b>2889029</b> <b>HYDRAULIC ANGLE SYSTEM (II)</b> <b>2883247</b> <b>CONTROLLER (JJ)</b> <i>(required for hydraulic components)</i>	<b>2879874</b> – <b>72" STEEL BLADE</b> 72" steel plow blade with wear bar <b>(KK)</b> <b>2879317</b> – <b>72" POLY BLADE</b> 72" poly plow blade with wear bar <b>(LL)</b>

<b>MM</b>	<b>2884248</b>	<b>6000 LB. WINCH WITH SYNTHETIC ROPE</b> Kit includes all the necessary parts to add a winch to PRO XD vehicles. 6,000 Lb. pulling capacity, synthetic rope, auto-stop technology
<b>NN</b>	<b>2884246</b>	<b>DIESEL BLOCK HEATER</b> Diesel engine block heater makes it easier to start PRO XD vehicles in cold weather conditions
<b>OO</b>	<b>2884209</b>	<b>ELECTRIC CARGO BOX LIFT</b> Lift the Cargo Box from the driver's seat. Switch is located on the dash
<b>PP</b>	<b>2881531</b>	<b>HEADACHE RACK</b> Cargo Rack that tips down. Multiple Tie Down Points for the worksite
<b>QQ</b>	<b>2879354</b>	<b>CHAINSAW PRESS</b> Attach or detach a chainsaw quickly. It can be secured to the outside of the bed wall in seconds, without tools, to hold a chainsaw while maximizing bed space
<b>RR</b>	<b>2883279</b>	<b>LOCK AND RIDE STORAGE BOX</b> Built for big jobs, this box has enough room to store all the tools you need to get the job done
<b>SS</b>	<b>2881575</b>	<b>RHINO GRIPS</b> Premium ratcheting design conforms to a variety of cargo, ensuring secure storage. Sold in pairs
<b>TT</b>	<b>2882910</b>	<b>DUAL BIN UNDER SEAT DRY STORAGE BOX</b> Keep your valuables dry and out of sight with the Dual Bin Under Seat Dry Storage Box



**COMFORT AND CONVENIENCE**

<b>UU</b>	<b>2884212</b>	<b>HEAT AND DEFROST KIT</b> Complete kit to add heat and defrost to PRO XD models. Adjustable settings and in-dash controls
<b>VV</b>	<b>2882871</b>	<b>CAB LIGHT</b> <i>(REQUIRES PULSE ROOF BUSBAR - 2882904)</i> Roof-mounted LED light - includes white, red, blue and green options for a variety of uses
<b>WW</b>	<b>2882888</b>	<b>VISOR RADIO UNIT</b> <i>(REQUIRES PULSE ROOF BUSBAR - 2882904)</i> Bluetooth®, Apple® Control, AM/FM Visor Stereo 6 4 X 6.5" Speakers by MB Quart®
<b>XX</b>	<b>2882876</b>	<b>REAR ROOF SPEAKERS</b> <i>(REQUIRES PULSE ROOF BUSBAR - 2882904)</i> 2 x 6.5" 2-Way Rear Roof Speakers by MB Quart®
<b>YY</b>	<b>2882904</b>	<b>POLARIS PULSE ROOF BUSBAR</b> <i>[EXTENSION HARNESS (2883231) REQUIRED FOR USE WITH 4000 MODELS ONLY]</i> Required for installation of Wiper kit (2882754) and Visor Radio Unit (2882888). PN 2883231 required for use with 4000D vehicles
<b>ZZ</b>	<b>2882750</b>	<b>IN-DASH AUDIO SYSTEM</b> The utv audio system comes with an AM/FM tuner with external antenna for reliable reception, a powerful 45-watt amplifier with four audio channels, and two marine grade, water- and dust-proof 5.25-inch speakers. A convenient USB input and Bluetooth® capabilities allow wireless streaming
<b>AAA</b>	<b>2884610</b>	<b>ELECTRONIC POWER STEERING CONVERSION KIT</b> <i>(NOT PICTURED)</i> Convert 2 passenger PRO XD models to electronic power steering.
<b>BBB</b>	<b>2884418</b>	<b>ALL WHEEL DRIVE MODE SELECT SWITCH</b> Convert PRO XD all wheel drive into selectable drive modes with a switch on the dash.
<b>CCC</b>	<b>2883231</b>	<b>WIRING HARNESS EXTENSION</b> This Wiring Harness extension is optimized to work with Polaris® Pulse™ accessories and is needed to install electrical components on your PRO XD 4 Passenger using the roof-mounted busbar harness. Perfectly fit to your vehicle, wires are cut to the precise length for your vehicle to minimize slack
<b>DDD</b>	<b>2884435</b>	<b>AFTERMARKET ACCESSORY PULSE ADAPTER</b> <i>(NOT PICTURED)</i> Allows aftermarket accessories to connect to pulse busbars for power



**POLARIS**  
**PRO XD** | **ACCESSORIES**




**FOR MORE INFORMATION VISIT**  
**POLARIS.COM/COMMERCIAL**

WARNING: Polaris PRO XD vehicles can be hazardous to operate and are not intended for on-road use. All riders should always wear head protection - such as hard hats or a helmet - that is appropriate for operating conditions and intended usage, considering factors such as intended speed, unevenness of terrain, turns in path, weather, obstacles, and other traffic. Always use seat belts and close doors (as equipped). Never engage in stunt driving, and avoid excessive speeds and sharp turns. Riding and alcohol/drugs don't mix. All riders should take a safety training course. Call 800-342-3764 for additional information. ©2019 Polaris Industries Inc P#9948033

PART #S, DESCRIPTIONS, AND PICTURES ARE SUBJECT TO CHANGE

**WINDSHIELDS**

<b>A</b>	<b>2889030</b>	<b>TEMPERED GLASS WINDSHIELD</b>
Durable automotive glass windshield, easily removable with 4 hand clamps		
<b>B</b>	<b>2889031</b>	<b>TEMPERED GLASS TIP-OUT WINDSHIELD</b>
Tip-out design offers three positions - open, closed, and vented		
<b>C</b>	<b>2883300</b>	<b>HARD COAT POLY WINDSHIELD</b>
Durable polycarbonate material, easily removable with 4 hand clamps		
<b>D</b>	<b>2883266</b>	<b>HARD COAT POLY WINDSHIELD - VENTED</b>
Similar to the Hard Coat Poly Windshield, but with added vents located at the bottom of the windshield that allow for adjustable airflow on a hot day or defrost on a cold day		
<b>E</b>	<b>2883278</b>	<b>POLY WINDSHIELD</b>
Standard polycarbonate windshield, easily removable with 4 hand clamps		
<b>F</b>	<b>2883301</b>	<b>POLY HALF WINDSHIELD</b>
Half-coverage design provides protection while allowing complete airflow to occupants		
<b>G</b>	<b>2883974</b>	<b>WINDSHIELD WIPER &amp; WASHER SYSTEM</b>
17-inch mounted wiper and washer kit for PRO XD windshields. Provides users with clearer vision for a safer ride in any weather condition		




**ROOFS**

<b>H</b>	<b>2882911</b>	<b>POLY ROOF (2000 MODELS ONLY)</b>
Add protection from weather and jobsite hazards with this durable injection molded rigid plastic roof. For 2000 models		
<b>I</b>	<b>2883274</b>	<b>POLY ROOF (4000 MODELS ONLY)</b>
Add protection from weather and jobsite hazards with this durable injection molded rigid plastic roof. For 4000 models		




**DOORS**

<b>L</b>	<b>2884275</b>	<b>FRONT CRANK WINDOW DOORS</b>
Designed alongside the PRO XD cab for perfect fit and seal, tempered glass crank windows and liner with storage		
<b>M</b>	<b>2884276</b>	<b>REAR CRANK WINDOW DOORS (4000 MODELS ONLY)</b>
Designed alongside the PRO XD cab for perfect fit and seal, tempered glass crank windows and liner with storage		
<b>N</b>	<b>2884277</b>	<b>FRONT CLEARVIEW DOORS</b>
ClearView doors allow for maximum driver visibility in tight maneuvers on work sites. Upper window constructed of tempered glass, bottom shell made of tough poly		
<b>O</b>	<b>2884278</b>	<b>REAR CLEARVIEW DOORS (4000 MODELS ONLY)</b>
ClearView doors allow for maximum driver visibility in tight maneuvers on work sites. Upper window constructed of tempered glass, bottom shell made of tough poly		
<b>P</b>	<b>2882902</b>	<b>FRONT CANVAS DOORS</b>
Constructed of UV-and-tear-resistant canvas stitched around 3/4" solid rod frame. Zipper windows with hook-and loop holders, easily removable with no tools		
<b>Q</b>	<b>2883634</b>	<b>REAR CANVAS DOORS (4000 MODELS ONLY)</b>
Constructed of UV-and-tear-resistant canvas stitched around 3/4" solid rod frame. Zipper windows with hook-and loop holders, easily removable with no tools		
<b>R</b>	<b>2882559</b>	<b>FRONT HALF DOORS</b>
Keep debris out of your RANGER® while retaining an open-air experience with these Half Doors. Featuring strong, durable construction and 1-inch steel tube framing		
<b>S</b>	<b>2883438</b>	<b>REAR HALF DOORS (4000 MODELS ONLY)</b>
Keep debris out of your PRO XD while retaining an open-air experience with these Half Doors. Featuring strong, durable construction and 1-inch steel tube framing		



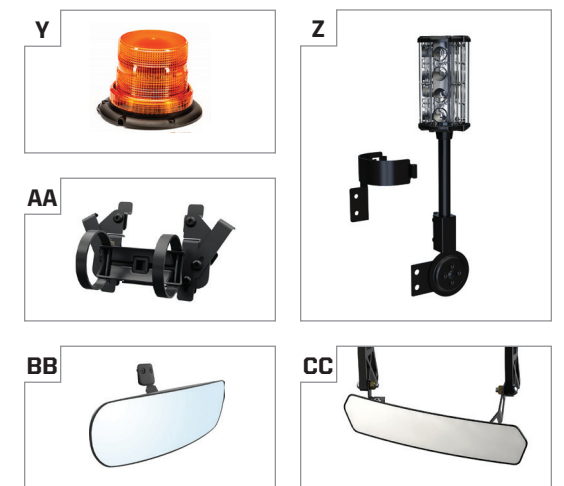
**REAR PANELS**

<b>T</b>	<b>2879013</b>	<b>TEMPERED GLASS REAR PANEL</b>
Constructed of tempered automotive glass, this rear panel fits perfectly into the ROPS for a tight seal. Easily removable with no tools		
<b>U</b>	<b>2879015</b>	<b>TEMPERED GLASS REAR PANEL WITH SLIDER WINDOW</b>
Similar to the Tempered Glass Rear Panel, but with an added slider window to allow drivers to control airflow and access tools in the rear box		
<b>V</b>	<b>2883773</b>	<b>POLY REAR PANEL (NOT PICTURED)</b>
The most affordable rear panel option. Designed to fit the PRO XD for perfect fit and seal, made of durable polycarbonate		



**SAFETY**

<b>W</b>	<b>2884133</b>	<b>SPEED LIMITER 15 MPH (DIESEL MODELS ONLY - NOT PICTURED)</b>
Limits vehicle to 15 MPH for better jobsite safety		
<b>X</b>	<b>2884136</b>	<b>ADJUSTABLE SPEED CALIBRATION (GAS MODELS ONLY - NOT PICTURED)</b>
Adjust speed on gas models from 15 mph up to 40mph in 5 mph increments with this password protected digital calibration		
<b>Y</b>	<b>2884224</b>	<b>STROBE LIGHT BEACON (REQUIRES ROOF)</b>
SAE J845 Class 2 Light with strobe function for jobsite safety. Roof Required		
<b>Z</b>	<b>2883265</b>	<b>LED WORK LIGHT (REQUIRES PULSE ROOF BUSBAR - 2882904)</b>
Add 50 ft of illumination 360° around your vehicle with the Work Beacon LED Light. This light is ideal for plowing and night time utility work		
<b>AA</b>	<b>2882158</b>	<b>FIRE EXTINGUISHER HOLDER - 2.5LB</b>
Fire Extinguisher Holder mounts directly inside cab frame between the driver and passenger seat. Designed to hold a standard 2.5lb extinguisher (not included)		
<b>BB</b>	<b>2879969</b>	<b>REARVIEW MIRROR</b>
Durable, weatherproof construction, designed to perform in all off-road conditions. Mirror attaches to mount 6 is adjustable		
<b>CC</b>	<b>2881439</b>	<b>WIDE ANGLE REARVIEW MIRROR</b>
Wide-angle mirror that mounts to the front over structure. Wide viewing angle and large 2.5" x 14" convex mirrored surface gives users a full spectrum view		



**DURABILITY**

<b>DD</b>	<b>2882530</b>	<b>ROCK GUARDS WITH STEPS (2000 MODELS ONLY)</b>
Sturdy, steel construction includes a black e-coat and a durable, black powder-coated finish. Added step makes it easy to get into the vehicle, and remove mud from footwear with an integrated boot scraper. For 2000 models only		
<b>EE</b>	<b>2883398</b>	<b>ROCK GUARDS WITH STEPS (4000 MODELS ONLY)</b>
Sturdy, steel construction includes a black e-coat and a durable, black powder-coated finish. Added step makes it easy to get into the vehicle, and remove mud from footwear with an integrated boot scraper. For 4000 models only		
<b>FF</b>	<b>2884230</b>	<b>AIR FILTER SERVICE GAUGE (NOT PICTURED)</b>
Easy-to-read gauge that indicates when air filter needs to be serviced		

