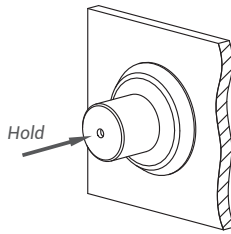


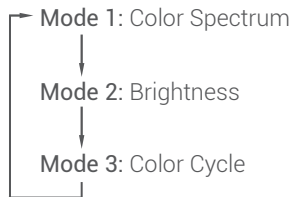
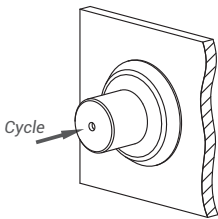
1 POWER

Press and hold the rotary knob to power on.
Press and hold the rotary knob for 5 seconds to power off.



2 CYCLE

Your encoder has 3 modes: Color Spectrum, Brightness, and Color Cycle. Powering on defaults you to Mode 1. Press the knob to cycle



3 CONTROL

You can control each mode by rotating the knob on the encoder.

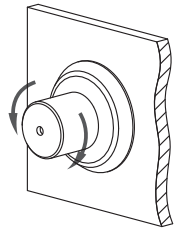
Mode 1: Navigate Color Spectrum

Mode 2: Change Color Brightness

 Increase Brightness  Decrease Brightness

Mode 3: Change Color Cycle Speed

 Increase Speed  Decrease Speed



4 WIFI RESET

Press and hold the rotary knob for 10 seconds to reset the wifi settings to default.

