

THE ALL-NEW INDIAN SCOUT



BORN FROM ICONS
RIDDEN BY LEGENDS



2025 INDIAN 101 SCOUT

As America's First Motorcycle Company, we've been making iconic motorcycles since 1901. In 1919, we introduced the first Indian Scout, heralded for its legendary balance of power and control. Soon after we debuted the Indian 101 Scout, considered by many to be the most perfect motorcycle built.

Our founders were trailblazers, with a spirit of innovation that we've kept alive through evolution and respect for the history that got us here. Looking to that heritage for inspiration and the legendary riders who chose Indian Scout over the last hundred years, we introduce the all-new Indian Scout lineup.



1929 INDIAN 101 SCOUT

THE ALL-NEW INDIAN SCOUT CREATE STORIES WORTH SHARING

Indian Motorcycle's brand purpose is simple:
inspire the next generation of riders to pursue their dreams.
If you're on two wheels, you're with us. Period.





THE ALL-NEW INDIAN SCOUT PROVES THE BEST CAN GET EVEN BETTER

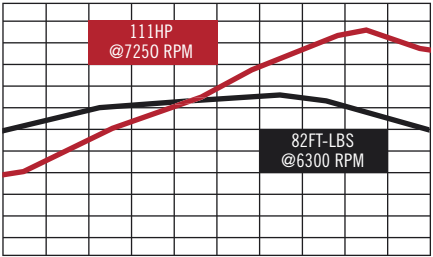
ICONIC AMERICAN DESIGN


For over 100 years the Indian Scout has represented iconic American design, with a silhouette that shines with heritage and tradition. Leveraging the timeless style and perfect proportions that make up Scout's DNA, the all-new Indian Scout has been reshaped into the most beautiful and capable American midsized cruiser in the world.



THE ALL-NEW SPEEDPLUS 1250 V-TWIN

The completely redesigned SpeedPlus 1250cc liquid-cooled V-twin is at the heart of the all-new Scout. It features a 10% displacement increase and 14% more torque over the previous 1133cc Scout engine. And with 111hp in the 101 Scout, that's an 11% increase in power. To make all that power more usable, there's a flatter torque curve to deliver exhilarating seat-of-the-pants acceleration and a new slipper clutch for greatly improved clutch lever effort.





ICONIC SCOUT DESIGN STYLE



ALL-NEW STEEL FRAME



SCAN CODE TO
LEARN MORE



LEGENDARY BALANCE OF POWER AND CONTROL

When it comes to comfort and control, the combination of classic cruiser comfort and low center of gravity put the all-new Indian Scout in a class of its own. Low seat height with a narrow stand-over means it's easy for riders of all sizes to reach the ground. Perfect balance makes it effortless off the side stand and simple to maneuver at low speeds and more aggressive riding alike.

RIDER CENTRIC TECHNOLOGY

The all-new Indian Scout integrates new safety and convenience features today's riders demand. All models feature ABS braking, an easy-to-read fuel gauge, and LED headlight. Three ride modes, as well as traction and cruise control are available in the Limited trim, while Limited +Tech adds a keyless ignition, and all the amazing features that come with the 4-inch Display Powered by RIDE COMMAND and integrated RIDE COMMAND+ connected technology.

101 SCOUT

PREMIUM
AGILE
REFINED



Rooted in history as one of the greatest motorcycles ever made, the Indian 101 Scout is purpose built to be the highest performance Scout we've ever offered. With an all-new SpeedPlus 1250cc liquid-cooled V-twin sporting 111hp, color-matched quarter fairing, inverted adjustable front forks, dual disk Brembo® brakes and adjustable piggyback rear shocks, the Indian 101 Scout is packed with premium components that make a statement about your ability to go fast. Exacting attention to detail throughout completes the look, with 101 Scout badging and exclusive paint and graphics that will turn heads if anyone can catch it.

INVERTED FORKS
PIGGYBACK SHOCKS
BREMBO® DUAL DISC BRAKES
6-INCH CONTRAST CUT RISERS
MOTO BARS
101 GUNFIGHTER SEAT
101 BADGING
101 PAINT & GRAPHICS

ENGINE
SPEEDPLUS 1250 CC
LIQUID-COOLED V-TWIN
HORSEPOWER
111 HP
FUEL CAPACITY
3.4 GALLONS
WEIGHT
DRY: 529 LBS
WET: 549 LBS
SEAT HEIGHT
LADEN: 25.7 IN
UNLADEN: 26.8 IN



SUNSET RED METALLIC W/ GRAPHICS

GHOST WHITE METALLIC W/ GRAPHICS



SCOUT BOBBER

STRIPPED
ICONIC
RAW



Stripped down with an aggressive stance and raw power, the Scout Bobber is the perfect expression of iconic bobber style. Blacked out front to back with chopped bobber fenders and headlight nacelle, it leans hard into a classic bobber vibe. A solo bobber-style seat reinforces a minimalist bobber aesthetic—without trading comfort—and firmly plants you in control under hard acceleration. Slammed suspension (2-inch rear travel and 4.7-inch front travel) creates a low stance for an aggressive, custom look. Bar End Mirrors give the bike a cut-down and clean look with improved visibility.

BOBBED FENDERS
BLACKED OUT FINISHES
HEADLIGHT NACELLE
16-INCH WHEELS
SLAMMED 2-INCH SUSPENSION
BAR END MIRRORS
SOLO SEAT

ENGINE
SPEEDPLUS 1250 CC
LIQUID-COOLED V-TWIN
HORSEPOWER
105 HP
FUEL CAPACITY
3.4 GALLONS
WEIGHT
DRY: 522 LBS
WET: 542 LBS
SEAT HEIGHT
LADEN: 25.6 IN
UNLADEN: 26.2 IN

-  BLACK METALLIC
-  BLACK SMOKE
-  SUNSET RED SMOKE
-  SPIRIT BLUE METALLIC
-  NARA BRONZE METALLIC

GRAPHIC + WEB DESIGN
MFG. CO.



SPORT SCOUT

TOUGH
PURPOSEFUL
AGGRESSIVE



Inspired by history but redesigned for the style of today, the Sport Scout gives an aggressive spirit to the Scout lineup. Stylish gloss black 6-inch moto style risers with machined triples come standard for a menacing style that improves reach and control for aggressive riding. The quarter fairing gives the Sport Scout a stylish and custom look straight from the factory and the 19-inch front wheel adds to the aggressive nature of the Sport Scout. The solo sport seat keeps you planted and comfortable, to ride longer and harder, without compromising the bike's sleek style.

QUARTER FAIRING
19-INCH FRONT WHEEL
BLACKED OUT FINISHES
3-INCH SUSPENSION TRAVEL
BAR END MIRRORS
SOLO SPORT SEAT
6-INCH RISERS

ENGINE
SPEEDPLUS 1250 CC
LIQUID-COOLED V-TWIN
HORSEPOWER
105 HP
FUEL CAPACITY
3.4 GALLONS
WEIGHT
DRY: 528 LBS
WET: 548 LBS
SEAT HEIGHT
LADEN: 25.7 IN
UNLADEN: 26.8 IN

-  BLACK METALLIC
-  BLACK SMOKE
-  STORM BLUE
-  NARA BRONZE SMOKE



SUPER SCOUT

NOSTALGIC
DISTINCTIVE
PROUD



When the goal is to hit the open road, we make sure no corners are cut or details overlooked. Built for any type of riding, saddlebags, wire wheels, windshield, and passenger pillion all come standard. The touring saddlebags are the largest we've ever offered on Scout, and allow you to effortlessly carry essentials and simple ease of use with a quick pull tab. The quick-release windshield comes off in seconds for a different look and to feel the wind when you want it. The 3-inch suspension travel gives increased comfort to ride longer and farther. Premium chrome finishes and flawless paint add to the timeless styling born of the Indian Scout's heritage.

WINDSHIELD
TOURING SADDLEBAGS
CRUISE CONTROL
RIDE MODES
3-INCH SUSPENSION TRAVEL
2-UP SEATING
RETRO PAINT
WIRE WHEELS

ENGINE
SPEEDPLUS 1250 CC
LIQUID-COOLED V-TWIN
HORSEPOWER
105 HP
FUEL CAPACITY
3.4 GALLONS
WEIGHT
DRY: 569 LBS
WET: 589 LBS
SEAT HEIGHT
LADEN: 25.7 IN
UNLADEN: 26.8 IN



BLACK METALLIC
BLACK SMOKE W/ GRAPHICS
MAROON METALLIC W/ GRAPHICS



SCOUT CLASSIC

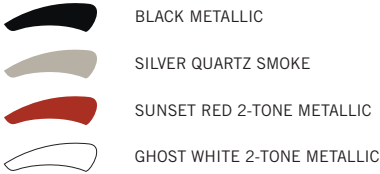
GENUINE
AUTHENTIC
TIMELESS



A name that goes back over a century with an experience that lives up to the legacy. The Scout Classic is where heritage-inspired design meets the needs of today's American cruiser rider. Premium chrome, classic Indian Motorcycle flared fenders, and flawless paint will be sure to turn heads at every intersection. Wire wheels add to the timeless, authentic style. A low seat height and relaxed ergonomics makes for an easy, confident ride at every speed, whether you're commuting or going on a weekend trip.

CLASSIC FENDERS
CHROME TRIM
TIMELESS PAINT
CHROME WIRE WHEELS
RELAXED ERGOS
3-INCH SUSPENSION TRAVEL
SOLO SEAT

ENGINE
SPEEDPLUS 1250 CC
LIQUID-COOLED V-TWIN
HORSEPOWER
105 HP
FUEL CAPACITY
3.4 GALLONS
WEIGHT
DRY: 535 LBS
WET: 555 LBS
SEAT HEIGHT
LADEN: 25.7 IN
UNLADEN: 26.8 IN





TRIM LEVELS

The all-new Indian Scout sets the standard for American cruisers with the widest range of ride-enhancing technology riders demand. It's available in three trim levels—Standard, Limited, or Limited +Tech. The Standard trim level gives you all the essentials you need for hitting the road. For riders who demand more control over their ride, the Limited and Limited +Tech trim levels provide class-leading amenities and function.

Scout's next-gen electrical architecture means you can upgrade to any individual tech feature you want at any time.

STANDARD TRIM LEVEL INCLUDES

- ABS BRAKES
- LED HEADLIGHT
- FUEL GAUGE
- NEW HAND CONTROLS
- LARGER BATTERY

LIMITED TRIM LEVEL INCLUDES

- ABS BRAKES
- LED HEADLIGHT
- FUEL GAUGE
- NEW HAND CONTROLS
- LARGER BATTERY
- GATEWAY CONTROL MODULE

- PREMIUM BADGING
- CRUISE CONTROL
- RIDE MODES
- TRACTION CONTROL
- USB CHARGING

LIMITED +TECH TRIM LEVEL INCLUDES

- ABS BRAKES
- LED HEADLIGHT
- FUEL GAUGE
- NEW HAND CONTROLS
- LARGER BATTERY
- GATEWAY CONTROL MODULE

- PREMIUM BADGING
- CRUISE CONTROL
- RIDE MODES
- TRACTION CONTROL
- USB CHARGING + DATA STREAMING

- 4-INCH DISPLAY POWERED BY RIDE COMMAND
- RIDE COMMAND+ CONNECTED FEATURES
- PUSH-BUTTON START

PREMIUM
AGILE
REFINED

101 SCOUT



LIMITED +TECH



- SUNSET RED METALLIC W/ GRAPHICS
- GHOST WHITE METALLIC W/ GRAPHICS

STRIPPED
ICONIC
RAW

SCOUT BOBBER



STANDARD



- BLACK METALLIC

LIMITED



- BLACK METALLIC
- BLACK SMOKE
- SUNSET RED SMOKE

LIMITED +TECH




- BLACK METALLIC
- BLACK SMOKE
- SUNSET RED SMOKE
- SPIRIT BLUE METALLIC
- NARA BRONZE METALLIC

TOUGH
PURPOSEFUL
AGGRESSIVE

SPORT SCOUT



STANDARD

 BLACK METALLIC

LIMITED


 BLACK METALLIC

 BLACK SMOKE

 STORM BLUE

 NARA BRONZE SMOKE

LIMITED +TECH

 BLACK METALLIC

 BLACK SMOKE

 STORM BLUE

 NARA BRONZE SMOKE

NOSTALGIC
DISTINCTIVE
PROUD

SUPER SCOUT



LIMITED +TECH

 BLACK METALLIC

 BLACK SMOKE W/ GRAPHICS


 MAROON METALLIC / GRAPHICS

GENUINE
AUTHENTIC
TIMELESS


SCOUT CLASSIC



STANDARD

 BLACK METALLIC

LIMITED

 BLACK METALLIC

 SILVER QUARTZ SMOKE

LIMITED + TECH

 BLACK METALLIC

 SILVER QUARTZ SMOKE

 SUNSET RED 2-TONE METALLIC

 GHOST WHITE 2-TONE METALLIC

FOUR WAYS TO PERSONALIZE YOUR RIDE FOUR WAYS TO SHOW YOUR STYLE

The all-new Indian Scout is a bike built to make it your own. Four curated collections: Commuter, Overnighter, Stealth and Open Roads deliver countless style, comfort, and protection accessory options for your favorite types of riding. No matter the trip, we have a collection for you.

THE COMMUTER COLLECTION

The Commuter Collection is designed for practicality and comfort, ideal for daily transportation. These accessories transform your Scout into an efficient commuter, balancing classic styling and enhanced comfort with the convenience daily commuting demands.



SCOUT CLASSIC[®] IN BLACK METALLIC SHOWN WITH OPTIONAL ACCESSORIES



FEATURED ACCESSORIES

- PINNACLE MIRRORS
- PATHFINDER 5 3/4-INCH ADAPTIVE LED HEADLIGHT
- RAM[®] X-GRIP[®] PHONE MOUNT
- PASSENGER PEGS
- SYNDICATE SEAT
- HANDLEBARS*
- MID CONTROLS*

*EXTENDED/REDUCED REACH HANDLEBARS AND MID FOOT CONTROLS NOT SHOWN, AVAILABLE AS AN ACCESSORY





SUPER SCOUT IN BLACK SMOKE SHOWN WITH OPTIONAL ACCESSORIES

THE OPEN ROADS COLLECTION

The Open Roads Collection features premium accessories crafted to further enhance functionality when the open road calls. This collection adds all the essentials needed for comfort and visibility, to maximize any experience for both rider and passenger.



FEATURED ACCESSORIES

- STEEL FRONT HIGHWAY BARS
- INFINITE HIGHWAY PEGS
- PATHFINDER LED DRIVING LIGHTS
- SYNDICATE LOW PROFILE PASSENGER BACKREST
- PASSENGER TOURING BACKREST PAD
- RIDER & PASSENGER FLOORBOARDS

THE STEALTH COLLECTION

The Stealth Collection boasts a premium set of accessories curated to further enhance the aggressive style and functionality of your Scout. Each accessory adds a unique flair, elevating your Scout's aesthetics to reflect your distinctive taste and style.



FEATURED ACCESSORIES

- 10-IN. MOTO HANDLEBAR RISERS
- MOTO HANDLEBARS*
- RADIAL RS MIRRORS BY RIZOMA®
- BLACKED OUT LEVERS
- BOBBER SADDLEBAGS
- SMOKED TURN SIGNALS
- PATHFINDER LED HEADLIGHT

*SHOWN STANDARD ON SPORT SCOUT,
AVAILABLE AS AN ACCESSORY



SPORT SCOUT IN BLACK SMOKE SHOWN WITH OPTIONAL ACCESSORIES.



SCOUT CLASSIC IN GHOST WHITE 2-TONE METALLIC SHOWN WITH OPTIONAL ACCESSORIES.

THE OVERNIGHTER COLLECTION

The Overnighter Collection is tailor-made for medium to long-distance trips, ensuring comfort and capability for overnight stays. With additional storage capacity and wind protection, this collection transforms your Scout into a versatile and comfortable touring option without compromising its classical design.



FEATURED ACCESSORIES

TOURING SADDLEBAGS
SOLO LUGGAGE RACK
ALL-WEATHER VINYL TAILBAG
20-INCH QUICK RELEASE WINDSHIELD
RIDER FLOORBOARDS WITH INLAYS

BUILD YOUR DREAM INDIAN SCOUT

VISIT [INDIANMOTORCYCLE.COM/BUILD](https://www.IndianMotorcycle.com/build)

Explore all the models and colors and preview hundreds of accessories right on the bike. When complete you can save your build, then either order online or get a customized quote from your dealer.



START NOW!
SCAN CODE TO
LEARN MORE



STEP 01

CHOOSE MODEL

- 101 SCOUT >
- SCOUT BOBBER >
- SPORT SCOUT >
- SUPER SCOUT >
- SCOUT CLASSIC >





STEP 02

CHOOSE COLOR

- BLACK METALLIC ☐
- BLACK SMOKE ☐
- STORM BLUE ☒
- NARA BRONZE SMOKE ☐



FULL SCREEN 
CAPTURE 

STEP 03

CHOOSE ACCESSORIES



- TOP SELLERS 
- ENGINE PERFORMANCE 
- STORAGE & LUGGAGE 
- SEATS & BACKRESTS 
- PROTECTION 
- HANDLEBARS & CONTROLS 
- AUDIO, LIGHTING & ELECTRICAL 
- CRAFTED STYLE PIECES 
- WHEELS, TIRES & SUSPENSION 

GET YOURS NOW





INDIAN AND INDIAN MOTORCYCLE ARE REGISTERED TRADEMARKS OF INDIAN MOTORCYCLE INTERNATIONAL, LLC. BREMBO® IS A REGISTERED TRADEMARK OF BREMBO S.P.A. SOCIETÀ PER AZIONI. RIZOMA® IS A REGISTERED TRADEMARK OF RIZOMA S.R.L. X-GRIP® AND RAM® ARE REGISTERED TRADEMARKS OF NATIONAL PRODUCTS, INC. ALWAYS WEAR A HELMET, PROTECTIVE CLOTHING AND EYEWEAR AND INSIST YOUR PASSENGER DOES THE SAME. RIDE WITHIN THE LIMITS OF THE LAW AND YOUR OWN ABILITIES. READ, UNDERSTAND AND FOLLOW YOUR OWNER'S MANUAL. NEVER RIDE UNDER THE INFLUENCE OF DRUGS OR ALCOHOL. © 2024 INDIAN MOTORCYCLE INTERNATIONAL, LLC.

