

2025 INDIAN SCOUT  
ACCESSORIES



# BORN FROM ICONS RIDDEN BY LEGENDS

As America's First Motorcycle Company, we've been making iconic motorcycles since 1901. In 1919, we introduced the first Indian Scout, heralded for its legendary balance of power and control. Soon after we debuted the Indian 101 Scout, considered by many to be the most perfect motorcycle built.

Our founders were trailblazers, with a spirit of innovation that we've kept alive through evolution and respect for the history that got us here. Looking to that heritage for inspiration and the legendary riders who chose Indian Scout over the last hundred years, we introduce the all-new Indian Scout lineup.



2025 INDIAN 101 SCOUT



1929 INDIAN 101 SCOUT

## 2025 SCOUT

04

101 SCOUT

08

SCOUT BOBBER

10

SPORT SCOUT

12

SUPER SCOUT

14

SCOUT CLASSIC

16

TRIM LEVELS

18

## ACCESSORIES

20

ACCESSORY COLLECTIONS

20

CRAFTED TO FIT

24

SEATS & BACKRESTS

26

HANDLEBARS & CONTROLS

28

ENGINE PERFORMANCE,  
STORAGE & LUGGAGE

32

PROTECTION

34

LIGHTING & TECHNOLOGY

36

WHEELS & SUSPENSION

38

CRAFTED STYLE PIECES

39

OIL & LUBRICANTS / GARAGE

40

APPAREL

44



# THE ALL-NEW INDIAN SCOUT CREATE STORIES WORTH SHARING


Indian Motorcycle's brand purpose is simple:  
inspire the next generation of riders to pursue their dreams.  
If you're on two wheels, you're with us. Period.



# THE ALL-NEW INDIAN SCOUT PROVES THE BEST CAN GET EVEN BETTER

## ICONIC AMERICAN DESIGN

For over 100 years, the Indian Scout has represented iconic American design, with a silhouette that shines with heritage and tradition. Leveraging the timeless style and perfect proportions that make up Scout's DNA, the all-new Indian Scout has been reshaped into the most beautiful and capable American mid-sized cruiser in the world.



ICONIC SCOUT DESIGN STYLE



ALL-NEW STEEL FRAME

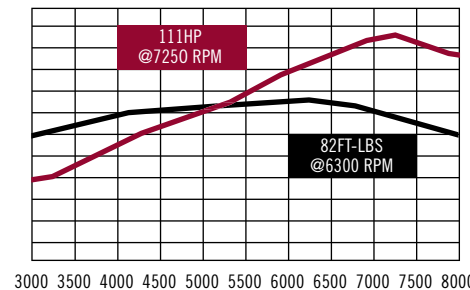


SCAN CODE TO LEARN MORE



## THE ALL-NEW SPEEDPLUS 1250 V-TWIN

The completely redesigned SpeedPlus 1250cc liquid-cooled V-twin is at the heart of the all-new Scout. It features a 10% displacement increase and 14% more torque over the previous 1133cc Scout engine. And with 111hp in the 101 Scout, that's an 11% increase in power. To make all that power more usable, there's a flatter torque curve to deliver exhilarating seat-of-the-pants acceleration and a new slipper clutch for greatly improved clutch lever effort.



## LEGENDARY BALANCE OF POWER AND CONTROL

When it comes to comfort and control, the combination of classic cruiser comfort and low center of gravity put the all-new Indian Scout in a class of its own. Low seat height with a narrow stand-over means it's easy for riders of all sizes to reach the ground. Perfect balance makes it effortless off the side stand and simple to maneuver at low speeds and more aggressive riding alike.

## RIDER CENTRIC TECHNOLOGY

The all-new Indian Scout integrates new safety and convenience features today's riders demand. All models feature ABS braking, an easy-to-read fuel gauge, and LED headlight. Three ride modes, as well as traction and cruise control are available in the Limited trim, while Limited +Tech adds a keyless ignition and all the amazing features that come with the 4-inch Display Powered by RIDE COMMAND and integrated RIDE COMMAND+ connected technology.

# 101 SCOUT

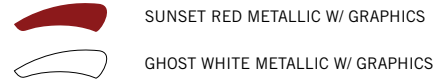
PREMIUM  
AGILE  
REFINED



Rooted in history as one of the greatest motorcycles ever made, the Indian 101 Scout is purpose built to be the highest performance Scout we've ever offered. With an all-new SpeedPlus 1250cc liquid-cooled V-Twin sporting 111hp, color-matched quarter fairing, inverted adjustable front forks, dual disk Brembo® brakes and adjustable piggyback rear shocks, the Indian 101 Scout is packed with premium components that make a statement about your ability to go fast. Exacting attention to detail throughout completes the look, with 101 Scout badging and exclusive paint and graphics that will turn heads if anyone can catch it.

**INVERTED FORKS**  
**PIGGYBACK SHOCKS**  
**BREMBO® DUAL DISC BRAKES**  
**6-INCH CONTRAST CUT RISERS**  
**MOTO BARS**  
**101 GUNFIGHTER SEAT**  
**101 BADGING**  
**101 PAINT & GRAPHICS**

**ENGINE**  
SPEEDPLUS 1250 CC  
LIQUID-COOLED V-TWIN  
**HORSEPOWER**  
111 HP  
**FUEL CAPACITY**  
3.4 GALLONS  
**WEIGHT**  
DRY: 529 LBS  
WET: 549 LBS  
**SEAT HEIGHT**  
LADEN: 25.7 IN  
UNLADEN: 26.8 IN



# SCOUT BOBBER

STRIPPED  
ICONIC  
RAW



Stripped down with an aggressive stance and raw power, the Scout Bobber is the perfect expression of iconic bobber style. Blacked out front to back with chopped bobber fenders and headlight nacelle, it leans hard into a classic bobber vibe. A solo bobber-style seat reinforces a minimalist bobber aesthetic—without trading comfort—and firmly plants you in control under hard acceleration. Slammed suspension (2-inch rear travel and 4.7-inch front travel) creates a low stance for an aggressive, custom look. Bar end mirrors give the bike a cut-down and clean look with improved visibility.

**BOBBED FENDERS**  
**BLACKED OUT FINISHES**  
**HEADLIGHT NACELLE**  
**16-INCH WHEELS**  
**SLAMMED 2-INCH SUSPENSION**  
**BAR END MIRRORS**  
**SOLO SEAT**

**ENGINE**  
SPEEDPLUS 1250 CC  
LIQUID-COOLED V-TWIN  
**HORSEPOWER**  
105 HP  
**FUEL CAPACITY**  
3.4 GALLONS  
**WEIGHT**  
DRY: 522 LBS  
WET: 542 LBS  
**SEAT HEIGHT**  
LADEN: 25.6 IN  
UNLADEN: 26.2 IN

-  BLACK METALLIC
-  BLACK SMOKE
-  SUNSET RED SMOKE
-  SPIRIT BLUE METALLIC
-  NARA BRONZE METALLIC

# SPORT SCOUT

TOUGH  
PURPOSEFUL  
AGGRESSIVE



Inspired by history but redesigned for the style of today, the Sport Scout gives an aggressive spirit to the Scout lineup. Stylish gloss black 6-inch moto style risers with machined triples come standard for a menacing style that improves reach and control for aggressive riding. The quarter fairing gives the Sport Scout a stylish and custom look straight from the factory and the 19-inch front wheel adds to the aggressive nature of the Sport Scout. The solo sport seat keeps you planted and comfortable, to ride longer and harder, without compromising the bike's sleek style.

**QUARTER FAIRING**  
**19-INCH FRONT WHEEL**  
**BLACKED OUT FINISHES**  
**3-INCH SUSPENSION TRAVEL**  
**BAR END MIRRORS**  
**SOLO SPORT SEAT**  
**6-INCH RISERS**

**ENGINE**  
SPEEDPLUS 1250 CC  
LIQUID-COOLED V-TWIN  
**HORSEPOWER**  
105 HP  
**FUEL CAPACITY**  
3.4 GALLONS  
**WEIGHT**  
DRY: 528 LBS  
WET: 548 LBS  
**SEAT HEIGHT**  
LADEN: 25.7 IN  
UNLADEN: 26.8 IN

 BLACK METALLIC  
 BLACK SMOKE  
 STORM BLUE  
 NARA BRONZE SMOKE

# SUPER SCOUT

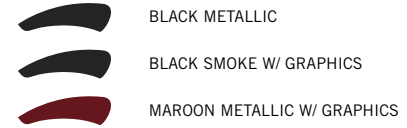
NOSTALGIC  
DISTINCTIVE  
PROUD



When the goal is to hit the open road, we make sure no corners are cut or details overlooked. Built for any type of riding, saddlebags, wire wheels, windshield, and passenger pillion all come standard. The touring saddlebags are the largest we've ever offered on Scout, and allow you to effortlessly carry essentials and open easily with a quick pull tab. The quick release windshield comes off in seconds for a different look and to feel the wind when you want it. The 3-inch suspension travel gives increased comfort to ride longer and farther. Premium chrome finishes and flawless paint add to the timeless styling born of the Indian Scout's heritage.

**WINDSHIELD**  
**TOURING SADDLEBAGS**  
**CRUISE CONTROL**  
**RIDE MODES**  
**3-INCH SUSPENSION TRAVEL**  
**2-UP SEATING**  
**RETRO PAINT**  
**WIRE WHEELS**

**ENGINE**  
SPEEDPLUS 1250 CC  
LIQUID-COOLED V-TWIN  
**HORSEPOWER**  
105 HP  
**FUEL CAPACITY**  
3.4 GALLONS  
**WEIGHT**  
DRY: 569 LBS  
WET: 589 LBS  
**SEAT HEIGHT**  
LADEN: 25.7 IN  
UNLADEN: 26.8 IN



BLACK METALLIC  
BLACK SMOKE W/ GRAPHICS  
MAROON METALLIC W/ GRAPHICS



# SCOUT CLASSIC





GENUINE  
AUTHENTIC  
TIMELESS



A name that goes back over a century with an experience that lives up to the legacy. The Scout Classic is where heritage-inspired design meets the needs of today's American cruiser rider. Premium chrome, classic Indian Motorcycle flared fenders, and flawless paint will be sure to turn heads at every intersection. Wire wheels add to the timeless, authentic style. A low seat height and relaxed ergonomics make for an easy, confident ride at every speed, whether you're commuting or going on a weekend trip.

**CLASSIC FENDERS**  
**CHROME TRIM**  
**TIMELESS PAINT**  
**CHROME WIRE WHEELS**  
**RELAXED ERGOS**  
**3-INCH SUSPENSION TRAVEL**  
**SOLO SEAT**

**ENGINE**  
SPEEDPLUS 1250 CC  
LIQUID-COOLED V-TWIN  
**HORSEPOWER**  
105 HP  
**FUEL CAPACITY**  
3.4 GALLONS  
**WEIGHT**  
DRY: 535 LBS  
WET: 555 LBS  
**SEAT HEIGHT**  
LADEN: 25.7 IN  
UNLADEN: 26.8 IN

-  BLACK METALLIC
-  SILVER QUARTZ SMOKE
-  SUNSET RED 2-TONE METALLIC
-  GHOST WHITE 2-TONE METALLIC

# TRIM LEVELS

The all-new Indian Scout sets the standard for American cruisers with the widest range of ride-enhancing technology riders demand. It's available in three trim levels—Standard, Limited, or Limited +Tech. The Standard trim level gives you all the essentials you need for hitting the road. For riders who demand more control over their ride, the Limited and Limited +Tech trim levels provide class-leading amenities and function.

Scout's next-gen electrical architecture means you can upgrade to any individual tech feature you want at any time.

## STANDARD TRIM LEVEL INCLUDES

ABS BRAKES  
LED HEADLIGHT  
FUEL GAUGE

NEW HAND CONTROLS  
LARGER BATTERY

## LIMITED TRIM LEVEL INCLUDES

ABS BRAKES  
LED HEADLIGHT  
FUEL GAUGE

NEW HAND CONTROLS  
LARGER BATTERY  
GATEWAY CONTROL MODULE

PREMIUM BADGING  
CRUISE CONTROL  
RIDE MODES

TRACTION CONTROL  
USB CHARGING

## LIMITED +TECH TRIM LEVEL INCLUDES

ABS BRAKES  
LED HEADLIGHT  
FUEL GAUGE

NEW HAND CONTROLS  
LARGER BATTERY  
GATEWAY CONTROL MODULE

PREMIUM BADGING  
CRUISE CONTROL  
RIDE MODES

TRACTION CONTROL  
USB CHARGING + DATA STREAMING



4-INCH DISPLAY POWERED BY RIDE COMMAND  
RIDE COMMAND+ CONNECTED FEATURES  
PUSH-BUTTON START

PREMIUM  
AGILE  
REFINED

## 101 SCOUT



### LIMITED +TECH


-  SUNSET RED METALLIC W/ GRAPHICS
-  GHOST WHITE METALLIC W/ GRAPHICS

STRIPPED  
ICONIC  
RAW




## SCOUT BOBBER



### STANDARD

-  BLACK METALLIC

### LIMITED

-  BLACK METALLIC
-  BLACK SMOKE
-  SUNSET RED SMOKE

### LIMITED +TECH

-  BLACK METALLIC
-  BLACK SMOKE
-  SUNSET RED SMOKE
-  SPIRIT BLUE METALLIC
-  NARA BRONZE METALLIC

TOUGH  
PURPOSEFUL  
AGGRESSIVE

## SPORT SCOUT



### STANDARD

-  BLACK METALLIC

### LIMITED

-  BLACK METALLIC
-  BLACK SMOKE
-  STORM BLUE
-  NARA BRONZE SMOKE

### LIMITED +TECH




-  BLACK METALLIC
-  BLACK SMOKE
-  STORM BLUE
-  NARA BRONZE SMOKE

NOSTALGIC  
DISTINCTIVE  
PROUD

## SUPER SCOUT



### LIMITED +TECH

-  BLACK METALLIC
-  BLACK SMOKE W/ GRAPHICS
-  MAROON METALLIC W/ GRAPHICS

GENUINE  
AUTHENTIC  
TIMELESS

## SCOUT CLASSIC



### STANDARD

-  BLACK METALLIC

### LIMITED

-  BLACK METALLIC
-  SILVER QUARTZ SMOKE

### LIMITED +TECH

-  BLACK METALLIC
-  SILVER QUARTZ SMOKE
-  SUNSET RED 2-TONE METALLIC
-  GHOST WHITE 2-TONE METALLIC

# FOUR WAYS TO PERSONALIZE YOUR RIDE FOUR WAYS TO SHOW YOUR STYLE

The all-new Indian Scout is a bike built to make it your own. Four curated collections: Commuter, Overnighter, Stealth and Open Roads deliver countless style, comfort, and protection accessory options for your favorite types of riding. No matter the trip, we have a collection for you.

## THE COMMUTER COLLECTION

The Commuter Collection is designed for practicality and comfort, ideal for daily transportation. These accessories transform your Scout into an efficient commuter, balancing classic styling and enhanced comfort with the convenience daily commuting demands.

## THE OPEN ROADS COLLECTION

The Open Roads Collection features premium accessories crafted to further enhance functionality when the open road calls. This collection adds all the essentials needed for comfort and visibility, to maximize any experience for both rider and passenger.



### FEATURED ACCESSORIES

PINNACLE MIRRORS  
PATHFINDER 5 3/4-INCH ADAPTIVE LED HEADLIGHT  
RAM® X-GRIP® PHONE MOUNT  
PASSENGER PEGS  
SYNDICATE SEAT  
HANDLEBARS\*  
MID CONTROLS\*

\*EXTENDED/REDUCED REACH HANDLEBARS AND MID FOOT CONTROLS NOT SHOWN, AVAILABLE AS AN ACCESSORY



SUPER SCOUT IN BLACK SMOKE SHOWN WITH OPTIONAL ACCESSORIES



### FEATURED ACCESSORIES

STEEL FRONT HIGHWAY BARS  
INFINITE HIGHWAY PEGS  
PATHFINDER LED DRIVING LIGHTS  
SYNDICATE LOW PROFILE PASSENGER BACKREST  
PASSENGER TOURING BACKREST PAD  
RIDER & PASSENGER FLOORBOARDS

## THE STEALTH COLLECTION

The Stealth Collection boasts a premium set of accessories curated to further enhance the aggressive style and functionality of your Scout. Each accessory adds a unique flair, elevating your Scout's aesthetics to reflect your distinctive taste and style.



### FEATURED ACCESSORIES

- 10-INCH MOTO HANDLEBAR RISERS
- MOTO HANDLEBARS\*
- RADIAL RS MIRRORS BY RIZOMA®
- BLACKED OUT BRAKE & CLUTCH LEVERS
- BOBBER SADDLEBAGS
- SMOKED LED TURN SIGNALS
- PATHFINDER LED HEADLIGHT

\*STANDARD ON SPORT SCOUT, AVAILABLE AS AN ACCESSORY FOR OTHER MODELS



SPORT SCOUT IN BLACK SMOKE SHOWN WITH OPTIONAL ACCESSORIES.

## THE OVERNIGHTER COLLECTION

The Overnighter Collection is tailor-made for medium to long-distance trips, ensuring comfort and capability for overnight stays. With additional storage capacity and wind protection, this collection transforms your Scout into a versatile and comfortable touring option without compromising its classical design.



SCOUT CLASSIC IN GHOST WHITE 2-TONE METALLIC SHOWN WITH OPTIONAL ACCESSORIES.



### FEATURED ACCESSORIES


- TOURING SADDLEBAGS
- SOLO LUGGAGE RACK
- ALL-WEATHER VINYL TAILBAG
- 20-INCH QUICK RELEASE WINDSHIELD
- RIDER FLOORBOARDS WITH INLAYS

# CRAFTED TO FIT

Customize your Indian Scout to reflect your unique style and preferences. Craft a bike that not only stands out on the open road but also fits you like a custom-tailored suit. Enjoy the freedom to choose and ride with confidence, knowing your Scout is perfectly suited to you.



## RIDE COMFORTABLE | RIDE CONFIDENT THE FIT SHOP



Motorcycle ergonomics are focused around the triangle formed between the location of the handlebars, foot controls and seat that determine how a rider sits. Make sure you have the right accessories to maximize placement for your height, riding style and desired comfort level.

### PERSONALIZED SEATS

Ensure a comfortable fit that complements your physique and riding style with new seating options.

### CUSTOMIZABLE HANDLEBARS

Tailor your riding position and take command of the road by choosing the right handlebars for your posture. Find the perfect balance of comfort and control for a smoother ride.

### TAILORED FOOT CONTROLS

Customize your ride with tailored foot control options. These options allow you to fine-tune the positioning to match your ergonomic preferences.

## SEATS & BACKRESTS

Outfit your Scout with accessory seats and backrests for enhanced comfort.



### SOLO SPORT SEAT

2890235-VBB Black Vinyl

Weather-resistant vinyl. 0.8" wider, same height and 1.5" taller bolster than standard Scout Bobber seat. Not compatible with Syndicate Low Profile Rider Backrest Support (2890359-266). Fits model year 2025. Stock on Scout Classic & Sport Scout.



### SOLO BOBBER SEAT

2890236-VBB Black Vinyl

Weather-resistant vinyl. 11.2" wide with 2.4" tall bolster. Fits model year 2025. Stock on Scout Bobber.



### SYNDICATE SEAT

2890237-VBA Black Vinyl

Weather-resistant vinyl. Same width, same height and 4.6" taller bolster than standard Scout Bobber seat. Passenger portion of seat is 7" wide. Fits model year 2025.



### EXTENDED REACH SYNDICATE SEAT

2890238-VBA Black Vinyl

Weather-resistant vinyl. Positions rider 2" further back than standard seat. Same width but 1" taller than standard Scout Bobber seat. Passenger portion of seat is 7" wide. Recommended for riders 6'1" & over. Fits model year 2025.



### PASSENGER PILLION

2890364-VBA Black Vinyl

Weather-resistant vinyl. 7.5" wide. Requires Passenger Pegs (2890610-626), sold separately. Fits model year 2025.



### PASSENGER TOURING BACKREST PAD

2890358-VBA Black Vinyl

Weather-resistant vinyl. Requires Syndicate Low Profile Passenger Backrest Support (2890256-156/-266), sold separately. Fits model year 2025.



### RIDER AND PASSENGER SPORT BACKREST PAD

2890357-VBD Black Vinyl

Weather-resistant vinyl. Includes one backrest pad that can be used for rider or passenger. Requires Syndicate Low Profile Rider Backrest Support (2890359-266) or Syndicate Low Profile Passenger Backrest Support (2890256-156/-266), each sold separately. Fits model year 2025.



### SYNDICATE LOW PROFILE RIDER BACKREST SUPPORT

2890359-266 Gloss Black

Compatible with Rider and Passenger Sport Backrest Pad (2890357-VBD), sold separately. Fits model year 2025.



QUICK RELEASE

### SYNDICATE LOW PROFILE PASSENGER BACKREST SUPPORT

2890256-156 Chrome  
2890256-266 Gloss Black

Compatible with Passenger Touring Backrest Pad (2890358-VBA) or Rider and Passenger Sport Backrest Pad (2890357-VBD), each sold separately. Fits model year 2025.

## HANDLEBARS & CONTROLS

Customize the look and feel of your Scout to fit your size and style.



### 10 IN. APE HANGER HANDLEBAR KIT\*

2890553-156 Chrome  
2890553-266 Black

Positions hands 10" higher. Requires additional brake line, clutch cable, wiring harness and/or riser upgrade kit, each sold separately. See handlebar installation chart on P. 31 for details. Dealer installation required. Fits model year 2025.



### EXTENDED REACH HANDLEBAR

2890549-156 Chrome  
2890549-266 Gloss Black

Recommended for riders 6'1" & over. Positions controls 2" further from rider. Requires additional brake line, clutch cable, wiring harness and/or riser upgrade kit, each sold separately. See handlebar installation chart on P. 31 for details. Dealer installation required. Fits model year 2025.



### REDUCED REACH HANDLEBAR

2890551-156 Chrome  
2890551-266 Gloss Black

Recommended for riders 5'6" & under. Positions controls 2" closer to rider. Requires additional brake line, clutch cable, wiring harness and/or riser upgrade kit, each sold separately. See handlebar installation chart on P. 31 for details. Dealer installation required. Fits model year 2025.



### HANDLEBAR WAFFLE GRIPS BY PROTAPER®

2884100 Gray

Fits model year 2025.



### HEATED HANDLEBAR GRIPS

2890513 Black

Kit includes grips, wiring harness and controls. Dealer installation required. Fits model year 2025.



### COMFORT HANDLEBAR GRIPS BY ROLAND SANDS DESIGN®

2884094 Black

Fits model year 2025.



### MOTO HANDLEBARS

2890552-266 Black

Adds an aggressive look. Requires additional brake line, clutch cable, wiring harness and/or riser upgrade kit, each sold separately. See handlebar installation chart on P. 31 for details. Dealer installation required. Fits model year 2025. Stock on Sport Scout & 101 Scout.



### BEACH BAR HANDLEBAR

2890550-156 Chrome  
2890550-266 Gloss Black

Provides a wider, more relaxed reach. Requires additional brake line, clutch cable, wiring harness and/or riser upgrade kit, each sold separately. See handlebar installation chart on P. 31 for details. Dealer installation required. Fits model year 2025.



### MOTO HANDLEBAR RISERS

2890555-266 3.5 In.  
2890556-440 5.5 In.  
2890559-440 10 In.

Separate installation kit may be required depending upon model. Only compatible with Moto Handlebars (2890552-266). See handlebar installation chart on P. 31 for details. Fits model year 2025.



### RISER UPGRADE KIT

2890557-658 Black

Secures brake lines, harness and clutch cables. Dealer installation required. Includes upper triple clamp, upper triple clamp fasteners, wire form bolt retainer & wire form fasteners. See handlebar installation chart on P. 31 for details. Fits model year 2025 with Moto Handlebar Risers installed.



### MID FOOT CONTROLS

2890548-626 Black

Positions foot pegs and lower controls 2" closer to rider than standard foot controls. Dealer installation recommended. Uses standard foot pegs. Includes extended shift linkage. Recommended for riders 5'7" - 6'0". Fits model year 2025.



### PASSENGER PEGS

2890610-626 Black

Fits model year 2025. Recommended with Syndicate Seat (2890237-VBA) or Passenger Pillion (2890364-VBA), each sold separately.

\*Handlebar heights are regulated by state and local laws. Accessory handlebars may not be legal in all areas or for all riders. Check state and local regulations. Follow all installation instructions to ensure that the handlebars are securely in place and are appropriate for rider size, control, and visibility.

See P. 31 for handlebar installation details.



## HANDLEBAR INSTALLATION BY MODEL

Determine components needed to install each handlebar by model.

	SCOUT BOBBER	SCOUT CLASSIC & SUPER SCOUT	SPORT SCOUT & 101 SCOUT
<b>EXTENDED REACH HANDLEBAR</b> 2890549	CLUTCH CABLE - MEDIUM: 7083071 BRAKE HOSE - MEDIUM: 1914312 BRAKE HOSE WASHERS: 1913793	BRAKE HOSE - MEDIUM: 1914312 BRAKE HOSE WASHERS: 1913793 WIRE HARNESS - MEDIUM: 2417098	
<b>BEACH BAR HANDLEBAR</b> 2890550	CLUTCH CABLE - MEDIUM: 7083071 BRAKE HOSE - TRADITIONAL: 1914259 BRAKE HOSE WASHERS: 1913793	WIRE HARNESS - MEDIUM: 2417098	NOT COMPATIBLE
<b>REDUCED REACH HANDLEBAR</b> 2890551	CLUTCH CABLE - MEDIUM: 7083071 BRAKE HOSE - LONG: 1914264 BRAKE HOSE WASHERS: 1913793 WIRE HARNESS - LONG: 2417099	BRAKE HOSE - LONG: 1914264 BRAKE HOSE WASHERS: 1913793	
<b>MOTO HANDLEBAR</b> 2890552	IF RISERS ARE NOT INSTALLED, NO ADDITIONAL COMPONENTS ARE REQUIRED  <b>OPTIONAL RISER CHOICES:</b>  3.5" MOTO HANDLEBAR RISER: 2890555 OR 5.5" MOTO HANDLEBAR RISER: 2890556 OR 10" MOTO HANDLEBAR RISER: 2890559  RISER UPGRADE KIT: 2890557-658  BRAKE HOSE - MEDIUM: 1914312 BRAKE HOSE WASHERS: 1913793	IF RISERS ARE NOT INSTALLED, NO ADDITIONAL COMPONENTS ARE REQUIRED  <b>OPTIONAL RISER CHOICES:</b>  3.5" MOTO HANDLEBAR RISER: 2890555 OR 5.5" MOTO HANDLEBAR RISER: 2890556 OR 10" MOTO HANDLEBAR RISER: 2890559  RISER UPGRADE KIT: 2890557-658  CLUTCH CABLE - SHORT: 7083070 BRAKE HOSE - SHORT: 1914279 BRAKE HOSE WASHERS: 1913793 WIRE HARNESS - MEDIUM: 2417098	5.5" MOTO HANDLEBAR RISERS STANDARD  <b>OPTIONAL RISER CHOICES:</b>  3.5" MOTO HANDLEBAR RISER: 2890555 OR 10" MOTO HANDLEBAR RISER: 2890559  BRAKE HOSE - SHORT: 1914279 BRAKE HOSE WASHERS: 1913793
<b>10 IN. MINI APE HANGER HANDLEBAR</b> 2890553	CLUTCH CABLE - MEDIUM: 7083071 BRAKE HOSE - LONG: 1914264 BRAKE HOSE WASHERS: 1913793 WIRE HARNESS - LONG: 2417099	BRAKE HOSE - LONG: 1914264 BRAKE HOSE WASHERS: 1913793	NOT COMPATIBLE



## ENGINE PERFORMANCE, STORAGE & LUGGAGE

Accessorize your Scout for the way you ride so you can bring everything you need.



### PERFORMANCE CALIBRATION

2891245

Unleash extra horsepower and elevate your performance. Tailored for enthusiasts who seek precision and power, this specialized calibration service is the key to getting more performance from your Indian Scout. Fits model year 2025. Not available for 101 Scout.



### TOURING SADDLEBAGS

2890257-VBA Black Vinyl

Kit includes spool kit, mounting hardware, and two saddlebags. Not compatible with Quick Release Accessory Mounting Spools (2890254). Turn Signal Relocation Kit (2890504) required, sold separately for models other than Scout Classic. Recommended with Syndicate Low Profile Passenger Backrest Support (2890256-156/-266). Fits model year 2025. Standard on Super Scout.



### BOBBER SADDLEBAGS

2890283-VBA Left  
2890284-VBA Right

Sold individually by side. Includes mounting hardware. Fits model year 2025.



### SOLO RACK BAG

2884862-VBA

Fits model year 2025.



### ALL-WEATHER VINYL TAILBAG

2890106-FBA Black

Holds 7 liters of cargo. Recommended with Solo Luggage Rack (2890148-156/-266), sold separately. Fits model year 2020-2025.



### RAM® X-GRIP® PHONE MOUNT

2884101

Mount your phone to the mirror perch on the handlebar. Fits phones up to 3.25" wide, including case.



### SOLO LUGGAGE RACK

2890148-156 Chrome  
2890148-266 Gloss Black

Mounts on rear fender. Holds up to 7 lbs. Fits model year 2025.



### QUICK RELEASE

### QUICK RELEASE ACCESSORY MOUNTING SPOOLS

2890254

Required to mount Syndicate Low Profile Passenger Backrest Support (2890256-156/-266), sold separately, if saddlebags are not already installed. Fits model year 2025.

## PROTECTION

Control the wind flow with wind deflectors and fairings that direct the wind out of your face.



U.S.

CANADA

### QUARTER FAIRING

2889570	U.S. - Unpainted
2889570-XXX	U.S. - Color Matched
2889651	Canada - Unpainted
2889651-XXX	Canada - Color Matched

Headlight Relocation Kit (2889592) required for Scout Bobber & Scout Bobber Twenty. Fits model year 2015-2025. Standard on Sport Scout & 101 Scout.



### QUICK RELEASE FAIRING

2884116	Unpainted
2884116-XXX	Color Matched

Comes standard with an 82% tint, 2" wind deflector. Headlight Relocation Kit (2889592) required, sold separately for Scout Bobber & Scout Bobber Twenty. Headlight mount (5139110-458) required for Scout Rogue & Scout Rogue Sixty. Fits model year 2015-2025.

### U.S. COLORS

<b>NEW</b>	714	669	760	853
RAW	670	774	866	
266	675	800	869	
293	685	804	870	
463	694	809	872	
520	711	820	875	
566	725	821	878	
581	727	823	904	
620	729	826	906	
629	731	827	907	
639	745	833	927	
640	754	834		
653	759	849		

### CANADA COLORS

<b>NEW</b>	520	266	800	870
<b>NEW</b>	669	463	849	875
<b>NEW</b>	714	639	853	878
<b>NEW</b>	774	675	866	
RAW	694	869		

### COLORS

RAW	640	737	833
266	646	745	834
293	653	754	849
354	669	759	853
463	670	760	866
493	675	768	869
517	685	774	870
520	694	800	872
566	711	804	875
581	714	809	878
601	724	820	904
620	725	821	906
629	727	823	907
632	729	826	927
639	731	827	



### QUICK RELEASE

### QUICK RELEASE TOURING WINDSHIELDS

2890338-266	Mid, 20 In. Gloss Black
2890338-410	Mid, 20 In. Polished (shown)
2890339-266*	Low, 14 In. Gloss Black Smoke (shown)
2890337-266	Low, 14 In. Gloss Black (shown)

Fits model year 2025. \*Standard on Super Scout.



### QUICK RELEASE

### QUICK RELEASE WINDSHIELDS

2880835-156	24 In. Chrome (shown)
2884169-156	24 In. Chrome 17% Tint
2880237-156	21 In. Chrome (shown)
2884168-156	21 In. Chrome 17% Tint
2880236-156	19 In. Chrome (shown)
2884167-156	19 In. Chrome 17% Tint

Fits model year 2025 & 2015-2024 Scout, Scout Sixty & Scout Bobber Sixty.



### WINDSHIELD FOR QUICK RELEASE FAIRING

2884295	5 In. Tinted
2884296	7 In. Tinted

Quick Release Fairing (2884116-XXX) comes standard with an 82% tint, 2" wind deflector. Add the 25% tint, 5 inch or 7 inch windshield for better wind and debris protection. Fits model year 2015-2025. Not available in Canada.



### 1901 LOW FLY WINDSCREEN

2882010

Low fly dark tinted windscreen. Adds style to the front of the motorcycle. Fits model year 2025 & 2015-2024 Scout, Scout Sixty & Scout Bobber Sixty.



### STEEL FRONT HIGHWAY BARS

2890252-156	Chrome
2890252-266	Black

Fits model year 2025.



### VINYL SOFT LOWERS

2890506-VBA Black

Set of 2. Requires Steel Front Highway Bars (2890252-156/-266), sold separately. Fits model year 2025.



### HEADLIGHT RELOCATION KIT

2889592

Required to install Quick Release Fairing and Quarter Fairing on Scout Bobber & Scout Bobber Twenty. Fits 2025 Scout Bobber & 2018-2024 Scout Bobber & Scout Bobber Twenty.

## LIGHTING & TECHNOLOGY

The all-new Scout's next-gen electrical architecture means you can upgrade to any individual tech feature you want at any time.

### PATHFINDER ADAPTIVE LED HEADLIGHT

MONITORS LEAN ANGLE  
REAL-TIME TO DELIVER  
OPTIMIZED ILLUMINATION

15 INDIVIDUAL BEAMS  
ACTIVATE AS NEEDED

OPTIMIZED LIGHTING IN BOTH  
LOW-BEAM & HIGH-BEAM



#### PATHFINDER 5 3/4 IN. ADAPTIVE LED HEADLIGHT

2884995-156 Chrome  
2884995-266 Black

With adaptive, lean-sensitive technology, you'll enjoy optimized illumination of the road ahead, whether the bike is upright and rolling straight or leaned over in a turn. Fits model year 2025.

#### LOW BEAM



628  
LUMENS

793  
LUMENS

#### HIGH BEAM



1,213  
LUMENS

1,316  
LUMENS



0° BIKE LEAN ANGLE 32°



0° BIKE LEAN ANGLE 32°



#### PATHFINDER S LED DRIVING LIGHTS

2884708-156 Chrome  
2884708-266 Gloss Black

Installed easily with the Pathfinder S LED Driving Light Mount (2890253-156/-266), sold separately. Fits model year 2025.



#### RIDE MODES & TRACTION CONTROL

2891246

Tailor your ride with three ride modes. Seamlessly switch between Standard, Sport and Rain mode, adapting your motorcycle's behavior to match your riding style. Traction Control is engineered to provide optimal grip and minimize wheel slip in diverse conditions. Fits model year 2025. Standard on select Limited and Limited +Tech trims.



#### PATHFINDER S LED DRIVING LIGHT MOUNTS

2890253-156 Chrome  
2890253-266 Gloss Black

Requires Pathfinder S LED Driving Lights (2884708-156/-266) and Steel Front Highway Bars (2890252-156/-266), each sold separately. Fits model year 2025.



#### USB PORT KIT

2890532

Easily charge or power phones, audio sources, or GPS while riding. Kit includes everything needed for easy installation and reliable power. Accepts standard USB connection. Will provide power to virtually any mobile electronic device. Fits model year 2025. Standard on select models/trims.



#### PATHFINDER LED HEADLIGHT

2890678

A clean, powerful light that is significantly brighter than the stock headlight. Fits model year 2025.



#### CRUISE CONTROL KIT

2890554

Includes switch cube to utilize cruise control. Fits model year 2025. Standard on select models/trims.



#### SMOKED LED TURN SIGNALS

2890296-156 Chrome - Scout Classic\*  
2890297-266 Gloss Black - Scout Bobber\*\*  
2890299-266 Gloss Black - 101 Scout\*\*\*

Includes 2 front and 2 rear LED turn signals. \*Fits 2025 Scout Classic. \*\*Fits 2025 Scout Bobber. \*\*\*Fits 2025 101 Scout.



#### 4" DISPLAY POWERED BY RIDE COMMAND

2890837

This kit includes display module, USB port, cruise control, and GPS puck for turn-by-turn navigation. For a seamless experience, connect your phone to a Bluetooth® headset to enjoy music or communicate with others. To enjoy additional features such as live weather and traffic overlays, bike locator and intuitive destination search, add RIDE COMMAND+ (2890869), sold separately, and maintain your annual subscription. Premium console (5273220-156/-2033/-266), mount console antenna (5459688) & pad console (5418377) are required to house the GPS puck, each sold separately. Fits model year 2025. Standard on select Limited and Limited +Tech trims.



#### TURN SIGNAL RELOCATION KIT

2890504

Move turn signals and license plate rearward, while keeping the same streamlined look. Required for mounting Touring Saddlebags (2890257-VBA) on models other than Scout Classic. Fits model year 2025.



#### RIDE COMMAND+

2890869

RIDE COMMAND+ is a subscription-based service that enables you to be even more connected to your bike and your 4" Display Powered by RIDE COMMAND. Enjoy features such as live weather and traffic overlays, bike health, bike locator, intuitive destination search and more. After your one year trial, an annual subscription is required to maintain access to these features. Fits model year 2025. Standard on select Limited and Limited +Tech trims.



#### KEYLESS IGNITION KIT

2890836

Transform the key port to an auxiliary power button with push to start. Dealer installation required. Fits model year 2025.



#### HEATED HANDLEBAR GRIPS

2890513 Black

Kit includes grips, wiring harness and controls. Dealer installation required. Fits model year 2025.

## WHEELS & SUSPENSION

Customize your style and how you feel the road.



### LACED WHEELS

2880896-266 Front - Chrome  
2880899-266 Rear - Chrome

Recommended with Front Tire, 130/90-16 (5415575) and Rear Tire, 150/80-16 (5414555), each sold separately. Fits model year 2015-2025.



### ADJUSTABLE PIGGYBACK REAR SHOCKS

2891039 Black

Easy-to-use knobs let a rider adjust compression and rebound damping to suit rider's preferences. Piggyback reservoir shocks provide a smoother, more comfortable ride. Provides 3" of travel, one-third more than standard Scout Bobber shocks. Scout Bobber gains 1" of ride height. Fits model year 2025. Not compatible with saddlebags.



### PERFORMANCE ADJUSTABLE REAR SHOCKS BY FOX®

2881790-463 Black

Tuned specifically for the Indian Scout to optimize the bike's high-performance ride and handling, these shocks have a gas-charged mono-tube with internal floating piston (IFP). They give a rider wide-range rebound adjustability and the coil spring offers preload adjustability. They have advanced high-flow, deflective disk, velocity-sensitive damping, and are fully rebuildable and revalveable.

Kit includes 2 shocks, spanner wrench and instructions. Preload adjustable, installs in place of standard shocks. Fits model year 2015-2025.

## CRAFTED STYLE PIECES

Make it your own with crafted style pieces that maximize style and comfort.



### RIDER FLOORBOARDS WITH INLAYS

2890834-266 Black

Add a new level of comfort with floorboards that allow you to move your feet around on long rides. Constructed from a rugged aluminum base and topped with grooved inlays and cushioned padding. Mounts with included hardware. Replaces stock pegs. Fits model year 2015-2025.



### PASSENGER FLOORBOARDS WITH INLAYS

2890228-266 Black with mounts (shown)  
2890229-266 Black without mounts

Constructed from a rugged forged aluminum base and topped with grooved inlays and cushioned padding to increase passenger comfort. Hinged design so they fold out of the way when not in use. Fits model year 2015-2025.



### PASSENGER PEGS

2890610-626 Black

Fits model year 2025. Recommended with Syndicate Seat (2890237-VBA) or Passenger Pillion (2890364-VBA), each sold separately.



### INFINITE HIGHWAY PEGS

2879572-156 Chrome  
2889653-266 Gloss Black

Requires Steel Front Highway Bars (2890252-156/-266), sold separately. Fits model year 2015-2025.



### BRAKE & CLUTCH LEVERS

2890541-1715 Black

Fits model year 2025.



### EXHAUST END CAP

2890570-156 Chrome  
2890570-266\* Gloss Black

Enhance the custom treatment of your Indian Scout and give the exhaust extra style. Installs easily in place of the standard end cap. Fits model year 2025. \*Standard on Scout Bobber, Sport Scout & 101 Scout.



### BAR END MIRRORS

2891099-468 Black

Fits model year 2025. 2024 and older models required Bar End Mirror Mount (2883638), sold separately. Standard on Scout Bobber, Sport Scout & 101 Scout.



### PINNACLE MIRRORS

2880132-156 Chrome

These mirrors feature a dynamic, laterally tapered design with branding on the back. They are supported by forged arms for added strength and style. These mirrors directly replace the standard mirrors and provide outstanding visibility. Includes left and right-hand mirrors. Fits model year 2015-2025.



### RADIAL RS MIRRORS BY RIZOMA®

2883771 Black

Add custom style with these billet aluminum mirrors that feature anti-glare glass and branding on the back. Includes all necessary mounting hardware. These mirrors directly replace the standard mirrors and provide outstanding visibility. Fits model year 2015-2025.

## OIL & LUBRICANTS

Indian Motorcycle lubricants are designed to resist high heat and keep the engine clean. Made to maximize power and protect gear and transmission components to provide ideal clutch feel and operation.



### 15W-60 FULL SYNTHETIC ENGINE OIL

2880187 Quart  
 2880188 Drum – 55 Gallons  
 2884083 330 Gallon Tote

Approved for use in all air cooled and liquid cooled Indian Motorcycle engines. Our wide viscosity range custom motorcycle specific additive system smooths shift effort, enhances clutch feel for positive shift engagement and reduces clutch wear. Full synthetic base stock and advanced API SN category formulation improves high temperature deposit protection for maximum power and reduced piston and cam wear. Extended 10k mile oil change interval on all Scout engines.



### INDIAN SCOUT OIL CHANGE KIT

2880191 4 Quarts – 15W-60 Full Synthetic Motor Oil

Contains: 1 oil filter (2520799), and 2 washers. Compatible with 2024 and older Indian Scout model engines.



### FORK OIL

2208093 Type I, 1 Quart

Developed with a high viscosity index to resist shear, foaming, heat and internal shock wear. Compatible with all Indian Motorcycles except Indian Challenger & Indian Pursuit models.



### 50/50 PREMIX EXTENDED LIFE ANTI-FREEZE

2880966 1 Quart

Advanced extended life coolant designed for use in all liquid cooled Indian Motorcycles.



### OIL FILTER

2520799

Compatible with Indian Scout models.



### DOT-4 BRAKE FLUID

2880016 12 fl. oz.

DOT-4 Brake Fluid maintains viscosity over a wide temperature range. Designed for use in all Indian Motorcycles, including ABS systems.

## GARAGE

Everything you need to maintain and care for your Scout.



### INDIAN MOTORCYCLE TOUCH UP PAINT

**Paint Pen** 2859080-XXXXI  
**12 oz. Aerosol** 2859078-XXXXI  
**Quart** 2859079-XXXXI

Factory original touch-up paint. All kits contain 1-3 separate paint components. XXX in part numbers ties to a paint color code. For more information, see your dealer or visit our website.

### PREMIUM TOOL KIT BY CRUZTOOLS® 2890075

Kit Contains Tool Roll with:

- » Sockets: 8mm, 10mm, 12mm & 13mm
- » Hex Keys: 3mm, 4mm, 5mm, 6mm & 8mm
- » Torx Keys: T20, T25, T27, T30, T40 & T45
- » Combination Wrenches: 10mm, 12mm, 13mm & 14mm
- » Mini 1/4" Drive Ratchet
- » 1/4" Drive 2" Extension
- » 6-in-1 Screwdriver
- » 8" Adjustable Wrench
- » Locking Pliers
- » 14x16mm Axle Adapter
- » 14x22x27mm Axle Wrench
- » Travel Duct Tape & 6" Cable Ties
- » Mechanics Wire
- » 50psi Tire Pressure Gauge

Please contact the manufacturer (CruzTOOLS®) for all warranty claims and questions at 206-812-8696.

### ESSENTIALS TOOL KIT BY CRUZTOOLS® 2890076

Kit Contains Tool Pouch with:

- » Hex Keys: 3mm, 4mm, 5mm & 6mm
- » Bits: T20x25 & T27x30
- » Open End Wrenches: 10x12mm, 13x15mm & 14x17mm
- » 8mm Nut Driver Bit
- » 4-in-1 Screwdriver
- » Slip-Joint Pliers
- » 50psi Tire Pressure Gauge

## MAINTENANCE SCHEDULE

Follow the maintenance schedule below to keep your bike in peak condition.



### BREAK-IN 500 mi / 800 km

**ENGINE OIL & FILTER**  
CHANGE & REPLACE

**DRIVE BELTS & WHEEL ALIGNMENT**  
INSPECT & ADJUST TENSION  
INSPECT FOR WEAR OR DAMAGE  
REPLACE AS NEEDED

**COOLING SYSTEM & RADIATOR**  
INSPECT

**BRAKE FLUID, PADS, LEVER & PEDAL**  
INSPECT & LUBRICATE

**CLUTCH LEVER & CABLE**  
INSPECT & LUBRICATE

**SIDE STAND**  
LUBRICATE

### 2,500 / 4,000 mi / km

**DRIVE BELTS & WHEEL ALIGNMENT**  
INSPECT & ADJUST TENSION  
INSPECT FOR WEAR OR DAMAGE  
REPLACE AS NEEDED

**COOLING SYSTEM & RADIATOR**  
INSPECT

**BRAKE FLUID, PADS, LEVER, & PEDAL**  
INSPECT & LUBRICATE

**CLUTCH LEVER & CABLE**  
INSPECT & LUBRICATE

### 5,000 / 8,000 mi / km

**AIR FILTER**  
INSPECT

**DRIVE BELTS & WHEEL ALIGNMENT**  
INSPECT & ADJUST TENSION  
INSPECT FOR WEAR OR DAMAGE  
REPLACE AS NEEDED

**COOLING SYSTEM & RADIATOR**  
INSPECT

**BRAKE FLUID, PADS, LEVER & PEDAL**  
INSPECT & LUBRICATE

**CLUTCH LEVER & CABLE**  
INSPECT & LUBRICATE

**SIDE STAND**  
LUBRICATE

### 10,000 / 16,000 mi / km

**ENGINE OIL & FILTER**  
CHANGE & REPLACE

**AIR FILTER**  
REPLACE

**DRIVE BELTS & WHEEL ALIGNMENT**  
INSPECT & ADJUST TENSION  
INSPECT FOR WEAR OR DAMAGE  
REPLACE AS NEEDED

**COOLING SYSTEM & RADIATOR**  
INSPECT

**BRAKE FLUID, PADS, LEVER & PEDAL**  
INSPECT & LUBRICATE  
REPLACE BRAKE FLUID

**CLUTCH LEVER & CABLE**  
INSPECT & LUBRICATE

### 15,000 / 24,000 mi / km

**AIR FILTER**  
INSPECT

**DRIVE BELTS & WHEEL ALIGNMENT**  
INSPECT & ADJUST TENSION  
INSPECT FOR WEAR OR DAMAGE  
REPLACE AS NEEDED

**COOLING SYSTEM & RADIATOR**  
INSPECT

**BRAKE FLUID, PADS, LEVER & PEDAL**  
INSPECT & LUBRICATE

**CLUTCH LEVER & CABLE**  
INSPECT & LUBRICATE

**FRONT FORK OIL / SEALS**  
REPLACE



### SCOUT ALL-WEATHER COVER\*

2883887

Water-resistant polyester engineered for outdoor storage. Fits 2014-2025 Scout models.



### FOX® SPANNER PRELOAD

2890086

Easily adjust the preload on FOX® shocks.



### FLUID TRAY

2830551 8 quart



### MAGNETIC PARTS TRAY

2830433



### NOCO BOOST® JUMP PACK PROTECTION CASE

2830548 GB40  
2830598 GB70



### NOCO GENIUS® BATTERY CHARGER - 1 AMP

2830567



### NOCO GENIUS® BATTERY CHARGER - 2 AMP

2830568



### NOCO BOOST® GB40 12V 1000A JUMP STARTER

2830547



### NOCO BOOST® GB70 12V 2000A JUMP STARTER

2830597

CHECK YOUR OWNER'S MANUAL FOR ADDITIONAL RECOMMENDED SERVICE ITEMS.



# OUTPOST

**AUTHENTIC CLOTHING, GIFTS & GEAR**

Visit your local dealer or [indianmotorcycle.com/outpost](http://indianmotorcycle.com/outpost) to see the full line of clothing, gifts & gear.





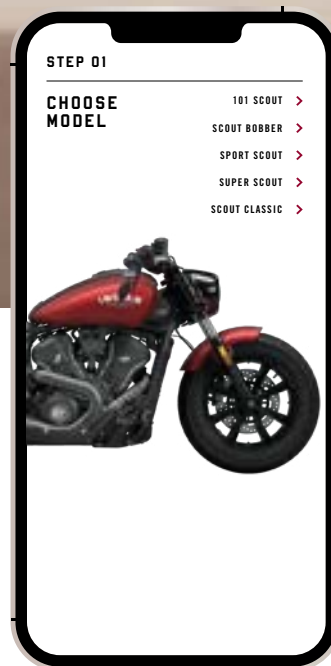
# BUILD YOUR DREAM INDIAN SCOUT

VISIT [INDIANMOTORCYCLE.COM/BUILD](https://www.IndianMotorcycle.com/build)



THE ONLY FACTORY AUTHORIZED  
PREPAID MAINTENANCE PLAN FOR  
YOUR INDIAN MOTORCYCLE

VISIT YOUR LOCAL DEALER OR [INDIANMOTORCYCLE.COM/PREMIUMCARE](https://www.IndianMotorcycle.com/premiumcare)



Explore all the models and colors and preview hundreds of accessories right on the bike. When completed, you can save your build, then either order online or get a customized quote from your dealer.

**Start now!**

Always wear a helmet, protective eyewear and clothing and insist your passenger does the same. Ride within the limits of the law and your own abilities. Read and understand your owner's manual. Never ride under the influence of drugs or alcohol. Indian Motorcycle strongly recommends riders take a Motorcycle Safety Foundation® Rider Course. For a course near you, call 1-800-446-9227. Protect riders' rights by joining the American Motorcycle Association. For the name of your nearest Indian Motorcycle dealer, call 1-800-POLARIS or go to [indianmotorcycle.com](https://www.IndianMotorcycle.com). Polaris Sales Inc. reserves the right without prior notice to discontinue at any time at its discretion any of the items herein or change specifications or designs without incurring any obligation to the customer. All items are subject to availability and prior sales by our dealers. Catalog design by SAGA Marketing. Printed in the USA.

Unless noted, trademarks are the property of Indian Motorcycle International, LLC. Apple CARPLAY®, Apple® and iPhone® are registered trademarks of Apple Inc. Bluetooth® is a registered trademark of Bluetooth Sig., Inc. Brembo® is a registered trademark of Brembo S.p.a. Società Per Azioni. CruzTOOLS® is a registered trademark of Cycsoactive, Inc. FOX® is a registered trademark of Fox Factory Inc. NOCO® and NOCO GENIUS® are registered trademarks of The Noco Company. ProTaper® is a registered trademark of Turn 14 Distribution, Inc. RIZOMA® is a registered trademark of RIZOMA S.R.L. Roland Sands Design® is a registered trademark of Roland Sands Design, Inc. X-GRIP® and RAM® are registered trademarks of National Products, Inc. Fitment and availability are subject to change at any moment. Copyright © 2024 Indian Motorcycle International, LLC. All rights reserved.





© 2024 Indian Motorcycle International, LLC

2025 INDIAN SCOUT ACCESSORY CATALOG-ENG | 9959092