

2022-23 | KOLPIN OUTDOORS



PROTECTING YOUR ESSENTIAL GEAR SINCE 1943



**WE
ARE** | **KOLPIN**
OUTDOORS



PROTECT THE GEAR YOU NEED. LIVE THE LIFE YOU LOVE.

Whether your journey requires one horse or 400hp; from woodlands to farmland, from marsh to mountain, the need to protect your most important gear is always there.

That's where we come in: building the smartest and toughest protection solutions to keep your investments – and you for that matter – safe and sound no matter what nature dishes out. We are authentic outdoorsmen that created our first gun case over 75 years ago, and have been making it better ever since.

Our products are intuitively designed by engineers who live for the outdoors, and always guaranteed to perform, even in the most demanding environments. And we know that keeping you and your gear safe ultimately leads to what we all live for... better hunts, better rides, turning work into fun, stronger legacies and lasting traditions.

Thank you for choosing Kolpin and carrying on a time-tested lineage of passionate outdoorsmen who demand the best gear to help them live the life they love.



6 RHINO GRIPS

26 KOLPIN STRONGHOLD GUN BOOTS



36 CLASSIC GUN BOOTS

40 UTV GUN CARRIERS

44 SAW TRANSPORT



48 ATV & UTV STORAGE



60 DIRTWORKS



66 RECEIVER HITCH ACCESSORIES



72 MIRRORS



76 ACCESSORIES



82 PLOW SYSTEMS & ACCESSORIES



98 WINCHES & ACCESSORIES



108 UTV ROOFS



112 UTV WINDSHIELDS

116 FITMENT CHARTS

RHINO GRIPS

ENGINEERED TO
SAFELY AND SECURELY
TRANSPORT YOUR GEAR

We've purpose-built the most versatile way to safely secure and transport your gear. Period.

Whatever your tool, firearm or implement, wherever you want to secure it, take it or mount it, we've got a solution for you.

SECURE
YOUR
GEAR
AND GO



RHINO GRIPS














CHOOSE YOUR GRIP

**DESIGNED WITH ONE PRINCIPAL IN MIND:
SAFELY & SECURELY TRANSPORT YOUR GEAR.**

Each Rhino Grip model has durable, flexible, rubber grips to grab your gear and a variety of mounting solutions so you can completely customize your gear transport journey.

All Rhino Grips are sold in pairs. All configurations come with mounting hardware except the FLEX models.

RHINO GRIP	CAPACITY	CONSTRUCTION	ROTATION	ANGLE/TILT	GRIP STYLE	STYLES
PRO						
	50+ LBS.	Rubber over-molded aluminum	360°	160°	Fixed	Pro: 21560 Polaris L&R ATV: 21561 Polaris L&R UTV: 21562
RATCHETING						
	15 LBS.	Rubber over-molded heavy-duty nylon	360°	Fixed	Adjustable	Ratcheting: 21540 Polaris L&R ATV: 21541 Polaris L&R UTV: 21542
XLR						
	15 LBS.	Rubber over-molded heavy-duty nylon	360°	160°	Adjustable	XLR: 21550 Polaris L&R ATV: 21552 Polaris L&R UTV: 21554 XLR Handlebar: 21556
XLR DOUBLE						
	20 LBS.	Rubber over-molded heavy-duty nylon	360°	160°	Adjustable	XLR Double: 21551 Polaris L&R ATV: 21553 Polaris L&R UTV: 21555
XL						
	15 LBS.	Rubber over-molded heavy-duty nylon	360°	160°	Fixed	XL: 21510 Handlebar Mount: 21530
XL DOUBLE						
	20 LBS.	Rubber over-molded heavy-duty nylon	360°	160°	Fixed	XL Double: 21515
STANDARD						
 	10-15 LBS.	Rubber over-molded nylon	Fixed	Fixed	Fixed	Single: 21500 Double: 21505 Suction Cup: 21520
FLEX						
 	15 LBS.	Rubber over-molded nylon	Fixed	Fixed	Fixed	1.5: 21570 3.0: 21571





RHINO GRIP PRO

THE TOUGHEST RHINO GRIPS YET

We've driven these grips over with trucks trying to break them. We've failed. The PROs have not.

Heavy Scoped Rifles, Crossbows, Ice Augers and more are no match for the Pros.

DURABLE GRIPS

Rubber over-molded
cast-aluminum

TILT DESIGN

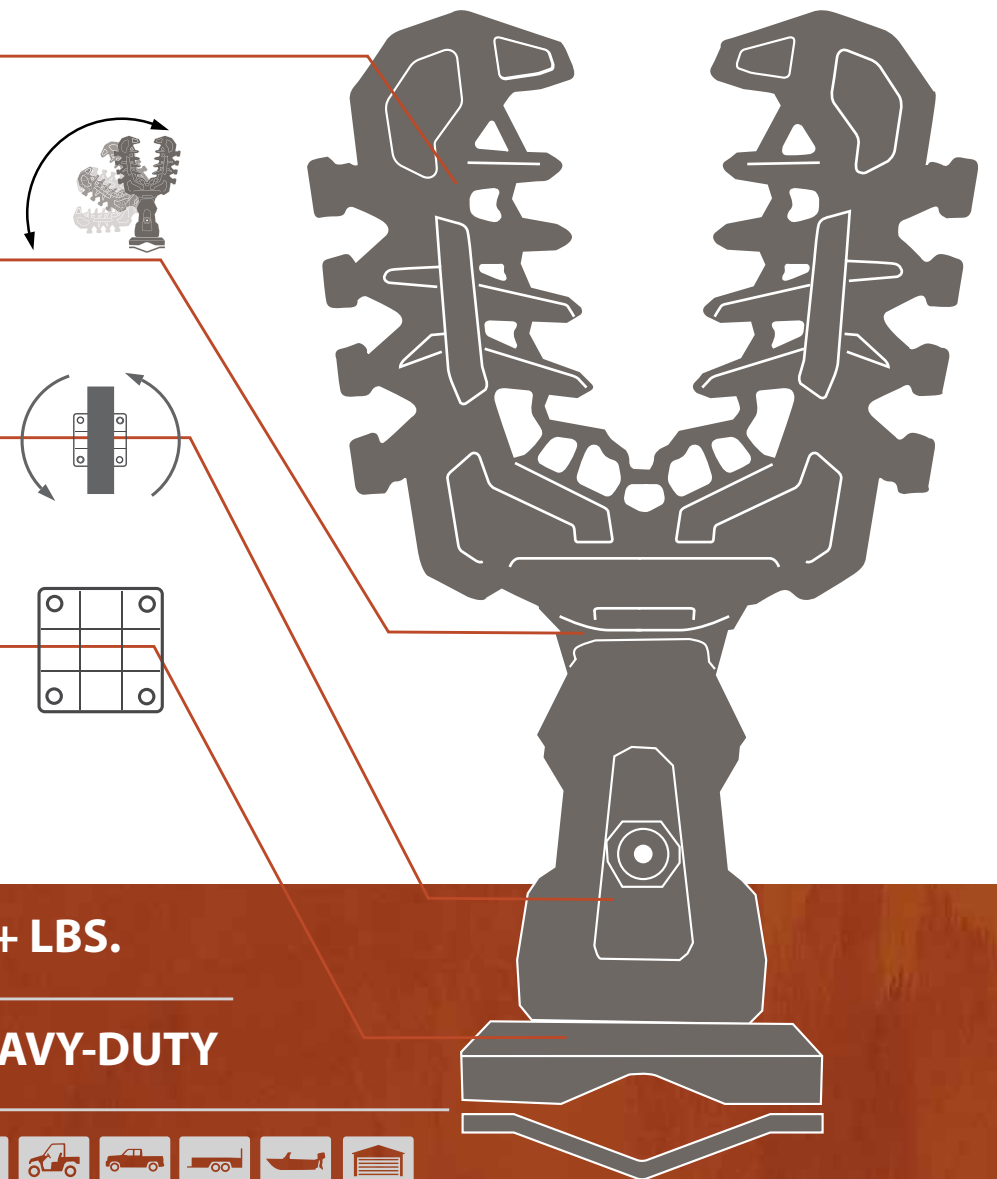
Tilts 160° in 40° increments

ROTATES 360°

Tool-free base rotation

HEAVY-DUTY BASE

Mounts to tubular or square
bars from $\frac{5}{8}$ "-2" in diameter
or to flat, drillable surfaces



CAPACITY	50+ LBS.
BEST USED FOR	HEAVY-DUTY
WORKS BEST ON	

RHINO GRIP PRO

- 5-Position tooth-indexed tool-free tilt-angling with infinite rotation
- Universal version has 4-corner bolting system
- Polaris Lock & Ride versions include appropriate anchor
- (2) Heavy-duty rubber straps, hardware and mounting plates included



STANDARD (PAIR) - 21560 - \$ 89.99

POLARIS SPORTSMAN/RZR (PAIR) - 21561 - \$ 89.99

POLARIS RANGER/GENERAL (PAIR) - 21562 - \$ 89.99

HEAVY-DUTY REPLACEMENT STRAPS (PAIR) - 21590 - \$ 9.99





RHINO GRIP RATCHETING

ONE-HANDED CLOSURE OR RELEASE

If you like the idea of one-handed, quick-release button access to your gear and no tie-down straps, these are the solution.

The ability to adjust the 2 grips to different widths to accommodate odd shapes makes these extra-versatile.

RATCHETING DESIGN

Allows securing items from 1-4"

GRIP TEXTURE

Compressible rubber

PUSH ARM TO RATCHET CLOSED; QUICK-RELEASE BUTTON

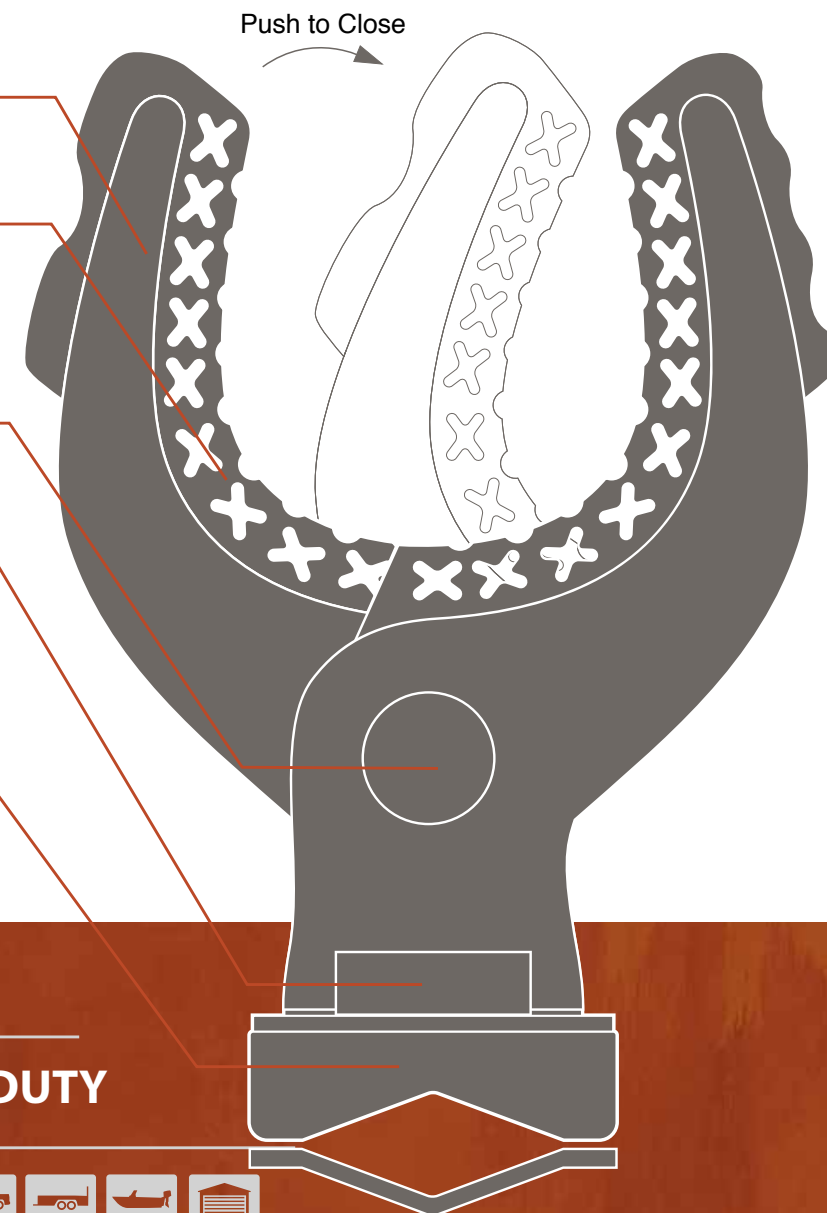
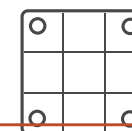
One-handed easy access to gear

KWIK-CLIP DESIGN

Provides on/off and
rotational adjustment in field

HEAVY-DUTY BASE SYSTEM

Mounts to tubular or square
bars from 5/8"-2" in diameter
or to flat, drillable surfaces



CAPACITY 15 LBS.

BEST USED FOR MEDIUM-DUTY

WORKS BEST ON



RATCHETING RHINO GRIP

- Heavy-duty reinforced grip arms with protective internal rubber over-molding
- Indexed ratcheting grip arm secures items from 1"-4" in diameter
- Kwik-Clip design allows base rotation and easy removal of grips from base if needed
- Universal version has 4-corner bolting system
- Polaris Lock & Ride versions include appropriate anchor
- Includes hardware and mounting plates



STANDARD (PAIR) - 21540 - \$ 59.99

POLARIS SPORTSMAN/RZR (PAIR) - 21541 - \$ 69.99

POLARIS RANGER/GENERAL (PAIR) - 21542 - \$ 69.99





RHINO GRIP XLr

THE MOST POPULAR RHINO GRIP... REDESIGNED

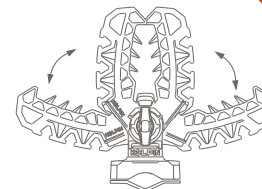
Kolpin's newest addition to the Rhino Grip family. We redesigned our most popular Rhino Grip XL line to have increased clamping functionality, stronger arms, stronger straps, and the ability to move the arms independently to grab all different sized gear.

DURABLE FLEXIBLE GRIPS

Over-molded heavy-duty nylon cushions and protects while providing custom fit

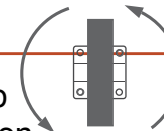
STRENGTH & ADJUSTABILITY

Independent Grip-Arm adjustment for securing both large & small items



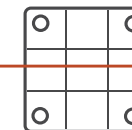
ROTATES 360°

Thumb-screw-actuated grip stabilizer allows 360° rotation



HEAVY-DUTY BASE SYSTEM

Mounts to flat surfaces or 3/4" - 2" round tubing



CAPACITY 15 LBS.

BEST USED FOR MEDIUM-DUTY

WORKS BEST ON



RHINO GRIP XLr

- Independent tool-free grip-arm adjustment for securing both large and small items such as:
 - Rifles / Shotguns / ARs
 - Soft Gun Cases and Bows
 - Garden / Farm Tools and Ice Augers
 - Hub Blinds and Shelters and Fishing Rods
- (2) Heavy-Duty retaining straps, hardware & mounting plates included
- Straps have dual-loop function that can be doubled back over
- Polaris Lock & Ride versions include appropriate anchor



STANDARD (PAIR) - 21550 - \$ 34.99

BAR MOUNT (PAIR) - 21556 - \$ 34.99

POLARIS SPORTSMAN/RZR (PAIR) - 21552- \$ 44.99

POLARIS RANGER/GENERAL (PAIR) - 21554 - \$ 49.99

HEAVY-DUTY REPLACEMENT STRAPS (PAIR) - 21591 - \$ 9.99





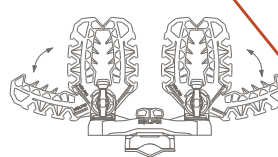
RHINO GRIP XL_R DOUBLES

OUR MOST POPULAR GRIPS... REDESIGNED TIMES TWO

2 independent grips that can be set at different widths and carry twice the gear. The time-tested strength of these grips and straps have been enhanced and redesigned to be the most versatile Rhino Grip Doubles we've ever built.

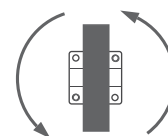
STRENGTH & ADJUSTABILITY

Independent Grip-Arm adjustment for securing both large & small items



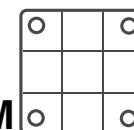
ROTATES 360°

Thumb-screw-actuated grip stabilizer allows base to rotate 360°



HEAVY-DUTY BASE SYSTEM

Mounts to flat surfaces or 3/4" - 2" round tubing



CAPACITY 20 LBS.

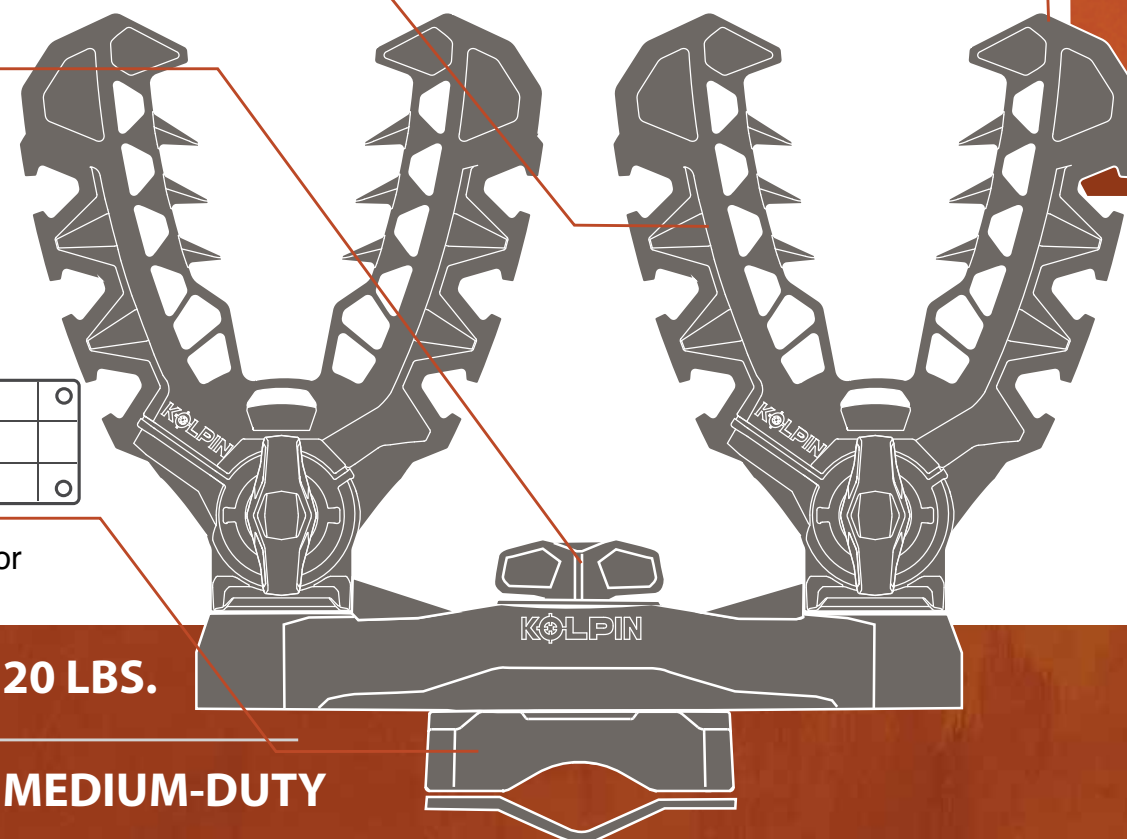
BEST USED FOR MEDIUM-DUTY

WORKS BEST ON



DURABLE FLEXIBLE GRIPS

Over-molded heavy-duty nylon cushions and protects while providing custom fit



RHINO GRIP XL_R DOUBLES

- Independent tool-free grip-arm adjustment for securing both large and small items such as:
 - Rifles / Shotguns / ARs
 - Soft Gun Cases and Bows
 - Garden / Farm Tools and Ice Augers
 - Hub Blinds / Shelters and Fishing Rods
- (4) Heavy-Duty retaining straps, hardware & mounting plates included
- Dual-loop straps for securing large and small items with different grip arm positions
- Can-Am & Polaris Lock & Ride versions include appropriate anchor



STANDARD (PAIR) - 21551 - \$ 59.99

POLARIS SPORTSMAN/RZR (PAIR) - 21553 - \$ 69.99

POLARIS RANGER/GENERAL (PAIR) - 21555 - \$ 74.99

HEAVY-DUTY REPLACEMENT STRAPS (PAIR) - 21591 - \$ 9.99





RHINO GRIP XL

THE MOST POPULAR GRIP WE'VE EVER PURPOSE-BUILT

XL Grips have been everywhere.

They've carried medium-weight tools, guns, bows, shovels, rods, axes and countless other items to every corner of land and sea.

Where will they securely transport your gear?

FLEXIBLE GRIPS

Rubber over-molded heavy-duty nylon

TILTING DESIGN

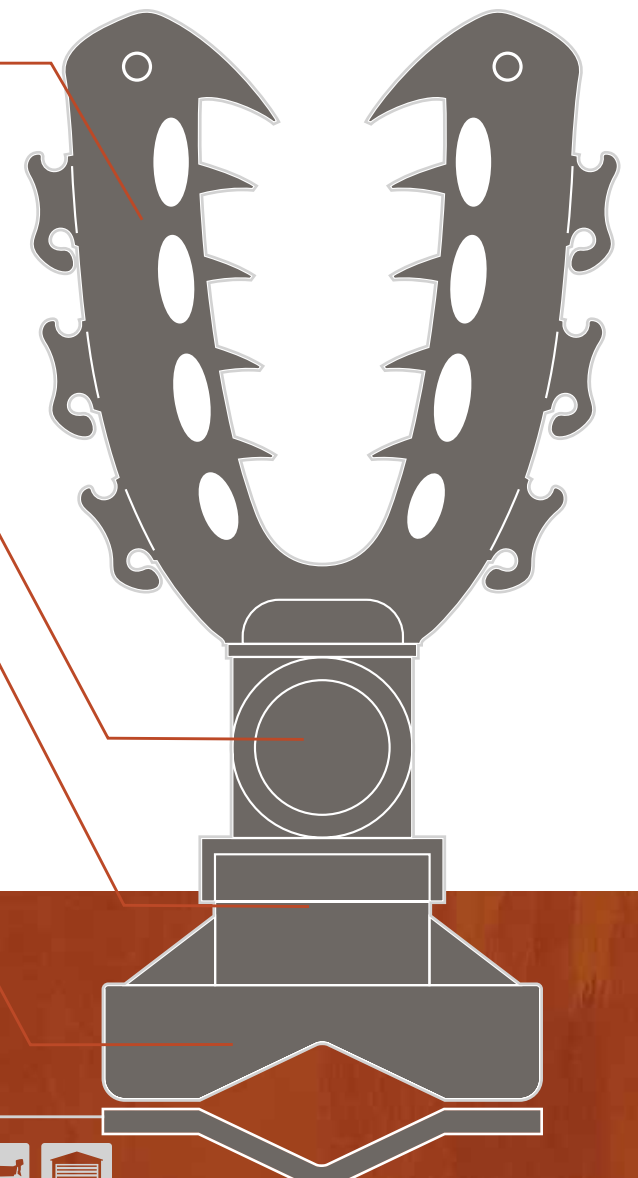
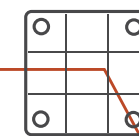
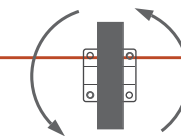

Tilts 160° in 40° increments

ROTATES

Base rotates 360°

HEAVY-DUTY BASE SYSTEM

Mounts to tubular or square bars from $\frac{5}{8}$ "-1- $\frac{3}{4}$ " in diameter or to flat, drillable surfaces



CAPACITY 15 LBS.

BEST USED FOR MEDIUM-DUTY

WORKS BEST ON



RHINO GRIP XL

- Tool-free Kwik-clip design allows 360° rotation & easy removal of grips from base if needed
- Universal version has 4-corner bolting system
- (2) rubber straps, hardware and mounting plates included



STANDARD (PAIR) - 21510 - \$ 34.99

HANDLEBAR MOUNT (PAIR) - 21530 - \$ 34.99

UTV ROLL BAR MOUNT (PAIR) - 21535 - \$ 34.99

REPLACEMENT STRAPS (PAIR) - 87010 - \$ 4.99



RHINO GRIP XL DOUBLES

OUR MOST POPULAR GRIPS TIMES TWO

XL Doubles give you the time-tested strength of our most popular XL grips, with twice the gear capacity. 20 lbs. of combined gear weight can be spread out, while only using 1 mounting plate.

The possibilities of medium-weight gear transport combinations are endless.

FLEXIBLE GRIPS

Rubber over-molded heavy-duty nylon

TILTING DESIGN

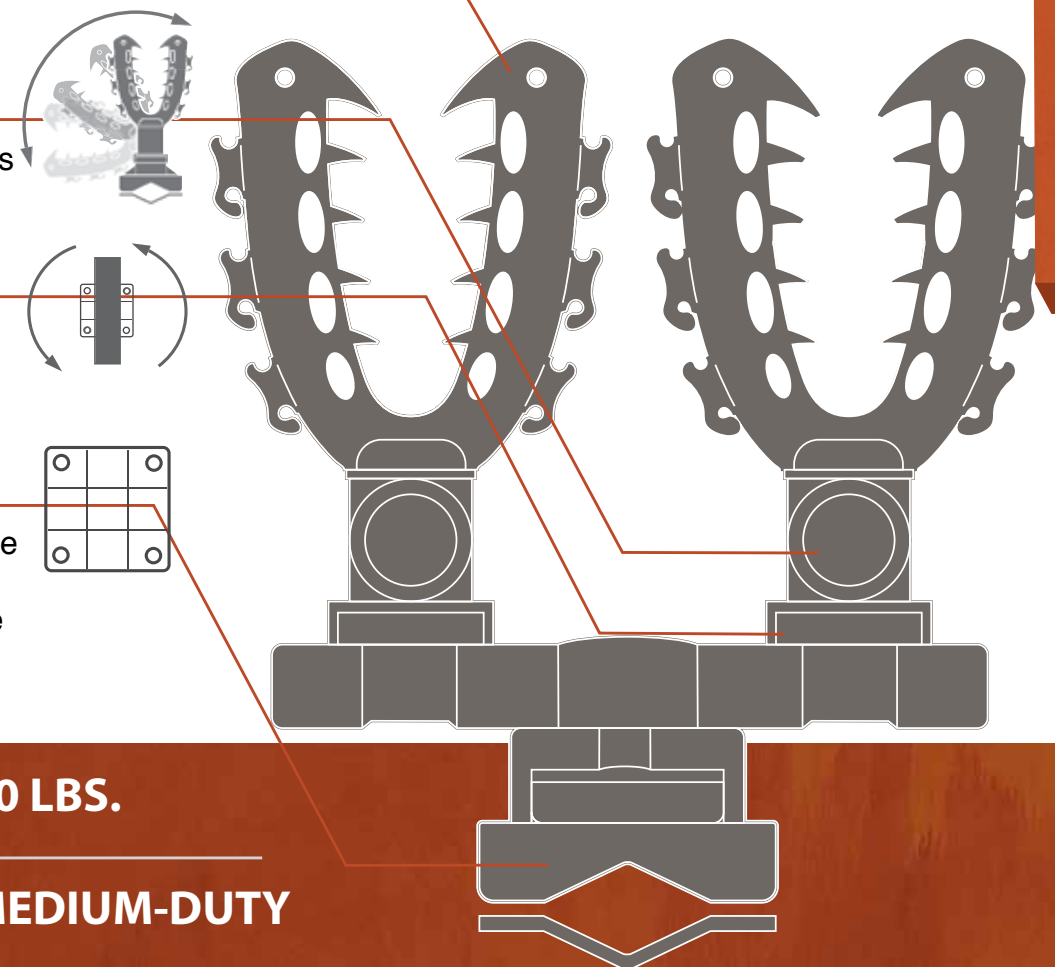
Tilts 160° in 40° increments

ROTATES

Base rotates 360°

HEAVY-DUTY BASE SYSTEM

Mounts to tubular or square bars from 5/8"-2" in diameter or to flat, drillable surfaces



CAPACITY 20 LBS.

BEST USED FOR MEDIUM-DUTY

WORKS BEST ON



RHINO GRIP XL DOUBLES

- Allows for secure transport of 2 items
- Tool-free Kwik-clip design allows 360° rotation & easy removal of grips from base if needed
- Universal version has 4-corner bolting system
- (4) rubber straps included
- Universal includes hardware and mounting plates



STANDARD (PAIR) - 21515 - \$ 59.99

REPLACEMENT STRAPS (PAIR) - 87010 - \$ 7.99



RHINO GRIP STANDARD

STRAP DOWN AND SECURE YOUR LIGHT-WEIGHT GEAR

Easily secure your light-weight gear to any vehicle, wall or flat surface.

RHINO GRIP STANDARD

- Rubber over-molded flexible nylon construction
- Offset configuration to maximize rack space
- Mounts to tubular or square bars from $\frac{5}{8}$ "-1- $\frac{1}{4}$ " in diameter or to flat, drillable surfaces
- Single and Double versions have 4-corner bolting system
- Single version has 10 lbs. weight capacity and includes 2 rubber straps
- Double version has 15 lbs. weight capacity and includes 4 rubber straps
- Window Suction cup version has 5-10 lbs. weight capacity and includes 2 rubber straps
- All Rhino Grip are sold in pairs



21500 

- SINGLE (PAIR) - 21500 - \$ 29.99
- DOUBLE (PAIR) - 21505 - \$ 44.99
- WINDOW SUCTION CUP (PAIR) - 21520 - \$ 29.99
- REPLACEMENT STRAPS (PAIR) - 87010 - \$ 7.99
- REPLACEMENT SUCTION CUPS - 71506 - \$ 10.99



21505 



21520 



RHINO GRIP FLEX

HOLD JUST ABOUT ANYTHING... ANYWHERE

Our smallest member of the Rhino Grip family. These Flex Grips will hold an assortment of items of all different sizes on your ATV, UTV, Trailer, on the Shop or Garage wall, etc.

Use your own selected hardware to mount these wherever you need, in the way that you want.

RHINO GRIP FLEX 1.5

- NEW and IMPROVED durability and stretch
- Adjustable rubber strap fits items up to 1-1/2" in diameter
- Protective non-slip over-molded rubber grip
- Built to carry gear such as: Garden Tools, Axes, Sledge Hammers, Rifles/Shotguns, Cords/Hoses, Fishing Poles
- Durable, reinforced mounting base
- Mounts to flat surfaces or round tubes using bolts or hose clamps
- Compatible with 1/4" or 6mm diameter hardware or 1/2" hose clamps (Not included)
- 15 lbs. weight capacity
- All Rhino Grip Flex are sold in pairs

21570 (PAIR) - \$ 11.99

BUILT TO CARRY GEAR SUCH AS :



GARDEN TOOLS



AXES



SLEDGE HAMMERS



RIFLES/SHOTGUNS



CORDS/HOSES



FISHING POLES



RHINO GRIP FLEX 3.0

- NEW and IMPROVED durability and stretch
- Adjustable rubber strap fits items up to 3-1/4" in diameter
- Protective non-slip over-molded rubber grip
- Built to carry gear such as: Fire Extinguishers (up to 3-1/4" Diameter), Bluetooth® Speakers, Water Jugs, Rifles/Shotguns, Garden Tools, Cords/Hoses
- Durable, reinforced mounting base
- Mounts to flat surfaces or round tubes using bolts or hose clamps
- Compatible with 1/4" or 6mm diameter hardware or 1/2" hose clamps (Not included)
- 15 lbs. weight capacity
- All Rhino Grip Flex are sold in pairs

21571 (PAIR) - \$ 14.99

BUILT TO CARRY GEAR SUCH AS :



FIRE EXTINGUISHERS (UP TO 3.25" DIA)



BLUETOOTH® SPEAKERS



WATER JUGS



RIFLES/SHOTGUNS



GARDEN TOOLS



CORDS/HOSES



KOLPIN STRONGHOLD | GUN BOOTS

Firearms transport for the new generation of adventurers.

Kolpin Stronghold Gun Boots = Quick, easy and secure attachment of your firearm to your vehicle. Selects your mount, select your Boot, Slide and Click the Boot into the Auto-Latch mount. Adventure Confidently.



KOLPIN STRONGHOLD GUN BOOTS























FIREARM
TRANSPORT
SYSTEM



MOUNT YOUR FIREARM AND GO

The KOLPIN STRONGHOLD system is the result of an evolution over our 75-year history. The leather gun scabbard of the 1940s evolved into our famous hard-sided Gun Boot in the 1970s, and now has evolved into our KOLPIN STRONGHOLD system.

The newest and most versatile way to securely transport your rifles and shotguns...

MOUNT	WORKS BEST ON	AUTO-LATCH MOUNT	STEEL BRACKET	FITMENT	POLARIS FITMENT
AUTO-LATCH MOUNT					
 30816	   	✓		<ul style="list-style-type: none">53450 UTV Overbed Storage Rack53460 Hitch Cargo CarrierFlat SurfacesDIY Brackets	
UNIVERSAL BRACKET & AUTO-LATCH MOUNT					
 20710	     	✓	✓	<ul style="list-style-type: none">ATV Tube RacksUTV Bed railsFlat Drillable Surfaces	Lock & Ride compatible with either (2) ATV 98500 anchors or (2) UTV 98510 anchors (sold separately)
UTV BRACKET & AUTO-LATCH MOUNT					
 30810	   	✓	✓	<ul style="list-style-type: none">Most UTV Bed railsRoll CagesFlat Drillable Surfaces	UTV Lock & Ride version available (30815)
POLARIS RANGER/GENERAL BRACKET & AUTO-LATCH MOUNT					
 30815		✓	✓	<ul style="list-style-type: none">Polaris Ranger & General Lock & Ride bed rails with (2) included anchors	Polaris Ranger & General Lock & Ride bed rails with (2) included anchors 
DOUBLE UTV BED RAIL BRACKET & (2) AUTO-LATCH MOUNTS					
 20000		✓ (2)	✓ (2)	<ul style="list-style-type: none">UTV Bed rails from 41" - 55.5" wide	Ranger & General Lock & Ride compatible; requires 53504 Kit (sold separately)

GUN BOOTS

KOLPIN STRONGHOLD GUN BOOT XL

- Includes zippered, padded protected liner
- Zippered/Magnetic Closure
- Largest and most protective padded interior
- Lockable



Inside Protective Padded Liner Stitching

KOLPIN STRONGHOLD GUN BOOT L

- Compact lower profile case
- Padded interior liner





GUN BOOT XL

KOLPIN STRONGHOLD GUN BOOT XL

- Largest & most protective interior of all Kolpin Gun Boot cases
- Includes zippered, padded protected liner
- Zippered/Magnetic Closure
- Lockable

20705 - \$ 89.99

ENTRY


- Single-handed attached lid opening for quick access
- Integrated Rubber Closure Strap

LOCKABLE

- To Kolpin Stronghold Auto-Latch mounts
- Lockable access door
- TSA Approved case

MOUNTS

Compatible with Kolpin Stronghold Auto-Latch mounts



LINER

- Premium zippered protective liner



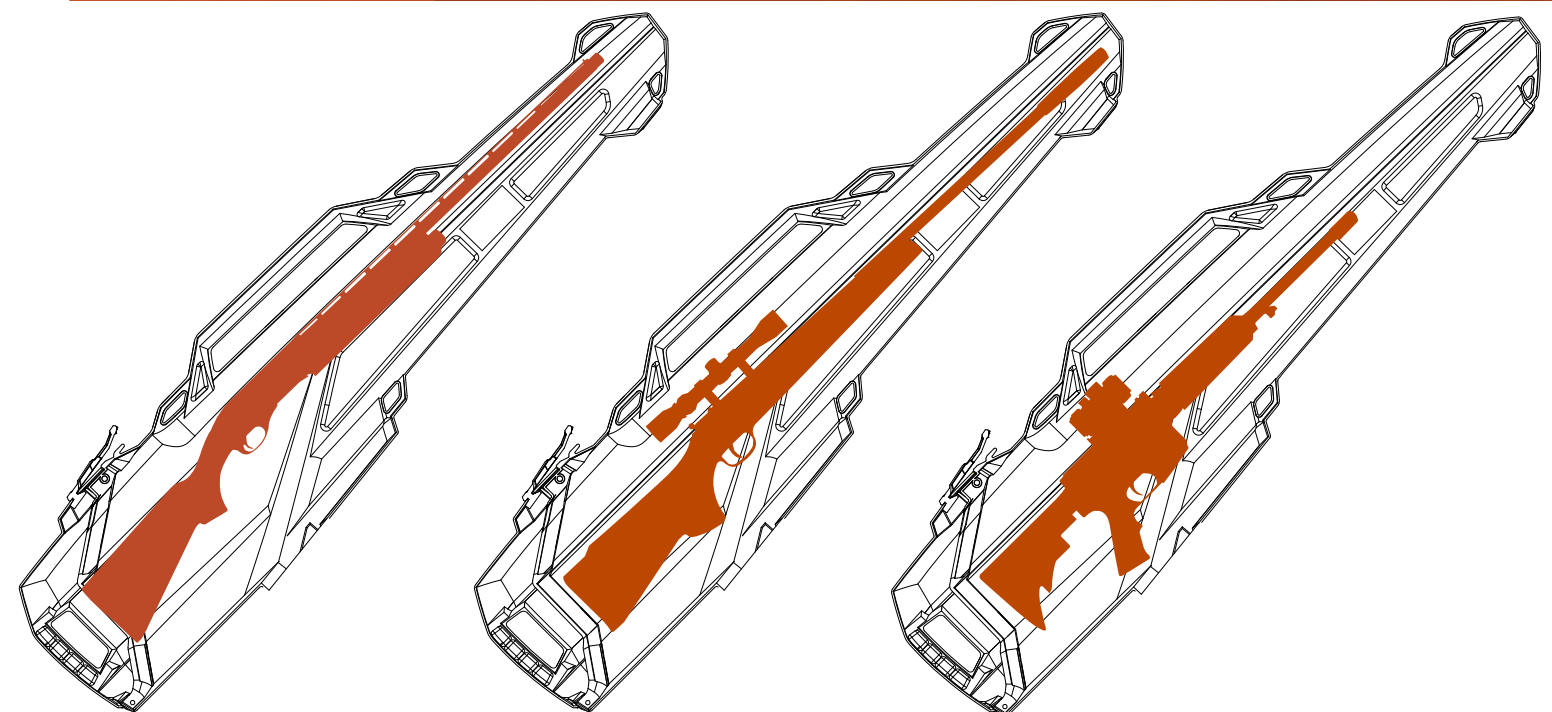
Inside Protective Padded Liner Stitching

CAPACITY

52" L x 3-3/4" W x 10-1/2" H

BEST USED FOR

SCOPED RIFLES, SHOTGUNS & MSRs





GUN BOOT L

KOLPIN STRONGHOLD GUN BOOT L

- Compact, low profile case design
- Includes padded protective foam liner
- Secure rifles and shotguns up to 52" in length
- Single-handed entry utilizing attached lid & integrated rubber closure strap
- Also compatible with Boottector & Loop Brackets (see pg. 38)

GUN BOOT L - 20740 - \$ 59.99

GUN BOOT L & MOUNT COMBO - 20743 - \$ 119.99

- Includes mount 20710

ENTRY


- Single-handed attached lid opening for quick access
- Integrated Rubber Closure Strap

ERGONOMIC

- Integrated carrying handle
- Integrated feet

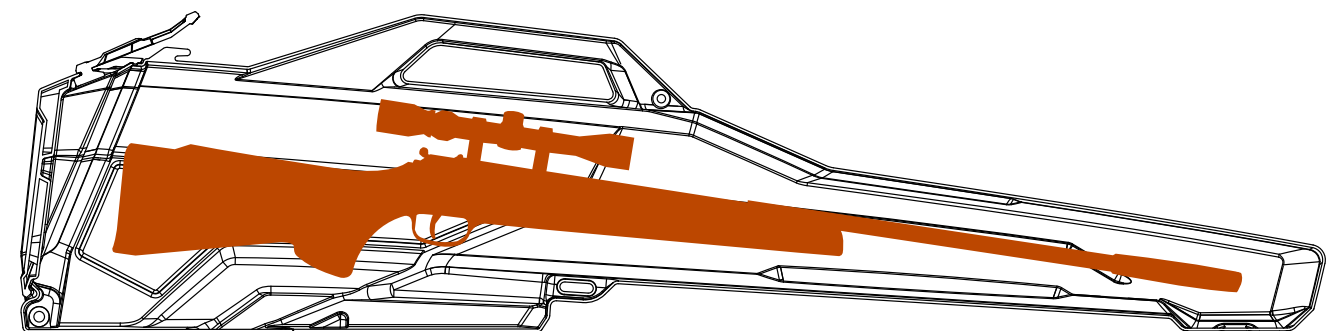
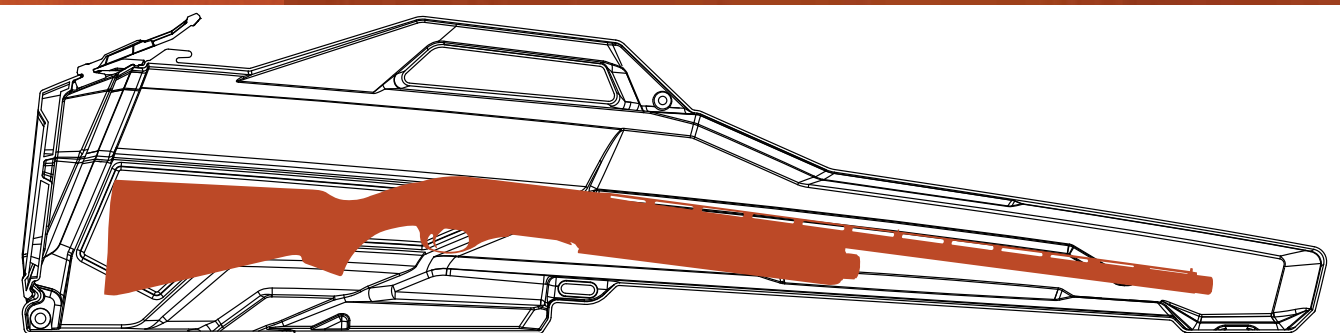
MOUNTS

- Compatible with Kolpin Stronghold Auto-Latch mounts
- Compatible with Boottector & Loop Brackets



CAPACITY 52" L x 4-3/4" W x 9-1/4" H

BEST USED FOR SCOPED RIFLES & SHOTGUNS



KOLPIN STRONGHOLD UTV BRACKET & AUTO-LATCH MOUNT

- Auto-latching design provides quick secure attachment for all Kolpin Stronghold products to your UTV
- Engineered steel bracket for precision angling & attachment to vehicles
- Compatible with Polaris composite UTV bed-rails with (2) Polaris Lock & Ride Compatible anchors (98510) sold separately



STANDARD - 30810 - \$ 69.99
RANGER/GENERAL - 30815 - \$ 69.99



KOLPIN STRONGHOLD UNIVERSAL AUTO-LATCH MOUNT & BRACKET

- Auto-latching design provides quick secure attachment for all Kolpin Stronghold products
- Engineered steel bracket for precision angling and attachment to vehicles
- Spring loaded latch with stainless steel spring
- Durable glass-reinforced nylon auto-latch construction
- Universally fits most ATV tubular racks and UTV beds or to any flat surface
- Includes u-bolts and universal mounting hardware. Included Mounting Hardware: (8) Nylon Lock Nuts, M6-1.0, (8) Flat Washer, M6, (4) U-Bolt, M6-1.0 x 25mm ID x 45mm, (4) Flange Hex Bolt, M6-1.0 x 35mm LG, (1) Mounting Bracket
- Compatible with Polaris composite ATV racks and UTV bed-rails with (2) Polaris Lock & Ride Compatible Anchors (98500/98510) sold separately

20710 - \$ 69.99



KOLPIN STRONGHOLD AUTO-LATCH BRACKET

- Auto-latching design provides quick secure attachment for all Kolpin Stronghold products
- Spring loaded latch with stainless steel spring
- Durable glass-reinforced nylon auto-latch construction
- Includes M6 & M10 hardware for side and bottom mounting



30816 - \$34.99

KOLPIN STRONGHOLD UTV DOUBLE BED RAIL MOUNT

- Provides quick & secure attachment for (2) Kolpin Stronghold Boots
- Telescoping steel bar mount installs in/on UTV beds from width 41" to 55-1/2"
- Includes (2) adjustable Kolpin Stronghold Auto-Latch mounts
- Precision horizontal & pivoting adjustment to optimize boot installation
- Mountable to Polaris Ranger/General with additional mounting kit 53504 or (4) 98510 Anchors



UTV - 20000 - \$ 199.99



CLASSIC GUN BOOTS

THE GUN. THE BOOT. THE LEGEND.

Evolved from the Kolpin 007, originally built in the early 1970s, the Classic Gun Boot family has established a following as extensive and storied as the thousands of adventures they've been carried on to every corner of the globe.

We additionally have a full assortment of brackets to mount the Boots to your type of vehicle.

GUN BOOT 6.0 - IMPACT

- Fits firearms up to 51" in total length
- Extra room for pistol grips & small bi-pods
- Hatchback easy access and locking capability
- Ergonomically designed handle & molded attachment points for a sling
- Compatible with all mounting brackets on pg. 38-39 (sold separately)
- Includes a removable padded protective liner that provides superior interior protection
- Dimensions: 51" L x 4-1/2" W" x 9" H



20025 - \$ 74.99

GUN BOOT IV

- The most popular gun case for almost 50 years
- Provides ample room for 50mm scopes, rifles with slings or shotguns up to 51" in length
- Includes a removable padded protective liner that provides superior interior protection
- Ergonomically designed handle & molded attachment points for a sling
- Designed to accommodate left & right hand bolt action rifles & shotguns
- Compatible with all mounting brackets on pg. 38-39 (sold separately)



20051 - \$ 69.99

GUN BOOT 4.3 WITH BRACKET

- Provides ample room for 50mm scopes, rifles with slings or shotguns up to 51" in length
- Includes both a Gun Boot with protective liner and mounting bracket
- Designed to accommodate left and right hand bolt action rifles and shotguns
- Ergonomically designed handle and molded attachment points for a sling
- Mounting hardware included for most installations



20053 - \$ 109.99

BOOTTECTOR BRACKET

- Interfaces with: Gun Boot L and Saw Boot
- Includes Mounting Hardware,
- 20035 includes U-bolt mounting hardware for ATVs with tubular racks



COMPATIBLE WITH
POLARIS
LOCK & RIDE

20035 - \$ 69.99
POLARIS SPORTSMAN - 20350 - \$ 79.99
POLARIS RANGER - 20351 - \$ 79.99

GUN BOOT LOOP BRACKET

- Interfaces with: Gun Boot L and Saw Boot
- Includes Mounting Hardware
- 20032 includes U-bolt mounting hardware for ATVs with tubular racks



COMPATIBLE WITH
POLARIS
LOCK & RIDE

20032 - \$ 59.99
POLARIS SPORTSMAN - 20033 - \$ 69.99

GUN BOOT / SAW BOOT BRACKET

- Interfaces with: Gun Boot L and Saw Boot
- Fits ATV tubular racks or UTV frames up to 2"
- Includes Mounting Hardware



20200 - \$ 59.99

IN-BED DOUBLE GUN BOOT 6.0 MOUNT


- Mounts (2) Gun Boot 6.0 cases in UTV bed
- Bed width dimensions must be between 47-1/2" - 55"
- Includes Mounting Hardware



20005 - \$ 89.99

POLARIS FULL-SIZE RANGER IN BED SINGLE GUN BOOT MOUNT

- Mounts (1) Gun Boot 6.0 case in bed
- Compatible with 2005-Current Polaris Full Sized Rangers with (2) included 98510 anchors



COMPATIBLE WITH
POLARIS
LOCK & RIDE

20006 - \$ 59.99

GUN BOOT ONE-PIECE BRACKET

- Mounts to tubular ATV racks to transport Gun Boot 4 and 6.0 cases
- Perfect fit for intermediate & smaller ATVs
- Includes Mounting Hardware



20029 - \$ 49.99



UTV GUN CARRIERS

EASY ACCESS. NEVER TOO FAR AWAY.

Whether vertically mounted between driver and passenger, overhead or to the roll cage, we have a solution to securely transport 2 rifles or shotguns on your UTV.

UTV VERTICAL IN-CAB GUN RACK

- Vertical In-cab gun rack mounts to UTV floor
- Standard mount fits flat UTV floors, other specific adapter plates may be required
- Fully adjustable angling up to 45°
- Adjustable height from 27-½" - 35-½"
- Base Dimensions: 5-¼" W x 6" L front to back

UTV GUN RACK - 20073 - \$ 99.99

REPLACEMENT STRAPS (PAIR) - 70732 - \$ 6.99


- 8-¼" long

ADAPTER MOUNTS

CENTER TRANSMISSION HUMP RISER MOUNT - 20074 - \$ 37.99

RANGER MID-SIZE MOUNT - 20077 - \$ 37.99

- Fits the following models:
2010-2014 Ranger 400
2010-2017 Ranger EV
2011-2017 Ranger 500 / Crew
2014-2017 Ranger 570 / Crew



UTV DOUBLE GUN SOFT CASE

- Fits (2) scoped-rifles or shotguns up to 52" in length
- Water/dust-resistant ballistic fabrics & zippers
- Thick padded construction
- (2) large exterior gear storage pockets
- (6) quick-release buckle mounting straps for universal fitment to UTV roll cages
- Exterior Dimensions: 52" x 10-½" x 6"



BLACK - 20830 - \$ 89.99

PURSUIT CAMO - 20831 - \$ 99.99



UTV OVERHEAD IN-CAB GUN RACK

- Adjustable length 20-1/2"-28-1/2" to fit many UTV models (inside of UTV frame)
- Designed to hold 2 Firearms
- Rubber coated ends protect the frame
- Foam padding protects your firearms and provides secure fit
- No tools required for assembly, easy on / easy off



20078 (PAIR) - \$ 99.99

UTV OVERHEAD IN-CAB GUN & BOW RACK

- In-cab overhead rack secures and protects (2) guns or (1) bow
- Adjustable firearm grips can be positioned to optimize firearm location and orientation
- Rubber strap provides quick, adjustable and silent access to firearms or bow
- Scratch-resistant foam-lined grips with rubber straps provide secure protection for exposed firearms, firearms encased in soft-sided cases or compound bows.
- Ultra-strong steel telescoping tubes adjust from 17-1/2"-33-1/2"
- Installs in minutes without vehicle modification
- Fits UTVs with 1-1/2"-2" round cages as well as profile tube (Polaris, Can-AM)



20079 (PAIR) - \$ 119.99





SAW TRANSPORT

TRANSPORT YOUR CHAINSAW SECURELY AND SAFELY ON ANY ATV, UTV OR TRAILER

Whether in a Saw Press or Saw Boot, traverse rough terrain with your chainsaw attached to your vehicle.

UTV/TRAILER CHAINSAW MOUNT

- Heavy-duty, black powder-coated metal bracket is designed to transport your chainsaw safely and securely
- Rubber pads provide cushion & tight fit
- Hinged design for quick removal
- Able to hold chainsaw or round handled tools in vertical direction or at a 45° angle
- Accommodates any brand chainsaw with up to a 22" bar
- Fits UTV beds & roll bars and trailers
- Roll bar and bed mounting hardware included



UNIVERSAL - 20048 - \$ 99.99

POLARIS RANGER/GENERAL CHAINSAW MOUNT

- Heavy-duty, black powder-coated metal bracket is designed to transport your chainsaw safely and securely
- Rubber pads provide cushion & tight fit
- Hinged design for quick removal
- Able to hold chainsaw or round handled tools in vertical direction or at a 45° angle
- Accommodates any brand chainsaw with up to a 22" bar
- Fits Polaris Ranger/General UTV beds with Included Polaris Lock & Ride compatible anchors



POLARIS RANGER/GENERAL 20049 - \$ 109.99

COMPATIBLE WITH
POLARIS
LOCK & RIDE



CHAINSAW PRESS AND MOUNTING BRACKET

- Heavy-duty, black powder-coated metal bracket is designed to transport your chainsaw safely and securely
- Rubber pads provide cushion & tight fit
- Hinged design for quick removal
- Holds saw in vertical position or 45° in either direction
- Accommodates any brand chainsaw
- Fits most ATVs with tubular rack and trailers
- NEW and IMPROVED fitment to fit Can-Am Outlander and Polaris Sportsman



20044 - \$ 79.99

CHAINSAW BOOT

- Secure & protect your chainsaw when traversing over rough terrain
- Fits up to a 20" bar
- Fits in standard Kolpin Gun Boot brackets - Simply remove your Gun Boot case & install your Saw Boot
- Chainsaw can be quickly secured/removed with included bungee tie-down
- Included heat shielding allows for carrying a hot saw
- Fits most ATVs with tubular racks, UTV beds and trailers - See mounting solutions for details page 38.



20600 - \$ 79.99

Chainsaw not included

KEEP YOUR GEAR ORGANIZED AND SECURE

However light or heavy, big or small, when you hit the trails, we have a bag, box or rack to store and transport your gear.

UTV ALUMINUM BED BOX

- UTV bed box constructed of 15-gauge diamond plate aluminum
 - Lockable stainless steel latches accessible from both driver & passenger sides
 - Dimensions: 11" (H) x 12" (W) x 60" (L)
 - 90° gas-shock assisted (2); Fully open when positioned at the front of bed w/out interfering with cab
 - Gasketed/Weatherproof Lid with reinforced sub-frame and full length piano hinge for increased rigidity
 - Integrated mounting holes inside; compatible with Flex 1.5 and Flex 3.0 Grips
 - Fitment with designated mounting kit:
 - Can Am Defender
 - Kawasaki Mule Pro FX/FXT
 - Polaris Ranger Full-Size (2005 & Up)
 - Yamaha Viking
- Mounting Kits Sold Separately




53470 METAL BOX - \$ 469.99

BED BOX MOUNTING KITS

CAN-AM DEFENDER LINQ MOUNTING KIT
53501 - \$ 39.99

KAWASAKI/YAMAHA TUBE MOUNTING KIT
53502 - \$ 14.99

POLARIS RANGER/GENERAL LOCK & RIDE MOUNTING KIT
53504 - \$ 39.99






UTV OVERBED STORAGE RACK

- Heavy-duty bed rack for gear storage
- 7" elevation above bed rail to maximize storage
- 150 lb. weight capacity for off-road vehicles
- Adjustable from 39-⁷/₁₀" - 56-³/₁₀" (inside bed widths)
- Fully welded steel basket: 46-²/₅" x 20" x 4-¹/₅"
- Integrated mounting pattern compatible with Kolpin Rhino Grips (XL, XLR, Pro, Flex) and Kolpin Stronghold Mount (30816)
- Integrated tie-down and chainsaw bar slots
- Integrated bottle opener
- Quick 5-minute assembly with pre-drilled holes
- Model specific mounting hardware sold separately (see below)
- See kolpin.com for complete fitment list



53450 - \$ 289.99

MAKE	MODEL	YEAR	MOUNTING HIT	MSRP
CAN-AM	Commander	2021+	53503	\$ 39.99
CAN-AM	Defender		53503	\$ 39.99
HONDA	Pioneer 500		53502	\$ 14.99
JOHN DEERE	XUV		53502	\$ 14.99
KAWASAKI	Mule Pro FX/FXT		53502	\$ 14.99
KAWASAKI	Mule Pro MX/SX		53502	\$ 14.99
KAWASAKI	Mule 4000/4010	2021+	53502	\$ 14.99
KAWASAKI	Teryx 2 Pass	2014+	53502	\$ 14.99
POLARIS	General		53504	\$ 39.99
POLARIS	Ranger - All	2005+	53504	\$ 39.99
YAMAHA	Viking		53502	\$ 14.99



2" RECEIVER HITCH CARGO CARRIER

- Heavy-duty receiver rack for gear storage
- 8" lift for off-road clearance
- Fully welded steel basket: 46-²/₅" x 20" x 4-¹/₅"
- Integrated laser-cut hole patterns compatible with Kolpin Rhino Grips (XL, XLR, Pro, Flex) and Stronghold 30816 Gun Boot mount
- 150 lb off-road / 300 lb on-road weight capacity
- Quick 5-minute assembly with pre-drilled holes
- 85625 2" Hitch Stabilizer included for added stability

53460 - \$ 199.99



UTV BED RAIL STORAGE BOX

- Provides 7 Gallon / 26 Liter of storage space
- Outside Dimensions: 22" L x 12-¹/₄" W x 12-¹/₂" H
- Internal Dimensions: 19" L x 8" W x 10" H
- Includes (2) UTV 98510 anchors for compatibility with Polaris UTV bed rails using Lock & Ride
- Easy installation



COMPATIBLE WITH
POLARIS
LOCK & RIDE

4413 - \$ 134.99

UTV BENCH CENTER CONSOLE

- Easily access necessary gear
- Features a weather resistant storage compartment with lid & two cup holders
- Heavy-duty, black roto-molded, and uv-stabilized LLDPE (linear low-density polyethylene) construction
- Overall Dimensions: 21" L x 10" W x 8" H



4470 - \$ 159.99

ATV MATRIX SEAT BAG

- Durable 600D nylon construction with Hydro Shield and UV coating
- 3-piece bag design including center cooler
- 15 Gallon / 57 Liter of accessible storage
- Reinforced buckles to allow for easy on/off of most ATV racks
- Overall Dimensions: 32" L x 22" W x 11" H
- Side Pod Dimensions: 16" L x 6" W x 8" H



BLACK - 91155 - \$ 119.99

PURSUIT CAMO - 91150 - \$ 129.99

ATV GEAR & COOLER SEAT BAG

- Heavy-duty water-resistant Hydro shield & UV coated ballistic fabric, w/ padded construction
- 5 Gallon / 20 Liter cooler with (2) 4.7 Gallon / 18 Liter side compartments
- Padded seat converts to storage basket
- (2) front mesh pockets & storage cords
- (7) buckled straps for fitment to most ATV racks
- Overall Dimensions: 34" L x 18" W x 11" H



BLACK - 91156 - \$ 129.99

PURSUIT CAMO - 91157 - \$ 139.99

GUARDIAN ATV/UTV
STORAGE BOX - 40 L

- 10-1/2 Gallon / 40 Liter zipper-less design with water-resistant ballistic fabrics with UV coating
- Integrated dust & water seal
- 3-pocket lid organizer
- (6) metal D-ring tie-downs on perimeter
- (6) quick-release buckle mounting straps for universal fitment to most ATVs and UTVs
- Overall Dimensions: 27-1/2" L x 11" W x 8-1/2" H



91163 - \$ 109.99



GUARDIAN ATV/UTV
STORAGE BOX - 80 L

- 21 Gallon / 80 Liter zipper-less design with water-resistant ballistic fabrics with UV coating
- Integrated dust & water seal
- Zippered exterior pocket
- 3-pocket lid organizer
- (6) metal D-ring tie-downs on perimeter
- (6) quick-release buckle mounting straps for universal fitment to most ATVs and UTVs
- Overall Dimensions: 33" L x 14" W x 12" H



91162 - \$ 139.99



ATV TRUNK & LOUNGER

- Massive 31 Gallon / 117 Liter storage capacity
- Seamless hinge and gutter lid design closes with heavy-duty rubber latches to keep interior dry and dust free
- Easy to attach / remove from vehicle via U-bolt kit (included) or tie downs (not included)
- Recessed utility tray with integrated tie downs
- Durable roto-molded construction with integrated pad lock holes
- Removable no-slip seat pads
- Overall Dimensions: 40-3/4" L x 28" W x 17" H



4457 - \$ 199.99

CAN-AM OUTLANDER
MOUNTING KIT -
93165 - \$ 39.99

POLARIS SPORTSMAN
MOUNTING KIT -
93160 - \$ 39.99



Integrated Mounting areas for
Rhino Grip Flex and XLR



Rhino Grip Flex
(sold separately)



ATV REAR HELMET BOX

- Accommodates up to (2) adult helmets & more
- Mounts to most tubular racks using (4) U-bolts and sealing washers (included)
- 93165 and 93160 Mounting Kits do not work for this box
- Opens in the rear with access to arm cavities
- 26 Gallon / 99 Liter of weather-resistant storage
- Overall Dimensions: 36-3/4" L x 28" W x 17" H



4438 - \$ 199.99

ATV FRONT RACK STORAGE BOX

- Contoured design for maximum visibility
- Double-walled lid construction
- Heavy-duty keyed lockable center latch
- Overall Dimensions:
30-1/4" L x 13-1/2" W x 9" H

93101 - \$ 149.99



POLARIS MOUNTING KIT - 93103 - \$ 29.99

- Required for 2005-current Polaris ATVs with Lock & Ride
- Mount kit includes (2) mounting brackets & (4) 98500 Lock & Ride anchors



ATV REAR RACK STORAGE BOX

- Lockable box fits up to (2) XL-sized helmets with extra storage room
- Double-walled lid construction
- Overall Dimensions:
37" L x 17-1/2" W x 13-1/2" H

93201 - \$ 169.99



POLARIS MOUNTING KIT - 93203 - \$ 29.99

- Required for 2005-current Polaris ATVs with Lock & Ride
- Mount kit includes (2) brackets & (2) 98500 ATV Anchors, (1) Kwik-Cinch Strap

ACCESSORY RACK - 93202 - \$ 49.99



ATV REAR RACK OUTFITTER BOX

- Accommodates up to (4) adult helmets & more
- Double-walled lid construction
- Rubber sealing gasket to keep out dust/water
- Kwik-Cinch straps for quick on/off attachment
- Metal Accessory Rack for extra capacity
- Fits most ATV tubular & composite racks
- Overall Dimensions: 42-1/2" L x 21-1/2" W x 16-3/4" H
- Front to back base footprint - 13" in the center between the rear of the seat to the rear of the rack, 19" on the outside edges

93450 - \$ 269.99



ATV NAVIGATOR STORAGE BOX

- Roto-molded construction with rear hinged lid
- Molded-in rear step design allows box to be mounted with no rack modifications
- Mounts to most tubular racks using four U-bolts & sealing washers (included)
- 32 Gallon / 122 Liter of accessible storage
- Overall Dimensions: 36" L x 19" W x 14" H
- Front to back base footprint - 14"

93405 - \$ 119.99



ATV LOW-PROFILE SCOUT STORAGE BOX

- Low-profile front or rear box
- Roto-molded construction with snap closure
- 19 Gallon / 71 Liter of accessible storage
- Overall Dimensions: 34" L x 14" W x 9" H
- Mounts to most tubular racks using four U-bolts & sealing washers (included)

93400 - \$ 99.99





ATV RACKS

FOR THOSE INTO HEAVY METAL...

ATVs are one of the most versatile vehicles out there, used everywhere from the farm to the job-site to the oil fields. When you need to add a little space to your machine, or add the durable strength of metal to your storage area, we have a line-up of solutions to transport and protect your gear.

ATV CONVERTIBLE REAR DROP BASKET RACK

- Basket can be used with rear rack extension in dropped or raised position or separately for contained storage on your ATVs front rack
- Constructed of 1-1/2" diameter tubing
- 1-1/4" space before drop allows fitment to machines with vertical rear rack loops
- Basket dimensions: 38" L x 13" W x 7-1/2" H
- Dimensions: 40-1/2" L x 27-1/4" W x 10" H, 28 lbs.

53350 - \$ 199.99



ATV FLAT RACK

- 1-1/2" steel tubing for perimeter support
- Expanded metal mesh to contain small items
- Mounts to front or rear tubular rack of ATV
- Flat design increases rack space
- 1-1/4" space at 16" allows fitment to machines with vertical rack loops
- Dimensions: 40" L x 33" W x 6" H, 20 lbs.

53400 - \$ 169.99



ATV RACK GEAR BASKET

- Add extra front or rear ATV storage
- Space to carry up to (3) 5-gallon buckets
- Universal fit to any front or rear tubular rack
- Dimensions are 38" L x 13" W x 7-1/2" H, 16 lbs.

53360 - \$ 119.99



ATV REAR DROP BASKET WITH TAILGATE

- Includes fold down tailgate & cable supports, basket weight capacity up to 200 lbs.
- Inside box dims: 37-1/2" L x 12" W x 8" H
- 1-1/4" space 16" before drop allows fitment on machines with vertical rear rack loops
- Dimensions: 43" L x 31" W x 10" H, 51lbs.

53300 - \$ 219.99



DIRT WORKS

CATEGORY “0” AGRICULTURAL IMPLEMENTS

Kolpin category “0” implements put your ATV or UTV to work.

Whether prepping a food plot to attract the biggest of bucks, or cultivating your acreage to put veggies on the table, the Kolpin DirtWorks system has all the needed implements to plow, rake, scrape and more.

PUT
FOOD
ON THE
TABLE


BUILD YOUR SYSTEM

The DirtWorks system is built to be easy.

Find the hitch that works with your machine.

Attach the 3-Point Hitch with appropriate Accessory bar.

Attach the implement you need.



BUILD YOUR DIRTWORKS SYSTEM

A 3-POINT HITCH SYSTEM
WHS03HD

B OPTIMIZE PERFORMANCE
SEE PAGE 68-71 FOR HITCHES
AND FRAME SUPPORTS

C ACCESSORY TOOL BAR
48" WIDTH - ATB48
60" WIDTH - ATB60

D REAR BLADE
48" WIDTH - FRB48
60" WIDTH - FRB60

E LANDSCAPE RAKE
60" WIDTH - LSR60

F DISC PLOW
DP82

G CHISEL PLOW/
SCARIFIER
86100

H S-TINE
CULTIVATOR KIT
CT036

CHOOSE YOUR IMPLEMENTS

3-POINT HITCH SYSTEM

- Category "0" Agricultural Implement System
- 20" integrated tool bar with $\frac{5}{8}$ " diameter pins
- Heavy-duty 1- $\frac{1}{2}$ " square-tubing frame
- Fits any 2" automotive style receiver hitch
- Convenient rocker switch can be mounted to your handle bars/dash
- 12v electric actuator lift system with 20 amp maximum draw
- 250 lbs. lift capacity at the tool bar
- 300 lbs. down pressure capacity
- 15" vertical lift at the tool bar
- Fully adjustable lift arms & top link
- Additional frame support kit may be required, please check out our suspension locks & frame support kits (page 68-69)
- Requires Accessory Tool Bar (sold separately)



WHS03HD - \$ 949.99

ACCESSORY TOOL BARS

- Category "0", $\frac{5}{8}$ " hitch pins with 20" spacing
- Heavy-duty powder-coated steel construction
- Allows quick change from one implement to another
- Required to attach any DirtWorks Implements to the 3-Point Hitch System



48" WIDTH - ATB48 - \$ 169.99

- For use on ATVs or UTVs

60" WIDTH - ATB60 - \$ 189.99

- For use on UTVs

60" LANDSCAPE RAKE


- Clear trails, groom horse corrals, rake the beach or maintain your gravel driveway
- 5-position angling for customized results
- 21 individual 1-⁵/₁₆" hardened landscape rake tines
- Requires either the 48" or 60" Accessory Tool Bar & 3-Point Hitch System (sold separately)
- 60" total width



LSR60 - \$ 369.99

DISC PLOW KIT

- Our best selling DirtWorks implement
- Two individual gangs of (4) discs easily attach to the DirtWorks Accessory Tool Bar
- Five adjustable cutting angles accommodate different soil types & conditions
- Live axle & sealed ball bearing design
- Requires the 48" or 60" Accessory Tool Bar & 3-Point Hitch System (sold separately)
- 54" total width, Disc diameter: 14"
- Helpful Hint: We recommend the use of a separate Accessory Tool Bar for mounting convenience of the disc plow set if you are utilizing other DirtWorks implements



DP82 - \$ 479.99

S-TINE CULTIVATOR KIT

- Cultivator tines break up compacted ground providing deeper penetration & more aeration when preparing your soil
- (6) 1-¹/₂" Agricultural grade Danish "S" tines feature reversible sweeps
- Requires the 48" or 60" Accessory Tool Bar & 3-Point Hitch System (sold separately)
- Helpful Hint: We recommend the use of a separate Accessory Tool Bar for mounting convenience of the cultivator set if you are utilizing other DirtWorks implements



CT036 - \$ 429.99

CHISEL PLOW/SCARIFIER KIT

- 2-in-1 – Blade Scarifier OR Chisel Plow
- (6) ¹/₂" heavy-duty, hardened steel plow teeth to loosen hard packed surfaces such as driveways
- Adjustable blade height for various ground types & extra clearance during transportation
- Requires the 48" or 60" Accessory Tool Bar & 3-Point Hitch System (sold separately)
- Helpful Hint: We recommend the use of an additional tool bar for mounting convenience of the Chisel Plow Scarifier when utilizing other DirtWorks implements



86100 - \$ 289.99

REAR PLOW BLADES

- 5-position angling
- 13" blade height
- Replaceable/Reversible wear bars available
- Requires the 48" or 60" Accessory Tool Bar & 3-Point Hitch System (sold separately)
- Easy one pin mounting



FRB48 - 48" - \$ 329.99

FRB60 - 60" - \$ 379.99

12-0130 - 48" WEAR BAR - \$ 34.99

12-0160 - 60" WEAR BAR - \$ 39.99



RECEIVER HITCH ACCESSORIES

EXTRA STRENGTH AND CAPACITY TO CARRY AND PULL A LOAD

Our new lineup of Hitch Accessories is built to lend a hand when the job demands it.

2" RECEIVER HITCH CARGO CARRIER

- Heavy-duty receiver rack for gear storage
- 8" lift for off-road clearance
- Fully welded steel basket: 46-²/₅" x 20" x 4-¹/₅"
- Integrated laser-cut hole patterns compatible with Kolpin Rhino Grips (XL, XLR, Pro, Flex) and Stronghold 30816 Gun Boot mount
- 150 lb off-road / 300 lb on-road weight capacity
- Quick 5-minute assembly with pre-drilled holes
- 85625 2" Hitch Stabilizer included for added stability



53460 - \$ 199.99

2" HITCH STABILIZER

- Can be added to any 2" hitch to stabilize hitch-mounted accessories
- Heavy-duty ⁵/₁₆" (8mm) thick steel support plate
- Oversized M12 hardware with lock washers & lock nuts for added security
- Quick and simple bolt-on installation




85625 - \$ 17.99

2" RECEIVER SHACKLE

- Heavy-Duty forged steel construction for vehicle tow and recovery
- 9,500 lb working load limit (4-³/₄ tons)
- Shackle installs horizontally or vertically
- For off-road use only
- Hitch pin included



85680 - \$ 34.99



ATV INDEPENDENT REAR
SUSPENSION LOCKOUT

- Locks suspension out & mimics solid rear axle
- Improves workability of attachments
- Fits most ATVs with independent rear suspension
- Does NOT fit ATVs with curved A-Arms
- Recommended for ATV independent rear suspensions when using 3-Point Hitch System or any heavy load.



85200 - \$ 79.99

UTV 3-POINT HITCH SYSTEM
FRAME SUPPORT BAR

- Add frame support and stability
- Transfers torque load from the hitch to your frame for long lasting durability
- Easy to make adjustments and take on/off
- Recommended for any UTV when using 3-Point hitch system for improved functionality of implements
- NOT compatible with 2018-2021 Ranger 1000



90500 - \$ 99.99

POLARIS RANGER XP 3-POINT
HITCH SYSTEM FRAME SUPPORT
BAR

- Add frame support and stability
- Transfers torque load from the hitch to your frame for long lasting durability
- Easy to make adjustments and take on/off
- Recommended for any UTV when using 3-Point hitch system for improved functionality of implements
- Fits all 2013 and newer Full-sized XP Rangers



90506 - \$ 119.99

ATV 2” IRS RECEIVER HITCH

- Fits most ATV models with Independent Rear Suspension
- Mounts directly to ATV frame
- Powder-coated steel construction
- For off-road use only



85100 - \$ 79.99

POLARIS SPORTSMAN XP
2” IRS RECEIVER HITCH

- Fits 2010-21 Polaris® Sportsman 550 / 850 / 1000 and 2013-2021 Scrambler 850 / 1000 models
- Mounts directly to ATV frame
- Powder-coated steel construction
- For off-road use only



85195 - \$ 99.99

POLARIS SPORTSMAN 450/570 2”
RECEIVER HITCH

- Fits 2005-2021 Polaris Sportsman 330 / 400 / 450 / 500 / 570 / 600 / 700 / 800 models
- Mounts directly to ATV frame
- Powder-coated steel construction
- For off-road use only



85185 - \$ 89.99

POLARIS RANGER 2” FRONT
RECEIVER HITCH

- Fits 2018-2021 Polaris Ranger 1000 / XP 1000 models
- Mounts directly to vehicles front frame, access through bumper opening
- Powder-coated steel construction
- For off-road use only



85705 - \$ 119.99

3-WAY 1-1/4” MULTI-PURPOSE

- Heavy-duty draw-bar fits 1-1/4” factory receiver hitch
- Designed to accept 3/4” shaft trailer ball and 5/8” clevis
- For off-road use only

85610 - \$ 29.99

3-WAY 2” MULTI-PURPOSE

- Heavy-duty draw-bar fits 2” factory receiver hitch
- Designed to accept 3/4” shaft trailer ball and 5/8” clevis
- For off-road use only

85620 - \$ 29.99

3-WAY BOLT-ON MULTI-PURPOSE

- Fits most ATVs with factory tow ball hitch
- Designed to accept 3/4” shaft trailer ball and 5/8” clevis
- Powder-coated steel construction
- For off-road use only

85630 - \$ 29.99

BOLT-ON RECEIVER HITCH

- Fits most ATVs with factory tow ball hitch
- Designed to accept 3/4” shaft trailer ball and 5/8” clevis
- Powder-coated steel construction
- For off-road use only

85640 - \$ 44.99



HONDA 2” STRAIGHT-AXLE SWINGARM HITCH RECEIVERS

- Fits new chassis with single rear shock 2012-2021 Honda Foreman 500/520 models and 2015-2021 Honda 420 Rancher models
- Heavy-Duty Powder-coated steel construction
- For off-road use only

85140 - \$ 79.99

HONDA 2” STRAIGHT-AXLE SWINGARM HITCH RECEIVERS

- Fits older chassis with twin rear shocks 1998-2011 Honda 400 / 450 / 500 Foreman models and 2001-2014 Honda 500 Rubicon models
- Heavy-Duty Powder-coated steel construction
- For off-road use only

85150 - \$ 79.99

HONDA 2” STRAIGHT-AXLE SWINGARM HITCH RECEIVERS

- Fits older chassis with single rear shock 2000-2008 Honda Rancher 350 models, 2004-2007 Honda 400 Rancher AT models and 2007-2013 Honda 420 Rancher models
- For off-road use only

85155 - \$ 79.99

KAWASAKI 2” STRAIGHT-AXLE SWINGARM HITCH RECEIVERS

- Fits non-independent rear suspension 2002-2013 Kawasaki 360 Prairie models, 2005-2013 Kawasaki 650 Brute Force models & 2002-2006 Kawasaki 650 / 700 Prairie models
- Also fits non-independent rear suspension 2004-2005 Suzuki 700 Twin Peak models

85160 - \$ 89.99

SUZUKI 2” STRAIGHT-AXLE SWINGARM HITCH RECEIVERS

- Fits non-independent rear suspension 2002-2007 Suzuki 400 Eiger models, 2008-2021 Suzuki 400 KingQuad models and 2002-2007 Suzuki 500 Vinson models
- For off-road use only

85180 - \$ 89.99



ATV & UTV MIRRORS

ADVENTURES IN MIRROR ARE CLOSER THAN THEY APPEAR

Our full lineup of UTV and ATV mirrors are easy to mount to your machine and allow you to safely take note of your surroundings.

UTV REARVIEW MIRROR

- Overhead mounting options for 1-1/2"-2" round tubes or flat drillable surfaces
- Easy to adjust double ball-joint pivot-arm
- Clamp design allows for mounting with roof installed
- Wide angle convex lens provides high visibility
- Durable, shatterproof, scratch resistant, safety-acrylic mirror lens



98300 - \$ 39.99

UTV REARVIEW MIRROR - ROUND TUBING

- Includes clamp and hardware to fit most UTVs with 1-5/8"-2" round tubing
- Ball-socket joint for unlimited viewing angles and easy, tool-less pivot adjustment
- Wide-angle convex lens provides wide viewing range and image stabilization
- Impact Resistant Safety Glass mirror lens with high-impact durable nylon housing
- Mirror dimensions: 10" L x 3-1/2" H



98310 - \$ 24.99

UTV SIDE MIRRORS

- Dual-view lenses for wide viewing range
- Rugged Fold-in and break-away design
- Included clamps fit 1-5/8"-2" round tubing and Polaris and Can-Am profile tubes
- Low-profile clamp compatible with most windshields and doors
- Impact Resistant Safety Glass mirror lens with high-impact durable nylon housing
- Includes Passenger and Driver-side mirrors and mounting hardware



98315 - \$ 54.99

UTV SIDE & REARVIEW MIRROR COMBO KIT

- Includes both 98310 and 98315 Mirrors
- Fits UTVs with 1-5/8" - 2" diameter tubes including Can-Am Profiles
- Impact Resistant Safety Glass mirror lens with high-impact durable nylon housing
- Rear mirror does not fit Polaris Profile tubing
- Side Mirror Dimensions: 5-1/2" L x 9" W
- Rear Mirror Dimensions: 10" L x 3-1/2" W



UNIVERSAL - 98312 - \$ 69.99

ATV REARVIEW MIRRORS

- Fully adjustable 4" mirror
- Quick on/off
- Accommodates 5/8" - 1" diameter tubing



97200 - \$ 26.99

ATV HANDGUARDS WITH REARVIEW MIRROR

- Features round, 3" rearview mirror
- Mounts directly to most 7/8" ATV handlebars
- Does NOT fit Can-Am ATVs with handguards or Kawasaki Brute Force models with plastic handlebar fascia



97300 (PAIR) - \$ 49.99



ACCESSORIES

MAKE YOUR RIDE MORE COMFORTABLE

No matter the temperature or the task, we have the durable accessories to outfit you and your ATV or UTV.

STEALTH EXHAUST SYSTEM 2.0 WITH HEAT SHIELD

- Used in conjunction with your stock exhaust system to reduce noise by up to 5-7 decibels with no loss in performance
- High flow/low restriction muffler uses baffled design - no packing to burn out
- Fits most four-stroke ATV/UTVs
- Included hardware adapters designed to fit OEM tailpipes 1-3/8" to 1-1/2" in diameter
- Honda & certain other flat or concave OEM mufflers may require an additional adapter (Item 53520 sold separately)
- Dimensions: 12-1/4" long x 4-1/2" diameter

STEALTH SYSTEM - 53570 - \$ 179.99

HONDA BOLT-ON ADAPTER - 53520 - \$ 39.99

- Fits Honda TRX 250, 300, 350, 400, 450 & other flat or concave OEM mufflers



ATV THROTTLE MASTER

- Eliminate fatigued or sore thumbs
- More precise throttle control
- Easy universal bolt-on design
- Unique design allows length adjustment

98005 - \$ 24.99



HANDY THROTTLE

- Converts thumb throttle to twist throttle without altering the mechanical function of the OEM throttle
- Eliminates thumb fatigue
- For use on ATVs, Watercraft & snowmobiles that have a standard 7/8" handle bar and a thumb throttle
- Fast, easy installation

98020 - \$ 44.99



ATV HEATED GRIPS

- Keep your hands warm and comfortable with soft heated grips
- Multiple settings for optimal temperature control
- Easy to install with fully assembled, plug-n-play electrical connectors to any standard ATV or snowmobile with 7/8" handlebar

50-0360 - \$ 59.99



ATV/UTV TIRE REPAIR KIT

- Everything you need to repair and inflate multiple ATV/UTV tires
- Packed conveniently in our handy storage pouch
- Includes: (3) CO2 cartridges, Regulator/adapter tool, 4" tire seals, tire roughing tool, installation tool

89510 - \$ 34.99



ATV/UTV FLAT TIRE REPAIR PACK

- Repair Pack with pump includes all the tools to fix ATV/UTV flat tires
- Tools are conveniently secured inside the pump for storage
- Compact design for easy transport
- Easily straps to ATV/UTV racks or stores inside gear box
- Dimensions: 9-1/2" L x 3" diameter



89500 - \$ 39.99

POLARIS SPORTSMAN/RZR LOCK & RIDE COMPATIBLE ANCHORS

- Expanding 1" diameter rubber expansion anchor provides a solid attachment for accessories
- Quick on/off - change accessories by rotating the twist handle
- Compatible with Polaris Sportsman/RZR racks using the Polaris Lock & Ride System



COMPATIBLE WITH
POLARIS
LOCK & RIDE

98500 - \$ 9.99

POLARIS RANGER/GENERAL LOCK & RIDE COMPATIBLE ANCHORS

- Expanding 1-1/4" diameter rubber expansion anchor provides a solid attachment for accessories
- Quick on/off - change accessories by rotating the twist handle
- Compatible with Polaris Ranger/General bed rails using the Polaris Lock & Ride System
- Does NOT fit on Polaris RZR machines



COMPATIBLE WITH
POLARIS
LOCK & RIDE

98510 - \$ 14.99

CAN-AM LINQ MOUNT

- Expanding rubber anchor provides a solid attachment for accessories
- Quick on/off connection to Can-Am LinQ rack systems by rotating twist handle
- Compatible with Can-Am vehicles using the LinQ system



98515 - \$ 9.99

CAN-AM MOUNTING KIT

- Includes (4) 98515 Can-Am LINQ Mounts for attaching 53450 UTV Overbed Storage Rack to Can-Am Defender and Commander models
- The (4) LINQ Mounts have an expanding rubber piece to allow for quick-on/off attachment to Can-Am Defender bed rails / Commanders



53503 - \$ 39.99

POLARIS MOUNTING KIT

- Includes (4) 98510 Lock & ride compatible Anchors for mounting 53470 UTV Aluminum Bed Box, 53450 UTV Overbed Storage Rack or 20000 Stronghold Double Gun Boot Mount
- The (4) Lock & Ride Anchors have an expanding rubber piece to allow for quick-on/off attachment to UTV bed rails



COMPATIBLE WITH
POLARIS
LOCK & RIDE

53504 - \$ 39.99

TRAILTEC RACK PAD

- Reduces shock & discomfort from ATV racks
- (7) Velcro straps for easy attachment to ATV racks or composite racks
- 3" open cell foam for riding comfort
- 1/2" closed cell foam on base for shock absorption
- Dimensions: 36" L x 15" W x 3" H



91880 - \$ 59.99

GEARTECTOR HANDLEBAR MITTS

- Extra large, reinforced opening for easy access to handlebars and controls
- Plush lining to keep your hands warm
- Locking draw-cord to securely seal to handlebars
- Fits virtually any ATV or snowmobile; locking drawstring cord securely fits mitts to handle bars



BLACK - 92185 - \$ 34.99
PURSUIT CAMO - 92180 - \$ 37.99

UTV CARGO SPIDER

- Customizable 6-legged cargo spider helps secure gear to off-road vehicles
- Adjustable 3' long straps with heavy-duty s-hooks allow for countless tie-down possibilities
- Premium quick-cinch cam buckles allow for tight and secure transport of your gear



95180 - \$ 39.99

UTV COVER

- Heavy-duty water-resistant cover protects against weather, dust & debris
- Includes elastic seam and tie-down straps
- Note: Cover must be removed for trailering

MID-SIZE - 95111 - \$ 59.99
 • Dimensions: 113" L x 60" W x 70" H

FULL-SIZE - 95113 - \$ 64.99
 • Dimensions: 120" L x 63" W x 70" H

FULL-SIZE CREW - 95115 - \$ 84.99
 • Dimensions: 160" L x 63" W x 70" H



ATV COVER

- Light-duty storage cover with reinforced tie-down grommets
- Note: Cover must be removed for trailering

STANDARD - 95120 - \$ 49.99
 • Dimensions: 85" L x 35" W x 32" H

XXL - 95122 - \$ 54.99
 • Dimensions: 95" L x 50" W x 50" H



ATV GEL-TECH SEAT COVER

- Stretchable fit design to accommodate most ATVs
- Gel padding & ergonomic design provides maximum cushioning & temperature control for exceptional riding comfort
- Durable Velcro straps and easy to install, ensuring a secure fit and effortless seat cover removal
- Dimensions: 14" front, 21" back, 30" length


91855 - \$ 49.99



ATV SLIP-ON SEAT COVER

- Great fit for smaller and intermediate sized ATVs
- Constructed of 600 denier, uv-resistant fabric
- PVC-backed for waterproof and abrasion protection
- Easy to install with elastic edge & Velcro straps
- Dimensions: 13" front, 15-1/2" back, 26" length

BLACK - 93645 - \$ 24.99
PURSUIT CAMO - 93640 - \$ 29.99



PADDED ATV SLIP-ON SEAT COVER

- Protect your OEM seat with a water-resistant full wrap style seat cover
- Includes fitment for Can-Am Outlander & Polaris Sportsman 850/1000 Seats
- Abrasion and water-resistant synthetic rubber for extended product life
- (2) buckles to tightly cinch and secure to OEM seat
- Up to 10" front x 20" back x 34" long

93646 - \$ 31.99



PLOW SYSTEMS

CLEAR YOUR PATH

Whether clearing your sidewalk, your whole driveway or the entire parking lot, Kolpin Plows have the strength and reliability to get the job cleared. Put your ATV or UTV to work!

All Kolpin Plows can easily mount to most of today's most popular machines.



CUSTOMIZE
YOUR
PERFECT
PLOW



CUSTOMIZE
YOUR PERFECT
PLOW

Customize a complete plow system for your vehicle and specific needs.

All are built strong, dependable and ready when you need them.

INDUSTRY LEADING PLOW WARRANTIES

	2-YEAR	1-YEAR
UTV Conqueror Front-Connect Push Frame	✓	
UTV Conqueror Front-Connect Plow Mounts	✓	
High Rise Push Tubes	✓	
Storm Chaser Push Tubes	✓	
ATV & UTV Plow Mount Kits	✓	
Steel Plow Blades	✓	
Poly Plow Blades	✓	
Power Angle	✓	
SwitchBlade Plow Systems		✓
Plow Accessories		✓

2 YEAR
PLOW WARRANTY

Kolpin UTV Conqueror Front-Connect, High-Rise & Storm Chaser Push Tubes & Mounts are warranted against defects in materials & workmanship for 2 years from the date of purchase.

1 YEAR
PLOW WARRANTY

Kolpin SwitchBlade Plow Systems and Plow Accessories are warranted against defects in materials and workmanship for 1 year from the date of purchase.

PLOW SYSTEMS

CONQUEROR FRONT-CONNECT
PLOW SYSTEM (UTV)

- Kolpin’s newest & most advanced UTV Plow
- Heavy-duty welded steel construction push frame, with 9-position blade angling
- Tool-less Quick-connection to vehicle specific front bumper mounting brackets (see page 130-141 fitment chart for details)
- Capable of automated blade rotation with the addition of our Power Angle system, 33-0100 see page 92-93



Poly Blade & Power Angle shown (not included)

HIGH RISE (ATV)

- Kolpin’s heaviest-duty plow system has been designed to do what most ATV plows can’t.
- The High Rise name is appropriate for this system as its dual-pivoting, articulated frame, allows for impressive blade lift height.
- Designed to be the most versatile ATV plow on the market.
- Capable of automated blade rotation with the addition of our Power Angle system, 33-0100 see page 92-93



High Rise Shown with 72” Steel Blade

STORM CHASER (ATV)

- These push tubes have been pushing snow around for years, and deservedly acquired a very suiting nickname: Storm Chaser.
- They are workhorses designed with the same heavy-duty square-tube chassis as big brother, High Rise, but without the lift height or power angling capabilities.



ATV Storm Chaser Shown with 52” Steel Blade

SWITCHBLADE (ATV OR UTV)

- Our newest Plow-In-A-Box system
- A complete universal-fit plow setup in the convenience of 1 box
- Blades can be set to 1 of 2 standard widths
- Both ATV and UTV versions are available
- Stamped reinforced 13-gauge Steel blade panels
- Includes adjustable height shoes



ATV Switchblade Shown set at 60” blade width



CONQUEROR FRONT-CONNECT PLOW

OUR BEST, JUST GOT BETTER

Our newest and most advanced UTV Plow combines a super-heavy-duty front-connect push frame, with a bumper mounted vehicle specific bracket.

This system provides quick, easy, and tool-less connecting/disconnecting to the front of your Side by Side.

35-0070 - \$ 489.99

CONQUEROR FRONT-CONNECT PUSH FRAME

- Superior blade control with 9-position angling and up to 30" lift height
- Quick, less than 30-minute installation
- Vehicle specific mounts attach to front bumper
- Capable of automated blade rotation with the optional Power Angle (33-0100)
- Compatible with Kolpin steel and poly blades and Kolpin winches

35-0070 - \$ 489.99

PLOW BLADES

STEEL:

- Steel blades are 17" in height
- Includes heavy-duty shoes & wear bar

48" - 31-0048 - \$ 249.99 66" - 31-0066 - \$ 339.99

52" - 31-0052 - \$ 269.99 72" - 31-0072 - \$ 379.99

60" - 31-0060 - \$ 299.99

POLY:

- 21" tall blade with double wall reinforcement
- Includes heavy-duty shoes and wear bar

60" - 31-2060 - \$ 399.99 72" - 31-2072 - \$ 449.99

FRONT-CONNECT TRACKED VEHICLE PLOW EXTENSION

- Required when UTV Conqueror plow 35-0070 is installed on vehicle with Tracks
- Standard heavy-duty welded steel construction
- Easy installation in 30 minutes or less
- Tool-less quick-connect to vehicles

35-0350 - \$ 249.99

CONQUEROR FRONT-CONNECT PLOW MOUNTS

- Vehicle specific mounting kits installs to front bumper for quick & easy installation
- The assortment of vehicle mounts are ever-expanding. Please see kolpin.com for up-to-date fitment
- Note: No mounting kit is required for Polaris Ranger 1000 and XP1000 from 2018-current
- See page 126-137 for fitment chart

35-XXXX - \$ 129.99



**2YEAR
PLOW WARRANTY**
Poly Blade & Power Angle
shown (not included)



Blades are e-coated & powder painted for maximum durability in extreme temperatures, salt & moisture



**2YEAR
PLOW WARRANTY**



**2YEAR
PLOW WARRANTY**



ATV PLOWS

ELEVATE YOUR PLOWING SKILLS

The High Rise name is appropriate for this system as its dual-pivoting, articulated frame, allows for impressive blade lift height. Plus, stacking snow and pulling On/Off of trailers is easy.

Our mid-mount under chassis design allows for maximum plowing strength and increased traction.

HIGH RISE PUSH TUBE

- Impressive lift height with Heavy-duty, Mid-mount, dual-pivot articulating frame & 20" wide blade mount platform
- Capable of automated blade rotation with the addition of the Kolpin Power Angle System (33-0100)
- Quick pin attachment to 15-XXXX mounts



2YEAR
PLOW WARRANTY

33-0000 - \$ 399.99

ATV STORM CHASER PUSH TUBE

- Heavy-duty square-tube steel chassis with strategic reinforcements
- 20" wide blade mounting system
- Reinforced structural Pivot Box with 5-position angle adjustment
- Quick pin attachment to all 15-XXXX ATV under-body mounts



2YEAR
PLOW WARRANTY

33-0070 - \$ 239.99

PLOW BLADES

STEEL:

- Steel blades are 17" in height
- Includes heavy-duty shoes & wear bar

48" - 31-0048 - \$ 249.99 66" - 31-0066 - \$ 339.99

52" - 31-0052 - \$ 269.99 72" - 31-0072 - \$ 379.99

60" - 31-0060 - \$ 299.99

POLY:

- 21" tall blade with double wall reinforcement
- Includes heavy-duty shoes and wear bar

60" - 31-2060 - \$ 399.99 72" - 31-2072 - \$ 449.99



Blades are e-coated & powder painted for maximum durability in extreme temperatures, salt & moisture



2YEAR
PLOW WARRANTY

PLOW MOUNT KITS

- Plow Mounts are required for installation of plows to every vehicle
- Designed to mount to the strongest part of your vehicles frame to provide maximum strength and traction
- See page 116-125 to select the proper mount



2YEAR
PLOW WARRANTY

ATV - 15-XXXX - \$ 99.99



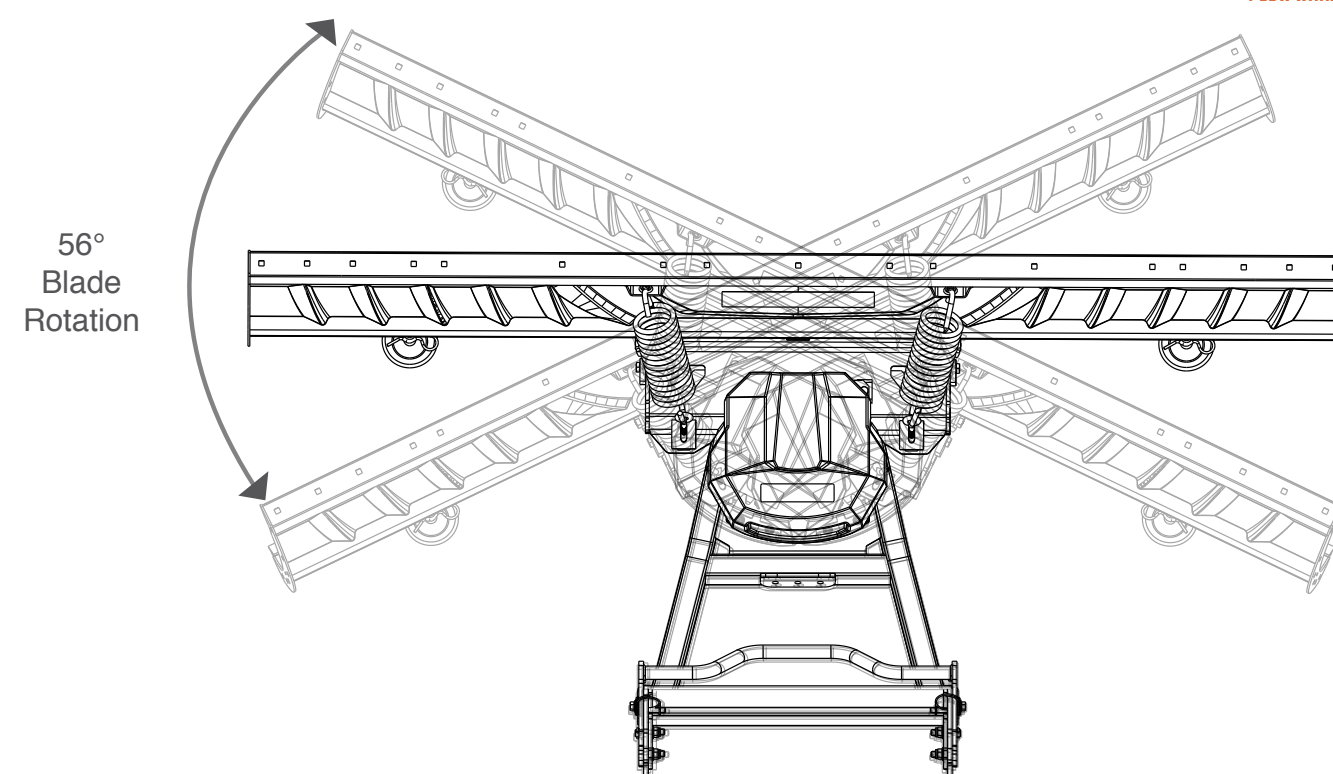
POWER ANGLE

- Pivots Kolpin Blades 56° by push of button from the comfort of your seat with dash/handlebar mounted controls
- 30-minute installation with 5 bolts
- Self-locking steel gear drive isolates impact to motor and optimizes durability
- Compatible with any Kolpin Blade mounted to UTV Conqueror Front-Connect or High Rise push tubes
- Accommodates 48"-72" blade widths



33-0100 - \$ 469.99

2YEAR
PLOW WARRANTY



POWER ANGLE

PLOW WITH PRECISION

Pivot your Snow Plow blade with the touch of a button, from the comfort of your seat. This heavy-duty worm gear driven Power Angle is compatible with any Kolpin Snow Plow Blade mounted to either our UTV Conqueror Front-Connect or High Rise Push Tubes





SWITCH BLADE

COMPLETE PLOW SYSTEM IN 1 BOX.

Universal ATV & UTV plow systems that contain everything to start plowing today in 1 box.

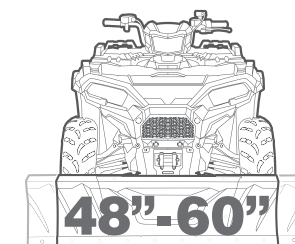
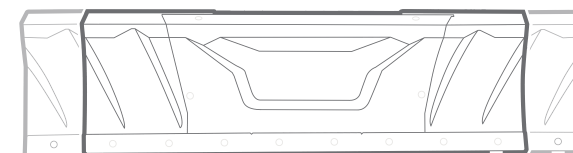
Blades can be set to 1 of 2 standard widths.

Winch or manual lift (15-0030) required for ATV (sold separately)
Winch required for UTV (sold separately)

ATV SWITCHBLADE

- 16" high stamped steel blade technology adjusts to either 48" or 60" width
- Robust square-tube steel chassis with strategically placed reinforcements
- 5-position blade angle
- Easy-to-Assemble and install universal under-body mount
- Includes adjustable height shoes
- Requires winch or manual lift (sold separately)
- Assembles in under 1-hour
- Box (34-1/2" L x 17-3/4" W x 8" H) fits in the back of your vehicle for easy transport, 114 lbs.
- Stamped reinforced 13-gauge Steel blade panels
- Visit kolpin.com/fitment-guides for the most up to date fitment chart

17-0000 - \$ 419.99




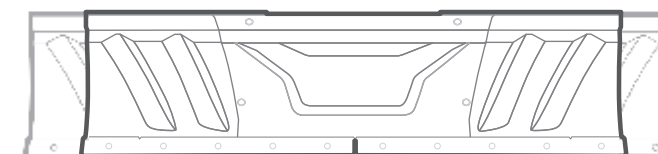
1 YEAR
PLOW WARRANTY

FULLY ADJUSTABLE
SET TO EITHER 48" OR 60" WIDTH

UTV SWITCHBLADE

- 16" high stamped steel blade technology adjusts to either 60" or 72" width
- Robust square-tube steel chassis with strategically placed reinforcements
- 5-position blade angle
- Easy-to-Assemble and install universal under-body mount
- Includes adjustable height Shoes
- Requires winch (sold separately)
- Assembles in under 1-hour
- Box (34-1/2" L x 18" W x 8" H) fits in the back of your vehicle for easy transport, 130 lbs.
- Stamped reinforced 13-gauge Steel blade panels
- Visit kolpin.com/fitment-guides for the most up to date fitment chart

17-5000 - \$ 519.99



1 YEAR
PLOW WARRANTY

FULLY ADJUSTABLE
SET TO EITHER 60" OR 72" WIDTH



SNOW PLOW ACCESSORIES

PLOW WITH EFFICIENCY AND COMFORT

Increase your efficiency, comfort and control with our full line up of plowing accessories.

ATV MANUAL QUICK LIFT

- Manually raise and lower plow blade with minimal effort from the driver's seat
- Attaches to front rack with the included EZ Mount system
- 4-position ratcheting handle

15-0030 - \$ 189.99



ATV MANUAL LIFT - UNDER BODY MOUNT

- For use with Kolpin 33-0070
- Require little effort to lift blade
- Lift removes with the push tube, so when you're trail riding the equipment is not in your way

15-0090 - \$ 199.99



FRONT-CONNECT TRACKED VEHICLE PLOW EXTENSION

- Required when UTV Conqueror plow 35-0070 is installed on vehicle with Tracks
- Easy installation in 30 minutes or less
- Tool-less quick-connect to vehicles

35-0350 - \$ 249.99



ATV TRACK EXTENSION KIT

- 11.0" plow extender required for Kolpin snow plow fitment to tracked ATV
- Compatible with Storm Chaser (33-0070), High Rise (33-0000) push tubes & Power Angle (33-0100)
- Quick & easy assembly in 15-minutes

33-0350 - \$ 169.99



SYNTHETIC WINCH ROPES

- 12ft, 1/4" diameter rope. Designed for plow lifting
- 39ft, 1/4" diameter rope. Designed to replace factory rope/cable
- 50ft, 3/16" diameter rope. Designed to replace factory rope/cable

12FT - MAX WEIGHT CAP. 6500 LBS - 85075 - \$ 39.99

39FT - MAX WEIGHT CAP. 6500 LBS - 85064 - \$ 89.99

50FT - MAX WEIGHT CAP. 3500 LBS - 85065 - \$ 89.99



SNOW PLOW BLADE WINGS

- Provides superior snow control and cutting while plowing
- Precision fit for Kolpin steel blades (NOT compatible with Poly Blades)
- Adds 4 inches of width to your plow blade



31-0010 (PAIR) - \$ 149.99

RUBBER PLOW BLADE FLAP

- Rubber Blade Flap fits plow blades with widths 48" - 72" (Cut flap to proper size)
- Keeps snow from flying into your face
- Includes hardware, drilling is required to mount to blade
- 1/4" Thick, 72 x 6 x 1/4

10-0190 - \$ 39.99



PLOW MARKER KIT

- Increases visibility of plow edges for added safety
- Easily bolts to sides of plow blades

KOLPIN BLADES (PAIR) - 10-0145 - \$ 14.99

Fits all Kolpin Steel & Poly blades; 90° bend base

STANDARD (PAIR) - 10-0140 - \$ 14.99

- Drilling may be required
- Mounts with 5/16"x 1" bolts to top outside edges of blades at 45° bend



ATV HEATED GRIPS

- Keep your hands warm and comfortable with soft heated grips
- Multiple settings for optimal temperature control
- Easy to install with fully assembled, plug-n-play electrical connectors to any standard ATV or snowmobile with 7/8" handlebar

50-0360 - \$ 59.99



GEARTECTOR HANDLEBAR MITTS

- Extra large, reinforced opening for easy access to handlebars and controls
- Plush lining to keep your hands warm
- Locking draw cord to securely seal to handlebars

BLACK - 92185 - \$ 34.99

PURSUIT CAMO - 92180 - \$ 37.99



PLOW LIFT STRAP

- Durable strap designed to replace winch rope designed to minimize breakage due to repetitive plowing lifting cycles
- Wide nylon webbing design reduces binding & kinking associated with synthetic ropes & steel cables

85092 - \$ 33.99



SNOW PLOW LIFT PULLEY KIT

- Enhances operation of front-mounted plow systems
- Compatible with Storm Chaser push tube frames 33-0070
- Doubles the lift capacity of any winch
- Provides better control of plow height

20-0050 - \$ 32.99



SKID SHOE KITS

- Steel construction/corrosion resistant plating
- Includes (2) Skid Shoes and mounting pins

31-1255 - HEAVY-DUTY - 7MM - \$ 53.99

- Fits all Kolpin Steel blades

31-2155 - HEAVY-DUTY - 7MM - \$ 52.99

- Fits all Kolpin Poly blades



PLOW BLADE WEAR BARS

- Easy-to-install factory replacement, double-sided wear bars
- Hardware included

STEEL BLADE STANDARD:

6-GAUGE, 2" HEIGHT, 3/16" THICK

48" - 31-1148 - \$ 34.99

52" - 31-1152 - \$ 37.99

60" - 31-1160 - \$ 39.99

66" - 31-1166 - \$ 46.99

72" - 31-1172 - \$ 49.99

STEEL BLADE HEAVY-DUTY:

3-GAUGE, 3" HEIGHT, 1/4" THICK

48" - 31-1248 - \$ 54.99

52" - 31-1252 - \$ 56.99

60" - 31-1260 - \$ 59.99

66" - 31-1266 - \$ 64.99

72" - 31-1272 - \$ 67.99

POLY BLADE WEAR BAR

60" - 31-2160 - \$ 54.99

72" - 31-2172 - \$ 64.99

SWITCHBLADE - 17-5100 - \$ 49.99



V-BAR TIRE CHAINS

- Hardened steel v-bars attached to 4-link 9" cross chains for great penetration and ultimate off-road traction
- Durable steel construction
- "B" size chains fit most ATV/UTV models tire sizes 24 x 9 x 10 - 26 x 8 x 12
- "C" size chains fit most ATV/UTV models tire sizes 24 x 10 x 12 - 28 x 10 x 12
- "D" size chains fit most ATV/UTV models tire sizes 30 x 10 x 14 - 29 x 11 x 14
- Please check the fitment chart on kolpin.com for tire size specific



"B" SIZE CHAINS (PAIR) - 50-0020 - \$ 64.99

"C" SIZE CHAINS (PAIR) - 50-0030 - \$ 79.99

"D" SIZE CHAINS (PAIR) - 50-0060 - \$ 99.99



QUICK MOUNT WINCHES

PULL YOURSELF OUT OF ANY SITUATION

- Pre-mounted and pre-wired winch, leads and contactor
- Installs on vehicle in 45-minutes
- OEM quick-connect electrical connectors included (where applicable)
- Cable Extension available for crew vehicles (85095 - not included)



MODEL	YEAR	STEEL 2500 LB.	SYNTH 3500 LB.	SYNTH 4500 LB.
HONDA				
TRX 420 Rancher (non-AT IRS models)	2014	26-1020	26-1030	
TRX 420 Rancher (All)	2015-2022	26-1020	26-1030	
TRX 500 / 520 Rubicon (All)	2015-2022	26-1020	26-1030	
TRX 500 / 520 Foreman (All)	2014-2022	26-1020	26-1030	
SxS Pioneer 700 / 700-4 (All)	2014-2022		26-1040	
SxS Pioneer 1000 / 1000-5 (All)	2016-2022			26-1000
Talon 1000	2019-2021			26-1050
Talon 1000-4	2020-2021			26-1050
KAWASAKI				
Mule Pro - FXT / Pro-DXT	2015-2022			26-2000
Mule Pro - FX / Pro DX	2016-2022			26-2000
Mule Pro FXR	2018-2022			26-2000
POLARIS				
330 Sportsman ETX	2015	26-3200	26-3210	
400 Hawkeye (All)	2011-2014	26-3200 _a	26-3210 _a	
400 Sportsman (All)	2011-2014	26-3200 _a	26-3210 _a	
450 Sportsman (All)	2016-2022	26-3200	26-3210	
500 Sportsman (All)	2011-2013	26-3200 _a	26-3210 _a	
550 Sportsman (All)	2012-2014	26-3200	26-3210	
570 Sportsman (All)	2014-2022	26-3200	26-3210	
570 Sportsman Touring	2014-2022	26-3200	26-3210	
570 X2 Sportsman	2015-2021	26-3200	26-3210	
570 Sportsman 6x6	2017-2022	26-3200	26-3210	
800 Sportsman (All)	2012-2014	26-3200 _a	26-3210 _a	
800 Sportsman 6x6	2013-2015	26-3200 _a	26-3210 _a	
850 Scrambler (All)	2013-2022	26-3200	26-3210	
850 Sportsman (All)	2009-2022	26-3200	26-3210	
850 Sportsman Touring	2015-2022	26-3200	26-3210	
850 Sportsman Highlifter	2016-2021	26-3200	26-3210	
1000 Scrambler (All not 55")	2014-2018	26-3200	26-3210	
1000 XP Sportsman (All not 55")	2015-2022	26-3200	26-3210	
1000 Sportsman Touring	2015-2022	26-3200	26-3210	
Ranger EV/LSV (Mid-Size, Round ROPS)	2010-2014		26-3025	
Ranger EV/ETX (Mid-Size, Profile ROPS)	2015-2022		26-3025	
Ranger 400 4x4	2010-2014		26-3025	
Ranger 500 4x4 (Mid-Size, Round ROPS)	2011-2013		26-3025	
Ranger 500 (Mid-Size, Profile ROPS)	2017-2021		26-3025	
Ranger 570 (Mid-Size, Profile ROPS)	2015-2021		26-3025	
Ranger Crew 570 (Mid-Size, Profile ROPS)	2015-2021		26-3025 _a	
Ranger 570 4x4 (Mid-Size, Round ROPS)	2014		26-3025	
Ranger 570 4x4 (Full-Size, Round ROPS)	2016-2022		26-3025	



MODEL	YEAR	STEEL 2500 LB.	SYNTH 3500 LB.	SYNTH 4500 LB.
POLARIS CONT.				
Ranger 570 Crew (Full-Size, Round ROPS)	2016-2022		26-3025 _a	
Ranger 570 SP	2022		26-3430	
Ranger 800 (Mid-Size, Round ROPS)	2013-2014		26-3025	
Ranger XP 800 (Full-Size)	2010-2014		26-3025	
Ranger XP 800 Crew (Full-Size)	2010-2014		26-3025 _a	
Ranger XP 570 (Full-Size, Profile ROPS)	2015-2016			26-3000
Ranger XP 570 Crew (Full-Size, Profile ROPS)	2015-2016			26-3000 _a
Ranger XP 900 (All)	2013-2019			26-3000
Ranger XP 900 Crew (Profile Tube)	2014-2019			26-3000 _a
Ranger XP 1000 (All)	2017			26-3000
Ranger XP 1000 Crew	2017-2018			26-3000 _a
Ranger XP 1000	2018-2022			26-3000
Ranger XP 1000 Crew	2019-2022			26-3000
Ranger 1000 / Ranger Crew 1000	2020-2022			26-3000
Ranger Diesel HST / 1000 Diesel	2015-2018			26-3000
Ranger 1000 Diesel Crew	2015-2018			26-3000 _a
YAMAHA				
700 Grizzly	2016-2022	26-5000		
700 Kodiak (All)	2016-2022	26-5000		

^a Requires Extra Long Battery Connection Cable Kit PN 85095

26-1000 \$ 479.99	26-1020 \$ 309.99	26-1030 \$ 409.99	26-1040 \$ 399.99	26-1050 \$ 499.99	26-2000 \$ 469.99
26-3000 \$ 469.99	26-3025 \$ 399.99	26-3200 \$ 319.99	26-3210 \$ 389.99	26-3430 \$ 439.99	26-5000 \$ 319.99

5-YEAR
MECHANICAL WARRANTY

3-YEAR
ELECTRICAL WARRANTY

NOTES:



WINCH & WINCH ACCESSORIES

PULL YOURSELF OUT OF ANY SITUATION

Kolpin ATV & UTV winches give you the reliability and power to pull your way out of any sticky situation.

5-YEAR MECHANICAL WARRANTY
3-YEAR ELECTRICAL WARRANTY

KOLPIN WINCHES

- Weather-proof sealed drums and motor are protected against the elements
- Pre-wound with 50' rope or cable, except 25-9455 (39' rope)
- Heavy-duty wiring with quick-connect harness
- Includes 96" battery leads
- Premium handlebar mount controls
- Heavy-duty 4-way roller fairlead & hardware included
- 3500 & 4500 lbs. winches include hand-held remote control
- Synthetic rope winches include rubber winch stop
- Winch mounts sold separately, please see pgs 120-141 for vehicle mount options



Steel



Synthetic

WINCH	2500 LBS.	3500 LBS.	4500 LBS.
STEEL CABLE	25-9250 \$ 249.99	25-9350 \$ 279.99	25-9450 \$ 349.99
SYNTHETIC ROPE	25-9255 \$ 299.99	25-9355 \$ 369.99	25-9455 \$ 399.99

WINCH MOUNTS (ATV/UTV)

- Durable winch mount kits provide the necessary hardware to mount Kolpin winches to your vehicle
- Made with 7-gauge steel
- Powder coat paint protection
- On some winch/winch mount combinations, the roller hawse will be included with the winch
- See page 116-137 for fitment chart



25-XXXX - \$ 89.99

SYNTHETIC WINCH ROPES

- 12ft, $\frac{1}{4}$ " diameter rope. Designed for plow lifting
- 39ft, $\frac{1}{4}$ " diameter rope. Designed to replace factory rope/cable
- 50ft, $\frac{3}{16}$ " diameter rope. Designed to replace factory rope/cable

12FT - MAX WEIGHT CAP. 6500 LBS
85075 - \$ 39.99

39FT - MAX WEIGHT CAP. 6000 LBS
85064 - \$ 89.99

50FT - MAX WEIGHT CAP. 4000 LBS
85065 - \$ 89.99



PLOW LIFT STRAP

- Durable strap designed to replace winch rope designed to minimize breakage due to repetitive plowing lifting cycles
- Wide nylon webbing design reduces binding & kinking associated with synthetic ropes & steel cables
- Reduces wear and tear on hawse and roller fairleads
- Compatible with any winch with rope size up to $\frac{1}{4}$ " diameter



85092 - \$ 33.99

WIRELESS WINCH REMOTE

- Universal, water-resistant, wireless winch remote provides cord-free winch control
- 50-ft. Range
- On/Off, In/Out buttons and Power Indicator
- Mountable storage holster included
- Receiver works with virtually any ATV/UTV winch
- Includes all mounting hardware & installs in 20-minutes



25-0500 - \$ 139.99

BOLT-ON RUBBER WINCH STOP

- Two-piece design installs easily around winch cable or rope
- For use with steel cables or synthetic ropes up to $\frac{1}{2}$ " diameter
- Increases the life of cables, synthetic ropes and fairleads



85080 - SINGLE - \$ 11.99

85086 - ORDER IN MULTIPLES OF 18

AUTO-STOP KITS

- Works to automatically stop winch at end of rope pull or plow lift
- Integrated Aluminum Hawse Fairlead
- Requires synthetic winch rope - sold separately (not compatible with steel cable)
- Installs easily in place of stock fairlead
- All mounting hardware included



25-0600 - ATV - 4.875" - \$ 109.99

25-0650 - UTV - 6" - \$ 109.99

ATV/UTV SNATCH BLOCK PULLEY

- 4-Ton Max Weight Limit
- Increase your pulling power For use with up to $\frac{5}{16}$ " diameter winch Ropes or steel cables
- All steel construction for extra strength & long life



25-0400 - \$ 24.99

WINCH ELECTRIC CONTACTOR

- Compatible with Kolpin Winch Kits, Rocker Switches and Corded Hand Held Switch
- Protects your ATV/UTV electrical system and switches the power distribution of your winch that is controlled by your switches

85068 - \$ 44.99

STANDARD ROLLER FAIRLEAD

- Designed to reduce cable wear, especially on sharp angle pulls
- Compatible with Kolpin Winch Kits
- Bolt pattern is standard 4.875"
- Works with synthetic rope and steel cables

STEEL - 85069 - \$ 34.99

WIDE ROLLER FAIRLEAD

- Designed to reduce cable wear, especially on sharp angle pulls
- Compatible with Kolpin Winch Kits
- Bolt pattern is 6"
- Works with synthetic rope and steel cables

STEEL - 85087 - \$ 39.99

ALUMINUM HAWSE FAIRLEAD

- Compatible with Kolpin Synthetic Rope Winch Kits
- Bolt pattern is standard 4-7/8"
- Machined Smooth Aluminum Finish
- Works only with synthetic ropes

ALUMINUM - 85070 - \$ 44.99

FORGED STEEL WINCH HOOK

- Heavy-Duty Zinc Plated Steel
- Clevis pin included
- Compatible with most winches

RPR0108 - \$ 13.99



CORDED HAND HELD SWITCH

- Compatible with Kolpin Winch Kits & Rocker Switches
- Control your winch from a distance
- Includes socket plug and 11' 4" length of corded wiring

85067 - \$ 44.99

UTV DASH ROCKER SWITCH KIT

- Mountable to UTV dashboard, allows winch control from cab of UTV
- Quick-connect plug for hassle-free installation
- Snap-in installation requires standard UTV mounting hole

25-0700 - \$ 54.99

MINI ROCKER SWITCH

- Compatible with Kolpin winch kits
- Control your winch with just the touch of your finger while your hands are on the handlebar
- Includes 7/8" diameter handlebar clamp, mounting bracket and hardware

85066 - \$ 32.99

BATTERY CONNECTION CABLES

- Heavy-duty 6-gauge connection cables rated to 600 volts
 - Color-coded ring terminal end for easy installation
 - Compatible with Kolpin winch kits
- SHORT 36" (PAIR) - 85089 - \$ 33.99**
LONG 96" (PAIR) - 85090 - \$ 59.99
EXTRA LONG 144" (PAIR) - 85095 - \$ 64.99

STEEL CABLE

- Compatible with all Kolpin winches
- 3/16" diameter x 50' length
- Super-duty galvanized aircraft cable
- Heavy-duty thimble cable loop on hook end

2500 LB - 85062 - \$ 34.99

3500/4500 LB - 85063 - \$ 49.99





POLY ROOFS

LIGHTWEIGHT SUN & RAIN PROTECTION.

Restyled, strong, lightweight and dependable. Keep out the sun, rain and snow! We've got a lineup of roofs for today's most popular UTVs.

SEE PAGE 126-137 FOR FITMENT CHART, PART NUMBER AND PRICE

THERMOFORMED ROOFS

- UV-Stabilized Super durable HWPE (High-Molecular Weight Polyethylene)
- Robotically trimmed and drilled for precision fitment
- Compatible with Kolpin Windshields & Back Panels
- Prices starting at **\$ 199.99**

SEE PAGE 130-141 FOR FITMENT CHART, PART NUMBER AND PRICE

ROTO-MOLDED CUSTOM FIT ROOF

- UV-Stabilized Roto-molded Polyethylene

SEE PAGE 130-141 FOR FITMENT CHART, PART NUMBER AND PRICE


POLARIS YOUTH COMBO KITS

- Provides extra protection for the Youth RZR 170 and Youth Ranger 150
- Includes Poly Roof, Poly Front Windshield & Poly Rear Windshield
- Windshields are constructed of 1/8" abrasive resistant polycarbonate
- Easy installation with included hardware

RZR 170 - 2100 - \$ 339.99

RZR 200 - 2110 - \$ 399.99


RANGER 150 - 2150 - \$ 399.99







METAL ROOFS

- Heavy-duty 14-gauge thick steel panel construction or 10-gauge aluminum panel construction
- Integrated visor for protection and accessory mounting
- Includes rubber seals for placement in-between roll cage and roof to minimize noise and wear
- Quick and easy install in less than 30-minutes
- Compatible with Kolpin glass windshields and select back panels
- Stiffening ribs added to the construction of some models



SEE PAGE 126-137 FOR FITMENT CHART, PART NUMBER AND PRICE



METAL ROOFS

WE'VE GOT YOU COVERED

Durable, strong, metal roofs to protect you and your riders from the elements and fit tightly on your UTV roll cage. We've got a lineup of metal roofs for today's most popular UTVs.

SEE PAGE 126-137 FOR FITMENT CHART, PART NUMBER AND PRICE



POLY WINDSHIELDS

A CLEAR VIEW OF THE JOURNEY AHEAD.

Customize your UTVs cab with the Poly Windshield that's right for your journey. We have a wide variety of Poly Shield options in half, full, rear and tilting styles for today's most popular UTVs.

SEE PAGE 126-137 FOR FITMENT CHART, PART NUMBERS AND PRICE

WINDSHIELD STYLES

HALF-FIXED

- Lip on upper shield deflects air over operator and passenger
- Easy-to-install and no drilling required
- Scratch-resistant finish
- Extremely durable - injection molded c-clamps
- Trailerable
- Average height is 9-9-1/2"



FULL-FIXED

- Custom design for each vehicle model
- Easy-to-install and no drilling required
- Extremely durable - injection molded c-clamps
- Trailerable
- Compatible with roofs
- Scratch-resistant finish



FULL-TILT

- Versatile three-position tilt mechanism permits airflow into the driver compartment if desired
- Opens 3" or 5-1/2"
- Easy-to-install and no drilling required
- Removable without tools
- Extremely durable - injection molded c-clamps
- Trailerable in closed and locked position
- Scratch-resistant finish



REAR

- Provides barrier to keep debris from swirling into the cab
- Easy-to-install and no drilling required
- Extremely durable - injection molded c-clamps





GLASS WINDSHIELDS

HEAVY-DUTY PROTECTION & A CLEAR VIEW.

Heavy-duty, steel-framed DOT-Approved glass windshields for maximum durability and visibility. Today's most popular UTV models can be customized with these new shields that feature (2) sliding air vents and can accept wiper kits (sold separately).

SEE PAGE 126-137 FOR FITMENT CHART, PART NUMBERS AND PRICE

GLASS WINDSHIELDS

- Fits with OEM & Kolpin Roofs
- Designed and pre-drilled to accommodate wiper kits (sold separately)
- High-quality, scratch resistant, DOT-approved, laminated safety glass
- Durable, powder-coated, 14-gauge steel frame, with e-coat primer for long-lasting durability
- Wraps around and mounts securely to A-Pillars to create a no-gap seal
- Dual sliding vents increase in-cab air-flow
- Model-specific design with rubber gasket for seamless vehicle integration
- Installs in 15-minutes



SEE PAGE 130-141 FOR FITMENT CHART, PART NUMBER AND PRICE

28200

MANUAL WIPER KIT

- Easy hand-operated durable UTV wiper
- Quick-install with most Kolpin glass windshields
- Quick & easy install to poly windshields (Kolpin and other brands)
- 28000 - 13" steel arm with a 12" rubber blade
- 28005 - 10" steel arm with a 10" rubber blade
- 28010 - 10" steel arm with 10" & 12" rubber blades



28000



28005

28000 - \$ 44.99

28005 - \$ 44.99

28010 - \$ 54.99

					STORM CHASER / HIGH RISE PLOW		SWITCHBLADE PLOW FITMENT	QUICK-MOUNT WINCH HIT		ATV WINCH MOUNT
ATV MODEL	YEAR	RECEIVER HITCH	SUSPENSION LOCK		VEHICLE MOUNT	UNIVERSAL MOUNT		STEEL 2500 LB	SYNTHETIC 3500 LB	
ARCTIC CAT / TEXTRON					ARCTIC CAT / TEXTRON					
All IRS Models	ALL	OEM 2"	85200 \$ 79.99							
250 2x4	2006-2007				15-5531 \$ 99.99	15-0050 \$ 99.99	17-0000 \$419.99			
400i 4x4 (With IRS)	2002-2004	OEM 2"	85200 \$ 79.99		15-6540 \$ 99.99		17-0000 \$419.99			
400 4x4 TRV	2005-2015	OEM 2"	85200 \$ 79.99		15-6550 \$ 99.99	15-0050 \$ 99.99				
400 4x4	2005-2014	OEM 2"	85200 \$ 79.99							OEM Equipped
450i 4x4	2010-2012	OEM 2"	85200 \$ 79.99		15-6550 \$ 99.99	15-0050 \$ 99.99	17-0000 \$419.99			OEM Equipped
500 4x4	2002-2004				15-6540 \$ 99.99		17-0000 \$419.99			
500 4x4 (non-XR and non-Alterra)	2005-08, 2013-17	OEM 2"	85200 \$ 79.99		15-6550 \$ 99.99	15-0050 \$ 99.99	17-0000 \$419.99			OEM Equipped
550 4x4 (non-XR and non-Alterra)	2009-2015	OEM 2"	85200 \$ 79.99		15-6550 \$ 99.99	15-0050 \$ 99.99	17-0000 \$419.99			OEM Equipped
650 4x4	2004	OEM 2"	85200 \$ 79.99		15-6540 \$ 99.99		17-0000 \$419.99			
650 4x4	2005-2010	OEM 2"	85200 \$ 79.99		15-6550 \$ 99.99	15-0050 \$ 99.99	17-0000 \$419.99			OEM Equipped
700 4x4 (non-XR and non-Alterra)	2006-2017	OEM 2"	85200 \$ 79.99		15-6550 \$ 99.99	15-0050 \$ 99.99	17-0000 \$419.99			OEM Equipped
700 4x4 Diesel	2007-2010	OEM 2"	85200 \$ 79.99		15-6550 \$ 99.99	15-0050 \$ 99.99	17-0000 \$419.99			OEM Equipped
700 4x4 Diesel	2011-2012	OEM 2"	85200 \$ 79.99							OEM Equipped
1000 4x4 TRV	2008-2017	OEM 2"	85200 \$ 79.99		15-6550 \$ 99.99	15-0050 \$ 99.99	17-0000 \$419.99			OEM Equipped
Alterra & XR (ALL)	2015-2017	OEM 2"	85200 \$ 79.99		15-6580 \$ 99.99	15-0050 \$ 99.99	17-0000 \$419.99			
Alterra 300/500/570/700	2018-2020	OEM 2"	85200 \$ 79.99		15-6580 \$ 99.99	15-0050 \$ 99.99	17-0000 \$419.99			
VLX 700 / TBX 700	2017-2020	OEM 2"			15-6550 \$ 99.99	15-0050 \$ 99.99	17-0000 \$419.99			
CAN-AM					CAN-AM					
330 Outlander	2004-2005									25-7060 \$ 89.99
400 Outlander	2003-2014				15-7561 \$ 99.99		17-0000 \$419.99			25-7060 \$ 89.99
450/500/570 Outlander L	2015-2016				15-7580 \$ 99.99		17-0000 \$419.99			OEM Equipped
450/570 Outlander	2016-2021				15-7580 \$ 99.99		17-0000 \$419.99			OEM Equipped
500 Quest	2003				15-7511 \$ 99.99	15-0050 \$ 99.99	17-0000 \$419.99			OEM Equipped
500 Renegade	2008-2011				15-7561 \$ 99.99		17-0000 \$419.99			
500 Traxter	1999-2005				15-7511 \$ 99.99	15-0050 \$ 99.99	17-0000 \$419.99			
500 Outlander	2007-2012				15-7561 \$ 99.99		17-0000 \$419.99			25-7060 \$ 89.99
500 Outlander	2013-2014	OEM 2"			15-7580 \$ 99.99		17-0000 \$419.99			OEM Equipped
650 Quest	2002-2004				15-7511 \$ 99.99	15-0050 \$ 99.99	17-0000 \$419.99			
650 Traxter	2005				15-7511 \$ 99.99	15-0050 \$ 99.99	17-0000 \$419.99			
650 Outlander	2006-2012				15-7561 \$ 99.99		17-0000 \$419.99			25-7060 \$ 89.99
650 Outlander	2013-2021	OEM 2"			15-7580 \$ 99.99		17-0000 \$419.99			OEM Equipped
800 & 800R Outlander (all)	2006-2011				15-7561 \$ 99.99		17-0000 \$419.99			25-7060 \$ 89.99
800 Renegade	2007-2011				15-7561 \$ 99.99		17-0000 \$419.99			
800R Outlander Max	2012				15-7561 \$ 99.99		17-0000 \$419.99			25-7060 \$ 89.99
800R / 850 Outlander	2012-2021	OEM 2"			15-7580 \$ 99.99		17-0000 \$419.99			OEM Equipped
1000 Outlander	2012-2014	OEM 2"			15-7580 \$ 99.99		17-0000 \$419.99			OEM Equipped
ALL RENEGADE MODELS	2011-2021				15-7580 \$ 99.99		17-0000 \$419.99			
ALL OUTLANDER AND MAX MODELS	2015-2021	OEM 2"			15-7580 \$ 99.99		17-0000 \$419.99			OEM Equipped

					STORM CHASER / HIGH RISE PLOW		SWITCHBLADE PLOW FITMENT	QUICK-MOUNT WINCH HIT		ATV WINCH MOUNT
ATV MODEL	YEAR	RECEIVER HITCH	SUSPENSION LOCK		VEHICLE MOUNT	UNIVERSAL MOUNT		STEEL 2500 LB	SYNTHETIC 3500 LB	
CF-MOTO					CF-MOTO					
CFORCE 400	2016-2020	85100 \$ 79.99	85200 \$ 79.99							
CFORCE 400 (not S model)	2016-2018	85100 \$ 79.99	85200 \$ 79.99		15-9000 \$ 99.99	15-0050 \$ 99.99	17-0000 \$419.99			
CFORCE 400 S	2019-2020	85100 \$ 79.99	85200 \$ 79.99			15-0050 \$ 99.99	17-0000 \$419.99			
CFORCE 500	2013-2020	OEM 2"	85200 \$ 79.99							
CFORCE 500 (not S model)	2013-2018	OEM 2"	85200 \$ 79.99		15-9000 \$ 99.99	15-0050 \$ 99.99	17-0000 \$419.99			
CFORCE 500 S	2017-2020	OEM 2"	85200 \$ 79.99			15-0050 \$ 99.99	17-0000 \$419.99			
CFORCE 600	2013-2020	OEM 2"	85200 \$ 79.99							
CFORCE 600 (not Touring model)	2013-2020	OEM 2"	85200 \$ 79.99		15-9000 \$ 99.99	15-0050 \$ 99.99	17-0000 \$419.99			
CFORCE 600 Touring	2020	OEM 2"	85200 \$ 79.99			15-0050 \$ 99.99	17-0000 \$419.99			
CFORCE 800	2013-2020	OEM 2"	85200 \$ 79.99							
CFORCE 800 (not XC model)	2013-2017	OEM 2"	85200 \$ 79.99		15-9000 \$ 99.99	15-0050 \$ 99.99	17-0000 \$419.99			
CFORCE 800 XC	2018-2020	OEM 2"	85200 \$ 79.99			15-0050 \$ 99.99	17-0000 \$419.99			
HONDA					HONDA					
TRX 250 Recon	1998-2020		SLUSA \$ 59.99		15-1521 \$ 99.99	15-0050 \$ 99.99	17-0000 \$419.99			
TRX 300 Fourtrax	1993-2000		SLUSA \$ 59.99		15-1510 \$ 99.99		17-0000 \$419.99			25-1042 \$ 89.99
TRX 350 Rancher	2000-2003	85155 \$ 79.99	SLUSA \$ 59.99		15-1550 \$ 99.99		17-0000 \$419.99			25-1080 \$ 89.99
TRX 350 Rancher	2004-2006	85155 \$ 79.99	SLUSA \$ 59.99		15-1591 \$ 99.99	15-0050 \$ 99.99	17-0000 \$419.99			25-1081 \$ 89.99
TRX 400 Foreman (Twin Shock Straight Axle)	1995-2003	85150 \$ 79.99	SLUSA \$ 59.99		15-1580 \$ 99.99		17-0000 \$419.99			25-1061 \$ 89.99
TRX 400 Rancher AT (Single Shock Straight Axle)	2004-2007	85155 \$ 79.99	SLUSA \$ 59.99		15-1591 \$ 99.99	15-0050 \$ 99.99	17-0000 \$419.99			25-1081 \$ 89.99
TRX 420 Rancher (Single Shock Straight Axle)	2007-2013	85155 \$ 79.99	SLUSA \$ 59.99		15-1620 \$ 99.99	15-0050 \$ 99.99	17-0000 \$419.99			25-1210 \$ 89.99
TRX 420 Rancher AT (IRS models)	2009-2014	85100 \$ 79.99	85200 \$ 79.99		15-1620 \$ 99.99	15-0050 \$ 99.99	17-0000 \$419.99			25-1210 \$ 89.99
TRX 420 Rancher (Single Shock Straight Axle)	2015-2021	85140 \$ 79.99	SLUSA \$ 59.99		15-1630 \$ 99.99	15-0050 \$ 99.99	17-0000 \$419.99	26-1020 \$339.99	26-1030 \$429.99	25-1270 \$ 89.99
TRX 420 Rancher (non-AT IRS models)	2014-2021		85200 \$ 79.99		15-1630 \$ 99.99	15-0050 \$ 99.99	17-0000 \$419.99	26-1020 \$339.99	26-1030 \$429.99	25-1270 \$ 89.99
TRX 450 Foreman	1998-2004	85150 \$ 79.99	SLUSA \$ 59.99		15-1580 \$ 99.99		17-0000 \$419.99			25-1061 \$ 89.99
TRX 500 Foreman	2005-2006	85150 \$ 79.99	SLUSA \$ 59.99		15-1600 \$ 99.99	15-0050 \$ 99.99	17-0000 \$419.99			25-1140 \$ 89.99
TRX 500 Foreman	2007-2011	85150 \$ 79.99	SLUSA \$ 59.99		15-1600 \$ 99.99	15-0050 \$ 99.99	17-0000 \$419.99			25-1200 \$ 89.99
TRX 500 Foreman	2012-2013				15-1610 \$ 99.99	15-0050 \$ 99.99	17-0000 \$419.99			25-1220 \$ 89.99
TRX 500 Rubicon	2001-2004	85150 \$ 79.99	SLUSA \$ 59.99		15-1560 \$ 99.99		17-0000 \$419.99			25-1090 \$ 89.99
TRX 500 Rubicon	2005-2006	85150 \$ 79.99	SLUSA \$ 59.99		15-1600 \$ 99.99	15-0050 \$ 99.99	17-0000 \$419.99			25-1161 \$ 89.99
TRX 500 Rubicon	2007-2014	85150 \$ 79.99	SLUSA \$ 59.99		15-1600 \$ 99.99	15-0050 \$ 99.99	17-0000 \$419.99			25-1200 \$ 89.99
TRX 500 / 520 Foreman (Single Shock Straight Axle)	2014-2021	85140 \$ 79.99	SLUSA \$ 59.99		15-1630 \$ 99.99	15-0050 \$ 99.99	17-0000 \$419.99	26-1020 \$339.99	26-1030 \$429.99	25-1240 \$ 89.99
TRX 500 / 520 Rubicon (IRS models)	2015-2021		85200 \$ 79.99		15-1630 \$ 99.99	15-0050 \$ 99.99	17-0000 \$419.99	26-1020 \$339.99	26-1030 \$429.99	25-1240 \$ 89.99
TRX 650/680 Rincon (must use OEM ball mount)	2003-2020	85100 \$ 79.99	85200 \$ 79.99		15-1570 \$ 99.99	15-0050 \$ 99.99	17-0000 \$419.99			25-1190 \$ 89.99
HAWASAKI					HAWASAKI					
300 Brute Force	2012-2021		SLUSA \$ 59.99			15-0050 \$ 99.99	17-0000 \$419.99			OEM Equipped
360 Prairie	2003-2005	85160 \$ 89.99	SLUSA \$ 59.99		15-2590 \$ 99.99	15-0050 \$ 99.99	17-0000 \$419.99			25-2150 \$ 89.99
360 Prairie	2006-2013	85160 \$ 89.99	SLUSA \$ 59.99		15-2590 \$ 99.99	15-0050 \$ 99.99	17-0000 \$419.99			25-2290 \$ 89.99
650 Brute Force 4x4	2005-2013	85160 \$ 89.99	SLUSA \$ 59.99		15-2570 \$ 99.99	15-0050 \$ 99.99	17-0000 \$419.99			25-2310 \$ 89.99
650 Brute Force 4x4i (IRS Model)	2006-2013	85100 \$ 89.99	85200 \$ 79.99		15-2610 \$ 99.99	15-0050 \$ 99.99	17-0000 \$419.99			25-2310 \$ 89.99
650 Prairie 4x4	2002-2003	85160 \$ 89.99	SLUSA \$ 59.99		15-2570 \$ 99.99	15-0050 \$ 99.99	17-0000 \$419.99			25-2131 \$ 89.99

					STORM CHASER / HIGH RISE PLOW		SWITCHBLADE PLOW FITMENT	QUICK-MOUNT WINCH HIT		ATV WINCH MOUNT
ATV MODEL	YEAR	RECEIVER HITCH	SUSPENSION LOCK		VEHICLE MOUNT	UNIVERSAL MOUNT		STEEL 2500 LB	SYNTHETIC 3500 LB	
HAWASAKI CONT.					HAWASAKI CONT.					
700 Prairie 4x4	2004-2006	85160 \$ 89.99	SLUSA \$ 59.99		15-2570 \$ 99.99	15-0050 \$ 99.99	17-0000 \$419.99			25-2131 \$ 89.99
750 Brute Force 4x4i	2005-2021	85100 \$ 79.99	85200 \$ 79.99		15-2610 \$ 99.99	15-0050 \$ 99.99	17-0000 \$419.99			25-2310 \$ 89.99
POLARIS				POLARIS						
ACE / ACE 570 / ACE 900	2014-2019	OEM 1.25"			15-3685 \$ 99.99	15-0050 \$ 99.99	17-0000 \$419.99			25-3350 \$ 89.99
250 4x4 & 4x6	1989-2001				15-3520 \$ 99.99		17-0000 \$419.99			
Hawkeye 2x4 / 4x4	2006-2011					15-0050 \$ 99.99	17-0000 \$419.99			
300 Xplorer 4x4	1997-1999									25-3043 \$ 89.99
300 Sportsman	2008-2010					15-0050 \$ 99.99	17-0000 \$419.99			25-3280 \$ 89.99
325 Magnum	2000-2002									25-3043 \$ 89.99
330 Magnum & ATP	2003-2005				15-3591 \$ 99.99		17-0000 \$419.99			25-3043 \$ 89.99
330 Sportsman ETX	2015	85185 \$ 89.99	85200 \$ 79.99		15-3591 \$ 99.99		17-0000 \$419.99	26-3200 \$329.99	26-3210 \$399.99	25-3350 \$ 89.99
335 Sportsman	1999-2000	85100 \$ 79.99	85200 \$ 79.99		15-3591 \$ 99.99		17-0000 \$419.99			25-3043 \$ 89.99
350 2x4, 4x4 & 6x6	1989-1993				15-3520 \$ 99.99		17-0000 \$419.99			
400 2x4 / 4x4	1994-1997				15-3520 \$ 99.99		17-0000 \$419.99			
400 Sportsman	2001-2003				15-3591 \$ 99.99		17-0000 \$419.99			25-3043 \$ 89.99
400 Sportsman	2004-2004.5				15-3591 \$ 99.99					25-3190 \$ 89.99
400 Sportsman H.O.	2008-2010					15-0050 \$ 99.99	17-0000 \$419.99			25-3280 \$ 89.99
400 Sportsman & H.O.	2011-2014	85185 \$ 89.99	85200 \$ 79.99		15-3591 \$ 99.99		17-0000 \$419.99			
400 Sportsman H.O.	2011-2014	85185 \$ 89.99	85200 \$ 79.99		15-3591 \$ 99.99		17-0000 \$419.99	26-3200 _a \$329.99	26-3210 _a \$399.99	25-3350 \$ 89.99
400 Xplorer 4x4	1995-2001									25-3043 \$ 89.99
400 Hawkeye	2011-2014	85185 \$ 89.99	85200 \$ 79.99		15-3591 \$ 99.99		17-0000 \$419.99	26-3200 _a \$329.99	26-3210 _a \$399.99	25-3350 \$ 89.99
425 Magnum 4x4 & 4x6	1995-1998		SLUSA \$ 59.99		15-3520 \$ 99.99		17-0000 \$419.99			
425 Xpedition 4x4	2000-2002									25-3043 \$ 89.99
445 Diesel	1999				15-3591 \$ 99.99		17-0000 \$419.99			25-3043 \$ 89.99
450 Sportsman	2006-2007	85185 \$ 89.99	85200 \$ 79.99		15-3591 \$ 99.99		17-0000 \$419.99			25-3260 \$ 89.99
450 Sportsman (ALL)	2016-2020	85185 \$ 89.99	85200 \$ 79.99		15-3591 \$ 99.99		17-0000 \$419.99	26-3200 \$329.99	26-3210 \$399.99	25-3350 \$ 89.99
450 Sportsman (ALL)	2021	85185 \$ 89.99	85200 \$ 79.99		15-3591 \$ 99.99		17-0000 \$419.99	26-3200 \$329.99	26-3210 \$399.99	25-3410 \$ 89.99
500 Magnum	1999-2002									25-3043 \$ 89.99
500 Sportsman H.O. & EFI	2003				15-3591 \$ 99.99					25-3043 \$ 89.99
500 Sportsman H.O. & EFI	2005-2010	85185 \$ 89.99	85200 \$ 79.99		15-3591 \$ 99.99					25-3260 \$ 89.99
500 Sportsman H.O & EFI (ALL)	2005-2013	85185 \$ 89.99	85200 \$ 79.99		15-3591 \$ 99.99		17-0000 \$419.99			
500 X2 Sportsman	2006-2009	85185 \$ 89.99	85200 \$ 79.99							25-3260 \$ 89.99
500 Sportsman	2004-2004.5				15-3591 \$ 99.99					25-3190 \$ 89.99
500 Sportsman (ALL)	2011-2013	85185 \$ 89.99	85200 \$ 79.99		15-3591 \$ 99.99			26-3200 _a \$329.99	26-3210 _a \$399.99	25-3350 \$ 89.99
550 Sportsman (ALL)	2012-2014	85195 \$ 99.99	85200 \$ 79.99		15-3670 \$ 99.99	15-0050 \$ 99.99	17-0000 \$419.99	26-3200 \$329.99	26-3210 \$399.99	25-3350 \$ 89.99
570 Sportsman 6x6	2000-2003									25-3043 \$ 89.99
570 Sportsman 6x6	2017-2021	85185 \$ 89.99	85200 \$ 79.99		15-3591 \$ 99.99		17-0000 \$419.99	26-3200 \$329.99	26-3210 \$399.99	25-3350 \$ 89.99
570 Sportsman (ALL)	2014-2020	85185 \$ 89.99	85200 \$ 79.99		15-3591 \$ 99.99		17-0000 \$419.99	26-3200 \$329.99	26-3210 \$399.99	25-3350 \$ 89.99
570 Sportsman (ALL)	2021	85185 \$ 89.99	85200 \$ 79.99		15-3591 \$ 99.99		17-0000 \$419.99	26-3200 \$329.99	26-3210 \$399.99	25-3410 \$ 89.99
570 Sportsman Touring	2014-2021	85185 \$ 89.99	85200 \$ 79.99		15-3591 \$ 99.99		17-0000 \$419.99	26-3200 \$329.99	26-3210 \$399.99	25-3350 \$ 89.99

					STORM CHASER / HIGH RISE PLOW		SWITCHBLADE PLOW FITMENT	QUICK-MOUNT WINCH HIT		ATV WINCH MOUNT
ATV MODEL	YEAR	RECEIVER HITCH	SUSPENSION LOCK		VEHICLE MOUNT	UNIVERSAL MOUNT		STEEL 2500 LB	SYNTHETIC 3500 LB	
POLARIS CONT.					POLARIS CONT.					
570 X2 Sportsman	2015-2021	85185 \$ 89.99	85200 \$ 79.99		15-3591 \$ 99.99		17-0000 \$419.99	26-3200 \$329.99	26-3210 \$399.99	25-3350 \$ 89.99
600 Sportsman	2003-2004				15-3591 \$ 99.99		17-0000 \$419.99			
600 Sportsman	2004-2004.5									25-3190 \$ 89.99
600 Sportsman	2005-2006	85185 \$ 89.99	85200 \$ 79.99							
700 Sportsman	2004-2004.5									25-3190 \$ 89.99
700 Sportsman	2005-2007	85185 \$ 89.99	85200 \$ 79.99		15-3591 \$ 99.99		17-0000 \$419.99			25-3260 \$ 89.99
700 X2 Sportsman	2008	85185 \$ 89.99	85200 \$ 79.99		15-3591 \$ 99.99		17-0000 \$419.99			25-3260 \$ 89.99
800 Sportsman	2005-2010	85185 \$ 89.99	85200 \$ 79.99		15-3591 \$ 99.99		17-0000 \$419.99			25-3260 \$ 89.99
800 Sportsman (Excluding 6x6)	2005-2014	85185 \$ 89.99	85200 \$ 79.99		15-3591 \$ 99.99		17-0000 \$419.99			
800 Sportsman 6x6	2013-2015						17-0000 \$419.99	26-3200 _a \$329.99	26-3210 _a \$399.99	25-3350 \$ 89.99
800 X2 Sportsman	2007-2009	85185 \$ 89.99	85200 \$ 79.99							25-3260 \$ 89.99
800 Sportsman (ALL)	2011-2014	85195 \$ 99.99	85200 \$ 79.99		15-3670 \$ 99.99	15-0050 \$ 99.99	17-0000 \$419.99	26-3200 _a \$329.99	26-3210 _a \$399.99	25-3350 \$ 89.99
850 Scrambler (ALL)	2013-2020	85195 \$ 99.99	85200 \$ 79.99		15-3670 \$ 99.99	15-0050 \$ 99.99	17-0000 \$419.99	26-3200 \$329.99	26-3210 \$399.99	25-3350 \$ 89.99
850 Sportsman (ALL)	2009-2021	85195 \$ 99.99	85200 \$ 79.99		15-3670 \$ 99.99	15-0050 \$ 99.99	17-0000 \$419.99	26-3200 \$329.99	26-3210 \$399.99	25-3350 \$ 89.99
1000 Scrambler (ALL)	2014-2018	85195 \$ 99.99	85200 \$ 79.99		15-3670 \$ 99.99	15-0050 \$ 99.99	17-0000 \$419.99	26-3200 \$329.99	26-3210 \$399.99	25-3350 \$ 89.99
1000 Scrambler S (55")	2020-2021					15-0050 \$ 99.99	17-0000 \$419.99			
1000 XP Sportsman (ALL not 55")	2015-2021	85195 \$ 99.99	85200 \$ 79.99		15-3670 \$ 99.99	15-0050 \$ 99.99	17-0000 \$419.99	26-3200 \$329.99	26-3210 \$399.99	25-3350 \$ 89.99
1000 XP Sportsman S (55")	2020-2021					15-0050 \$ 99.99	17-0000 \$419.99			
SUZUKI					SUZUKI					
250 2x4	1997-2001				15-4521 \$ 99.99		17-0000 \$419.99			
280 King Quad	98 & Older				15-4521 \$ 99.99		17-0000 \$419.99			
300 King Quad	1999-2002				15-4521 \$ 99.99		17-0000 \$419.99			
400 Eiger	2002-2004	85180 \$ 89.99	SLUSA \$ 59.99		15-4550 \$ 99.99		17-0000 \$419.99			
400 Eiger	2005-2007	85180 \$ 89.99	SLUSA \$ 59.99		15-4581 \$ 99.99	15-0050 \$ 99.99	17-0000 \$419.99			
400 King Quad (ALL)	2008-2021	85180 \$ 89.99	SLUSA \$ 59.99		15-4581 \$ 99.99	15-0050 \$ 99.99	17-0000 \$419.99			25-4210 \$ 89.99
450 King Quad	2007-2010	85100 \$ 79.99	85200 \$ 79.99		15-4590 \$ 99.99	15-0050 \$ 99.99	17-0000 \$419.99			25-4100 \$ 89.99
500 King Quad (ALL)	2009-2021	85100 \$ 79.99	85200 \$ 79.99		15-4590 \$ 99.99	15-0050 \$ 99.99	17-0000 \$419.99			25-4100 \$ 89.99
500 Quad Runner	02 & Older				15-4550 \$ 99.99		17-0000 \$419.99			
500 Vinson	2002-2007	85180 \$ 89.99	SLUSA \$ 59.99		15-4550 \$ 99.99		17-0000 \$419.99			
700 Twin Peak	2004-2005	85160 \$ 89.99	SLUSA \$ 59.99		15-2570 \$ 99.99	15-0050 \$ 99.99	17-0000 \$419.99			25-2131 \$ 89.99
700 King Quad	2005-2007	85100 \$ 79.99	85200 \$ 79.99		15-4590 \$ 99.99	15-0050 \$ 99.99	17-0000 \$419.99			25-4100 \$ 89.99
750 King Quad (ALL)	2008-2021	85100 \$ 79.99	85200 \$ 79.99		15-4590 \$ 99.99	15-0050 \$ 99.99	17-0000 \$419.99			25-4100 \$ 89.99
TEXTRON					TEXTRON					
Alterra 300/500	ALL	OEM 2"	85200 - \$ 79.99							
YAMAHA					YAMAHA					
350 Bruin	2004-2006				15-5590 \$ 99.99	15-0050 \$ 99.99	17-0000 \$419.99			
350 Grizzly (IRS models)	2007-2011	85100 \$ 79.99	85200 \$ 79.99							
350 Grizzly	2007-2014				15-5590 \$ 99.99	15-0050 \$ 99.99	17-0000 \$419.99			
350 Raptor	2005-2006				15-5531 \$ 99.99	15-0050 \$ 99.99	17-0000 \$419.99			
350 Wolverine	05 & Older				15-5531 \$ 99.99	15-0050 \$ 99.99	17-0000 \$419.99			

					STORM CHASER / HIGH RISE PLOW		SWITCHBLADE PLOW FITMENT	QUICK-MOUNT WINCH HIT		ATV WINCH MOUNT
ATV MODEL	YEAR	RECEIVER HITCH	SUSPENSION LOCK		VEHICLE MOUNT	UNIVERSAL MOUNT		STEEL 2500 LB	SYNTHETIC 3500 LB	
YAMAHA CONT.					YAMAHA CONT.					
400 Big Bear	2000-2012				15-5531 \$ 99.99	15-0050 \$ 99.99	17-0000 \$419.99			
400 Big Bear	2007-2014	85100 \$ 79.99	85200 \$ 79.99							
400 Grizzly	2007-2010	85100 \$ 79.99	85200 \$ 79.99							
400 Kodiak	2005-2006	85100 \$ 79.99	85200 \$ 79.99		15-5590 \$ 99.99	15-0050 \$ 99.99				
450 Grizzly (ALL)	2007-2014	85100 \$ 79.99	85200 \$ 79.99		15-5590 \$ 99.99	15-0050 \$ 99.99				
450 Kodiak	2005-2006	85100 \$ 79.99	85200 \$ 79.99		15-5590 \$ 99.99	15-0050 \$ 99.99				
450 Kodiak	2018-2021	85100 \$ 79.99	85200 \$ 79.99		15-5650 \$ 99.99	15-0050 \$ 99.99				
550 Grizzly	2009-2014	85100 \$ 79.99	85200 \$ 79.99		15-5640 \$ 99.99	15-0050 \$ 99.99	17-0000 \$419.99			25-5250 \$ 89.99
600 Grizzly	01 & Older					15-5520 \$ 99.99	17-0000 \$419.99			
660 Grizzly	2002-2008	85100 \$ 79.99	85200 \$ 79.99		15-5640 \$ 99.99	15-0050 \$ 99.99	17-0000 \$419.99			25-5171 \$ 89.99
700 Grizzly (ALL)	2007-2015	85100 \$ 79.99	85200 \$ 79.99		15-5640 \$ 99.99	15-0050 \$ 99.99	17-0000 \$419.99			25-5250 \$ 89.99
700 Grizzly (ALL)	2016-2021	85100 \$ 79.99	85200 \$ 79.99		15-5640 \$ 99.99	15-0050 \$ 99.99	17-0000 \$419.99	26-5000 \$ 329.99		25-5290 \$ 89.99
700 Kodiak (ALL)	2016-2021	85100 \$ 79.99	85200 \$ 79.99		15-5640 \$ 99.99	15-0050 \$ 99.99	17-0000 \$419.99	26-5000 \$ 329.99		25-5290 \$ 89.99

* Requires Universal Fairlead Mount Bracket included with winch kit
** Requires low-profile pan screws for installation of winch to bracket on 2021 models

NOTES:

		WINDSHIELDS								ROOFS		PLOW SYSTEM		QUICK-MOUNT WINCH KIT		UTV WINCH MOUNT
UTV MODEL	YEAR	GLASS	HALF FOLD.	HALF FIXED	FULL FIXED	FULL TILT	OTHER	REAR PANEL		METAL	POLY	FRONT-CONNECT	SWITCHBLADE	SYNTH 3500 LB	SYNTH 4500 LB	
ARCTIC CAT / TEXTRON									ARCTIC CAT / TEXTRON							
Wildcat Trail/ Trail XT/ Sport/ Sport XT	2014-2017			2466 \$ 179.99	2465 \$ 329.99								17-5000 \$ 519.99			OEM Equipped
Wildcat / X / 4 / 4X / 1000 / GT 1000	2012-2017			2461 \$ 179.99			2460 (QR) \$ 399.99				1497 (NA 4 model)* \$ 239.99		17-5000 \$ 519.99			OEM Equipped
Wildcat X 1000	2015-2017												17-5000 \$ 519.99			OEM Equipped
Stampede 900 / 4X 900	2017-2020			2467 \$ 189.99	2468 \$ 379.99	2469 \$ 469.99		2470 \$ 199.99					17-5000 \$ 519.99			OEM Equipped
Havoc / Havoc X	2018-2020			2467 \$ 189.99	2468 \$ 379.99	2469 \$ 469.99		2470 \$ 199.99					17-5000 \$ 519.99			OEM Equipped
Prowler	2009-2017												17-5000 \$ 519.99			
Prowler HDX 700	2011-2017												17-5000 \$ 519.99			
Prowler Pro / Pro Crew	2019-2022											35-8000 \$ 129.99	17-5000 \$ 519.99			
CAN-AM										CAN-AM						
Defender HD10 / HD8 / HD5 (All)	2016-2022	28400 b, e \$ 749.99		3018 \$ 199.99	3017 \$ 349.99	3015 \$ 499.99		3019 \$ 189.99		29400 a, d, g \$ 529.99		35-7000 \$ 129.99	17-5000 \$ 519.99			25-7100 \$ 89.99
Defender MAX HD10 / HD8 (All)	2017-2022	28400 b, e \$ 749.99						3019 \$ 189.99		29420 a, d, g \$ 799.99		35-7000 \$ 129.99	17-5000 \$ 519.99			25-7100 \$ 89.99
Defender 6x6 / Pro (All)	2020-2022											35-7000 \$ 129.99	17-5000 \$ 519.99			
Commander (All)	2011-2013			2707 (UC) \$ 199.99		3000 \$ 469.99		2735 \$ 239.99				35-7010 \$ 129.99	17-5000 \$ 519.99			25-7070 \$ 89.99
Commander (All)	2014-2020			2707 (UC) \$ 199.99		3000 \$ 469.99		2743 (NA MAX) \$ 239.99				35-7010 \$ 129.99	17-5000 \$ 519.99			25-7070 \$ 89.99
Commander 1000 / MAX 1000 (All)	2021-2022											35-7020 \$ 129.99	17-5000 \$ 519.99			
Maverick / X rs	2013			2710 (UC) \$ 159.99	2708 \$ 379.99	3005 \$ 469.99		2735 \$ 239.99					17-5000 \$ 519.99			25-7080 \$ 89.99
Maverick / X rs	2014-2018			2710 (UC) \$ 159.99	2708 \$ 379.99	3005 \$ 469.99		2743 (NA MAX) \$ 239.99					17-5000 \$ 519.99			25-7080 \$ 89.99
Maverick X3	2017-2021	28410 b, e \$ 649.99		3006 \$ 199.99			3007 (FV) \$ 499.99			29410 d, g \$ 509.99			17-5000 \$ 519.99			
Maverick MAX X3	2017-2021	28410 b, e \$ 649.99		3006 \$ 199.99			3007 (FV) \$ 499.99			29430 d, g \$ 779.99			17-5000 \$ 519.99			
Maverick Trail / Sport	2018-2022											35-7020 \$ 129.99	17-5000 \$ 519.99			25-7110 \$ 89.99
Maverick Max	2013-2018			2710 (UC) \$ 159.99	2708 \$ 379.99								17-5000 \$ 519.99			25-7080 \$ 89.99
CF-MOTO										CF-MOTO						
UFORCE 500/800	2013-2020												17-5000 \$ 519.99			
UFORCE 1000	2019-2022											35-9000 \$ 129.99	17-5000 \$ 519.99			
ZFORCE 500/800/1000	2014-2020												17-5000 \$ 519.99			

		WINDSHIELDS								ROOFS		PLOW SYSTEM		QUICK-MOUNT WINCH KIT		UTV WINCH MOUNT
UTV MODEL	YEAR	GLASS	HALF FOLD.	HALF FIXED	FULL FIXED	FULL TILT	OTHER	REAR PANEL		METAL	POLY	FRONT-CONNECT	SWITCHBLADE	SYNTH 3500 LB	SYNTH 4500 LB	
GRAVELY										GRAVELY						
Atlas JSV	2015-2021	28110 \$ 649.99		2633 \$ 179.99	2629 \$ 379.99	2623 \$ 469.99		2624 \$ 229.99		29110 \$ 459.99	27110 \$ 279.99	35-3000 \$ 129.99	17-5000 \$ 519.99			
HONDA									HONDA							
Big Red	2009-2013												17-5000 \$ 519.99			25-1180 \$ 89.99
Pioneer 500	2015-2022			2761 (HC) \$ 199.99 2766(UC) \$ 149.99	2764 \$ 369.99	2760 \$ 429.99		2763 \$ 219.99				35-1020 \$ 129.99	17-5000 \$ 519.99			25-1250 \$ 89.99
Pioneer 520	2021-2022			2761 (HC) \$ 199.99 2766(UC) \$ 149.99	2764 \$ 369.99	2760 \$ 429.99						35-1020 \$ 129.99	17-5000 \$ 519.99			25-1250 \$ 89.99
Pioneer 700 (2-passenger)	2014-2022	28210 f \$ 549.99		2772 \$ 199.99	2722 \$ 359.99	2737 \$ 459.99		2724 \$ 199.99		29215 d \$ 379.99	27125 d \$ 279.99	35-1010 \$ 129.99	17-5000 \$ 519.99	26-1040 \$ 429.99		25-1230 \$ 89.99
Pioneer 700-4 (4-passenger)	2014-2021	28210 f \$ 549.99		2772 \$ 199.99	2722 \$ 359.99	2737 \$ 459.99		2724~ \$ 199.99		29220 d \$ 629.99		35-1010 \$ 129.99	17-5000 \$ 519.99	26-1040 \$ 429.99		25-1230 \$ 89.99
Pioneer 1000 (3-passenger)	2016-2022	28200 e \$ 599.99		2787 \$ 199.99	2786 \$ 369.99			2788 \$ 239.99		29200 d \$ 429.99		35-1000 \$ 129.99	17-5000 \$ 519.99		26-1000 \$ 499.99	25-1260 \$ 89.99
Pioneer 1000-5 (5-passenger)	2016-2022	28200 e \$ 599.99		2787 \$ 199.99	2786 \$ 369.99					29210 d \$ 629.99		35-1000 \$ 129.99	17-5000 \$ 519.99		26-1000 \$ 499.99	25-1260 \$ 89.99
Talon 1000 (2-passenger)	2019-2021									29230 d, g \$ 459.99		35-1030 \$ 129.99	17-5000 \$ 519.99			
Talon 1000-4 (4-passenger)	2020-2021											35-1030 \$ 129.99	17-5000 \$ 519.99			
JOHN DEERE									JOHN DEERE							
XUV 625i / 620i / 825i / 850D / 855D / HPX 4x4	2003-2012						2900 (H) \$ 499.99	2733 \$ 229.99				35-4010 \$ 129.99	17-5000 \$ 519.99			25-8810 \$ 89.99
XUV 625i / 825i / 825i S4 / 855D / 855D S4 / HPX	2012-2020						2900 (H) \$ 499.99	2744 (N/A S4) \$ 219.99				35-4010 \$ 129.99	17-5000 \$ 519.99			25-8810 \$ 89.99
XUV 550 S4/ 560 S4/ 590i S4/ 590E S4/ 590M S4	2012-2020				2716 \$ 399.99	2903 \$ 439.99		2734 \$ 199.99				35-4020 \$ 129.99	17-5000 \$ 519.99			
XUV 835/865	2018-2020											35-4000 \$ 129.99	17-5000 \$ 519.99			25-7110* \$ 89.99
RSX850i / Sport / Trail / RSX860i	2012-2020				2716 \$ 399.99	2903 \$ 439.99		2734 \$ 239.99					17-5000 \$ 519.99			
HAWASAKI									HAWASAKI							
Teryx 750	2008-2013					1460 \$ 499.99						35-2010 \$ 129.99	17-5000 \$ 519.99			25-2320 \$ 89.99
Teryx 800	2014-2015					1462 \$ 469.99		1466 \$ 199.99				35-2010 \$ 129.99	17-5000 \$ 519.99			25-2320* \$ 89.99
Teryx 800 (2-passenger)	2016-2022	28310 e \$ 579.99		1469 \$ 149.99	1467 \$ 399.99	1468 \$ 489.99		1466 \$ 199.99		29315 \$ 459.99		35-2010 \$ 129.99	17-5000 \$ 519.99			25-2320* \$ 89.99
Teryx 4 750	2012-2013					1462 \$ 469.99						35-2010 \$ 129.99	17-5000 \$ 519.99			25-2320* \$ 89.99
Teryx 4 800	2014-2015					1462 \$ 469.99						35-2010 \$ 129.99	17-5000 \$ 519.99			25-2320* \$ 89.99
Teryx 4 800 (4-passenger)	2016-2022	28310 e \$ 579.99		1469 \$ 149.99	1467 \$ 399.99	1468 \$ 489.99				29310 \$ 589.99		35-2010 \$ 129.99	17-5000 \$ 519.99			25-2320* \$ 89.99
Teryx KRX 1000	2020-2022											35-2050 \$ 129.99				
Mule 3000 / 3010	2008 & Older															OEM Equipped

		WINDSHIELDS								ROOFS		PLOW SYSTEM		QUICK-MOUNT WINCH KIT		UTV WINCH MOUNT
UTV MODEL	YEAR	GLASS	HALF FOLD.	HALF FIXED	FULL FIXED	FULL TILT	OTHER	REAR PANEL		METAL	POLY	FRONT-CONNECT	SWITCHBLADE	SYNTH 3500 LB	SYNTH 4500 LB	
KAWASAKI CONT.										KAWASAKI CONT.						
Mule 4000 / 4010 / Trans / Diesel	2009-2012					2500 (H) \$ 399.99						35-2040 \$ 129.99	17-5000 \$ 519.99			25-2330 \$ 89.99
Mule 4000 / 4010 / Trans / Diesel	2013-2022					2500 (H) \$ 399.99						35-2040 \$ 129.99	17-5000 \$ 519.99			25-2340 \$ 89.99
Mule Pro-FXT / Pro-DXT (6-pass)	2015-2022	28300 b, e \$ 649.99	2522 \$ 349.99	2523 \$ 229.99	2524 \$ 399.99	2520 \$ 499.99				29300 \$ 639.99		35-2000 \$ 129.99	17-5000 \$ 519.99		26-2000 \$ 499.99	25-2350 \$ 89.99
Mule Pro FX / Pro DX (3-pass)	2016-2022	28300 b, e \$ 649.99			2524 \$ 399.99	2520 \$ 499.99				29320 \$ 529.99		35-2000 \$ 129.99	17-5000 \$ 519.99		26-2000 \$ 499.99	25-2350 \$ 89.99
Mule Pro FXR	2018-2022		2522 \$ 349.99	2523 \$ 229.99								35-2000 \$ 129.99	17-5000 \$ 519.99		26-2000 \$ 499.99	25-2350 \$ 69.99
Mule Pro-MX	2019-2021											35-2030 \$ 129.99	17-5000 \$ 519.99			OEM Equipped*
Mule 600/ 610/ 610 XC	2005-2016					2510 \$ 499.99							17-5000 \$ 519.99			25-2240 \$ 89.99
Mule SX	2017-2022						2512 (H) \$ 499.99	2513 \$ 199.99				35-2020 \$ 129.99	17-5000 \$ 519.99			25-2360 \$ 89.99
HUBOTA										HUBOTA						
RTV900 / 1140 / RTV-X Series	2009-2019												17-5000 \$ 519.99			
HYMCO										HYMCO						
UXV 450	2015-2020												17-5000 \$ 519.99			
UXV 500/700	2009-2020												17-5000 \$ 519.99			
POLARIS										POLARIS						
Brutus HD / HDPTO	2013-2018	28110 b \$ 649.99		2633(UC) \$ 179.99	2629 \$ 399.99		2623 \$ 469.99			29110 a \$ 459.99	27110 c \$ 279.99		17-5000 \$ 519.99			
General 1000 (ALL)	2016-2022			2635 \$ 189.99	2636 \$ 399.99							35-3020 \$ 129.99	17-5000 \$ 519.99			25-3360 \$ 89.99
General 4 1000 (ALL)	2017-2022			2635 \$ 189.99	2636 \$ 399.99							35-3020 \$ 129.99	17-5000 \$ 519.99			25-3360 \$ 89.99
Ranger 150	2018-2021						2150 (C) \$ 399.99				2150 (C) \$ 399.99					
Ranger 400 / EV	2010-2014					2630 \$ 399.99		2732 \$ 199.99				35-3010 \$ 129.99	17-5000 \$ 519.99	26-3025 \$ 429.99		25-3420 \$ 89.99
Ranger ETX / EV	2015-2022	28115 b, e \$ 549.99		2750(UC) \$ 159.99	2748 \$ 349.99	2745 \$ 399.99		2747 \$ 199.99		29115 a, g \$ 449.99	27115 c, g \$ 269.99	35-3010 \$ 129.99	17-5000 \$ 519.99	26-3025 \$ 429.99		25-3420 \$ 89.99
Ranger 500 2x4, 4x4, 6x6	2005-2008					2611 \$ 499.99		2730 \$ 199.99					17-5000 \$ 519.99			25-3221 \$ 89.99
Ranger 500 Full-Size	2009							2731 \$ 199.99		29130 \$ 399.99		35-3010 \$ 129.99	17-5000 \$ 519.99			25-3300 \$ 89.99
Ranger 500 Full-Size	2010	28130 b, e \$ 689.99				2621 \$ 499.99		2731 \$ 199.99		29130 \$ 399.99		35-3010 \$ 129.99	17-5000 \$ 519.99			25-3300 \$ 89.99
Ranger 500 EFI (MID-SIZE, ROUND ROPS)	2011-2013					2630 \$ 399.99		2732 \$ 199.99				35-3010 \$ 129.99	17-5000 \$ 519.99	26-3025 \$ 429.99		25-3420 \$ 89.99
Ranger 500 (MID-SIZE, PROFILE ROPS)	2017-2022	28115 b, e \$ 549.99		2750(UC) \$ 159.99	2748 \$ 349.99	2745 \$ 399.99		2747 \$ 199.99		29115 a, g \$ 449.99	27115 c, g \$ 269.99	35-3010 \$ 129.99	17-5000 \$ 519.99	26-3025 \$ 429.99		25-3420 \$ 89.99
Ranger 500 Crew (MID-SIZE, ROUND ROPS)	2011-2013					2630 \$ 399.99		2732 \$ 199.99				35-3010 \$ 129.99	17-5000 \$ 519.99	26-3025 \$ 429.99		25-3420 \$ 89.99
Ranger 570 EFI (Mid-Size, round tubing)	2014					2630 \$ 399.99		2732 \$ 199.99				35-3010 \$ 129.99	17-5000 \$ 519.99	26-3025 \$ 429.99		25-3420 \$ 89.99
Ranger 570 Mid-Size (profile tube)	2015-2021	28115 b, e \$ 549.99		2750(UC) \$ 159.99	2748 \$ 349.99	2745 \$ 399.99		2747 \$ 199.99		29115 a, g \$ 449.99	27115 c, g \$ 269.99	35-3010 \$ 129.99	17-5000 \$ 519.99	26-3025 \$ 429.99		25-3420 \$ 89.99

		WINDSHIELDS						
UTV MODEL	YEAR	GLASS	HALF FOLD.	HALF FIXED	FULL FIXED	FULL TILT	OTHER	REAR PANEL
POLARIS CONT.								
Ranger 570 Crew (MID-SIZE, PROFILE ROPS)	2015-2021	28115 b, e \$ 549.99		2750(UC) \$ 159.99	2748 \$ 349.99	2745 \$ 399.99		2747 \$ 199.99
Ranger 570 Full Size (round tubing)	2016-2022	28130 b, e \$ 689.99				2621 \$ 499.99		2731 \$ 199.99
Ranger 570 Full-Size Crew (round tubing)	2016-2022	28130 b, e \$ 689.99				2621 \$ 499.99		2731 \$ 199.99
Ranger XP 570 (profile tubing)	2015-2016	28110 b, e \$ 649.99		2633(UC) \$ 179.99	2629 \$ 399.99	2623 \$ 469.99		2624 \$ 229.99
Ranger XP 570 Crew (profile tubing)	2015-2016	28110 b, e \$ 649.99		2633(UC) \$ 179.99	2629 \$ 399.99	2623 \$ 469.99		2624 \$ 229.99
Ranger SP 570 / Crew SP 570 (All except base model)	2022							
Ranger SP 570 Base Model (Non-EPS)	2022							
Ranger Crew SP 570 Base Model (Non-EPS)	2022							
Ranger 700 4x4 EFI (LE) / XP	2006-2008					2611 \$ 499.99		2730 \$ 199.99
Ranger 700 4x4 EFI Crew (LE)	2008-2009					2611 \$ 499.99		2730 \$ 199.99
Ranger XP 700 4x4 / LE	2009							
Ranger 700 6x6 EFI	2006-2009					2611 \$ 499.99		2730 \$ 199.99
Ranger 800 6x6 Full-Size	2010-2016	28130 \$ 689.99				2621 \$ 499.99		2731 \$ 199.99
Ranger 800 Mid-size	2013-2014					2630 \$ 399.99		2732 \$ 199.99
Ranger XP 800 (Full Size)	2010-2014	28130 b, e \$ 689.99				2621 \$ 499.99		2731 \$ 199.99
Ranger XP 800 Crew (Full Size)	2010-2014	28130 b, e \$ 689.99				2621 \$ 499.99		2731 \$ 199.99
Ranger XP 900 (Profile tube)	2013-2019	28110 b, e \$ 649.99		2633(UC) \$ 179.99	2629 \$ 399.99	2623 \$ 469.99		2624 \$ 229.99
Ranger XP 900 Crew (Profile Tube)	2014-2019	28110 b, e \$ 649.99		2633(UC) \$ 179.99	2629 \$ 399.99	2623 \$ 469.99		2624 \$ 229.99
Ranger XP 1000 (Profile Tube)	2017	28110 b, e \$ 629.99		2633(UC) \$ 179.99	2629 \$ 399.99	2623 \$ 469.99		2624 \$ 229.99
Ranger XP 1000 Crew (Profile Tube)	2017-2018	28110 b, e \$ 649.99		2633(UC) \$ 179.99	2629 \$ 399.99	2623 \$ 469.99		2624 \$ 229.99
Ranger XP 1000 Crew (Profile Tube)	2019-2022	28110 b, e \$ 649.99		2633(UC) \$ 179.99	2638 \$ 369.99			2624 \$ 229.99
Ranger 1000 (Profile Tube)	2020-2022	28110 b, e \$ 649.99		2633(UC) \$ 179.99	2638 \$ 369.99			2624 \$ 229.99
Ranger 1000 Crew (Profile Tube)	2020-2022	28110 b, e \$ 649.99		2633(UC) \$ 179.99	2638 \$ 369.99			2624 \$ 229.99
Ranger 1000 / 1000 Crew Base Model Only (Non-EPS)	2020-2022							
Ranger XP 1000 / 1000 Crew High Lifter Edition	2019-2022							
Ranger XP 1000 / Crew XP Big Game / Waterfowl Edition	2021-2022							
Ranger XP 1000 (Profile Tube)	2018-2022	28110 b, e \$ 649.99		2633(UC) \$ 179.99	2638 \$ 369.99			2624 \$ 229.99

ROOFS		PLOW SYSTEM		QUICK-MOUNT WINCH KIT		UTV WINCH MOUNT
METAL	POLY	FRONT-CONNECT	SWITCHBLADE	SYNTH 3500 LB	SYNTH 4500 LB	
POLARIS CONT.						
29125 a, g \$ 649.99		35-3010 \$ 129.99	17-5000 \$ 519.99	26-3025 \$ 429.99		25-3420 \$ 89.99
29130 \$ 399.99		35-3010 \$ 129.99	17-5000 \$ 519.99	26-3025 \$ 429.99		25-3420 \$ 89.99
29160 \$ 649.99		35-3010 \$ 129.99	17-5000 \$ 519.99	26-3025 a \$ 429.99		25-3420 \$ 89.99
29110 a, g \$ 459.99	27110 c, g \$ 279.99	35-3010 \$ 129.99	17-5000 \$ 519.99		26-3000 \$ 499.99	25-3400 \$ 89.99
29120 a, g \$ 649.99	27105 c, g \$ 489.99	35-3010 \$ 129.99	17-5000 \$ 519.99		26-3000 _a \$ 499.99	25-3400 \$ 89.99
		OEM Equipped	17-5000 \$ 519.99			
		35-3080 \$ 129.99	17-5000 \$ 519.99			
		35-3080 \$ 129.99	17-5000 \$ 519.99			
			17-5000 \$ 519.99			25-3221 \$ 89.99
			17-5000 \$ 519.99			25-3221 \$ 89.99
		35-3010 \$ 129.99	17-5000 \$ 519.99			25-3300 \$ 89.99
			17-5000 \$ 519.99			25-3221 \$ 89.99
29130 \$ 399.99		35-3010 \$ 129.99	17-5000 \$ 519.99			25-3300 \$ 89.99
		35-3010 \$ 129.99	17-5000 \$ 519.99	26-3025 \$ 429.99		25-3420 \$ 89.99
29130 \$ 399.99		35-3010 \$ 129.99	17-5000 \$ 519.99	26-3025 \$ 429.99		25-3420 \$ 89.99
29160 \$ 649.99		35-3010 \$ 129.99	17-5000 \$ 519.99			25-3420 \$ 89.99
29110 a, g \$ 459.99	27110 c, \$ 279.99	35-3000 \$ 129.99	17-5000 \$ 519.99		26-3000 \$ 499.99	25-3400 \$ 89.99
29120 a, g \$ 649.99	27105 c, g \$ 489.99	35-3000 \$ 129.99	17-5000 \$ 519.99		26-3000 _a \$ 499.99	25-3400 \$ 89.99
29110 a, g \$ 459.99	27110 c, g \$ 279.99	35-3000 \$ 129.99	17-5000 \$ 519.99		26-3000 \$ 499.99	25-3400 \$ 89.99
29120 a, g \$ 649.99	27105 \$ 489.99	35-3010 \$ 129.99	17-5000 \$ 519.99		26-3000 _a \$ 499.99	25-3420 \$ 89.99
29120 a, g \$ 649.99	27105 \$ 489.99	OEM Equipped	17-5000 \$ 519.99		26-3000 \$ 499.99	25-3400 ** \$ 89.99
29110 a, g \$ 459.99	27110 c, g \$ 279.99	OEM Equipped	17-5000 \$ 519.99		26-3000 \$ 499.99	25-3400 ** \$ 89.99
29120 a, g \$ 649.99	27105 c, g \$ 489.99	OEM Equipped	17-5000 \$ 519.99		26-3000 \$ 499.99	25-3400 ** \$ 89.99
		35-3050 \$ 129.99	17-5000 \$ 519.99			
		35-3070 \$ 129.99	17-5000 \$ 519.99			
		35-3070 \$ 129.99	17-5000 \$ 519.99			
29110 a, g \$ 459.99	27110 c, g \$ 279.99	OEM Equipped	17-5000 \$ 519.99		26-3000 \$ 499.99	25-3400 ** \$ 89.99

		WINDSHIELDS						
UTV MODEL	YEAR	GLASS	HALF FOLD.	HALF FIXED	FULL FIXED	FULL TILT	OTHER	REAR PANEL
POLARIS CONT.								
Ranger 900 Diesel	2011-2014	28130 b, e \$ 689.99				2621 \$ 499.99		2731 \$ 199.99
Ranger Diesel/ HST	2015-2018	28110 b \$ 649.99		2633(UC) \$ 179.99	2629 \$ 399.99	2623 \$ 469.99		2624 \$ 229.99
Ranger Diesel Crew	2012-2014	28130 b, e \$ 689.99				2621 \$ 499.99		2731 \$ 199.99
Ranger Diesel Crew	2015-2018	28110 b \$ 649.99		2633(UC) \$ 179.99	2629 \$ 399.99	2623 \$ 469.99		2624 \$ 229.99
Pro XD	2019-2021	28110 b, e \$ 649.99		2633(UC) \$ 179.99	2638 \$ 399.99			2624 \$ 229.99
Pro XD Crew	2019-2021	28110 b, e \$ 649.99		2633(UC) \$ 179.99	2638 \$ 399.99			2624 \$ 229.99
RZR 170	2009-2021						2100 (C) \$ 339.99	
RZR 570 / S 570	2012-2022			2008 \$ 179.99		2010 \$ 359.99	2007 (FV) \$ 299.99	2726 \$ 199.99
RZR 800	2008-2010, 2012-2015			2008 \$ 179.99		2010 \$ 359.99	2007 (FV) \$ 299.99	2726 \$ 199.99
RZR 800	2011			2008 \$ 179.99		2010 \$ 359.99	2007 (FV) \$ 299.99	
RZR 800 S	2009-2010, 2012-2014			2008 \$ 179.99		2010 \$ 359.99	2007 (FV) \$ 299.99	2726 \$ 199.99
RZR 800 S	2011			2008 \$ 179.99		2010 \$ 359.99	2007 (FV) \$ 299.99	
RZR XP 900	2011			2008 \$ 179.99		2010 \$ 359.99	2007 (FV) \$ 299.99	
RZR XP 900	2012-2014			2008 \$ 179.99		2010 \$ 359.99	2007 (FV) \$ 299.99	
RZR 900 / S 900 / S 1000	2015-2020			2771(HC) \$ 159.99 2741(UC) \$ 99.99	2739 \$ 299.99	2738 \$ 359.99		2751 \$ 159.99
RZR XP 4 900	2012-2014			2008 \$ 179.99		2010 \$ 359.99		
RZR XP 4 900	2015-2018	28100 b, f \$ 499.99		2771(HC) \$ 159.99 2741(UC) \$ 99.99	2739 \$ 299.99	2738 \$ 359.99		
RZR 4 800 (4 passenger)	2010-2014			2008 \$ 179.99		2010 \$ 359.99	2007 (FV) \$ 299.99	
RZR Trail	2021-2022							
RZR XP 1000 (All)	2014-2018	28100 b, f \$ 499.99		2771(HC) \$ 159.99 2741(UC) \$ 99.99	2739 \$ 299.99	2738 \$ 359.99		2742 \$ 169.99
RZR XP 1000 (All)	2019-2022	28140 b, f \$ 519.99		2756 \$ 169.99	2755 \$ 289.99	2754 \$ 359.99		2742 \$ 169.99
RZR XP 4 1000 (All 4 passenger)	2014-2018	28100 b, f \$ 499.99		2771(HC) \$ 159.99 2741(UC) \$ 99.99	2739 \$ 299.99	2738 \$ 359.99		2753 \$ 199.99

ROOFS		PLOW SYSTEM		QUICK-MOUNT WINCH HIT		UTV WINCH MOUNT
METAL	POLY	FRONT-CONNECT	SWITCHBLADE	SYNTH 3500 LB	SYNTH 4500 LB	
POLARIS CONT.						
29130 \$ 399.99		35-3010 \$ 129.99	17-5000 \$ 519.99			25-3300 \$ 89.99
29110 a \$ 459.99	27110 c \$ 279.99	35-3000 \$ 129.99	17-5000 \$ 519.99		26-3000 \$ 499.99	25-3400 \$ 89.99
29160 \$ 649.99		35-3010 \$ 129.99	17-5000 \$ 519.99			25-3300 \$ 89.99
29120 a \$ 649.99	27105 c \$ 489.99	35-3000 \$ 129.99	17-5000 \$ 519.99		26-3000 _a \$ 499.99	25-3400 \$ 89.99
29110 a, g \$ 459.99	27110 c, g \$ 279.99	35-3000 \$ 129.99	17-5000 \$ 519.99			
29120 a, g \$ 649.99	27105 c, g \$ 489.99	35-3000 \$ 129.99	17-5000 \$ 519.99			
	2100 (C) \$ 339.99					
		35-3040 \$ 129.99	17-5000 \$ 519.99			25-3270 \$ 89.99
		35-3040 \$ 129.99	17-5000 \$ 519.99			25-3270 \$ 89.99
		35-3040 \$ 129.99	17-5000 \$ 519.99			25-3270 \$ 89.99
		35-3040 \$ 129.99	17-5000 \$ 519.99			25-3270 \$ 89.99
		35-3040 \$ 129.99	17-5000 \$ 519.99			25-3270 \$ 89.99
			17-5000 \$ 519.99			
			17-5000 \$ 519.99			
29100 a (steel) \$ 299.99 29105 g (aluminum) \$ 349.99	27100 c,d,g \$ 229.99	35-3030 \$ 129.99	17-5000 \$ 519.99			25-3360 \$ 89.99
			17-5000 \$ 519.99			
29150 d, g \$ 529.99		35-3030 \$ 129.99	17-5000 \$ 519.99			25-3360 \$ 89.99
			17-5000 \$ 519.99			25-3270 \$ 89.99
		35-3030 \$ 129.99	17-5000 \$ 519.99			25-3360 \$ 89.99
29100 d (steel) \$ 299.99 29105 g (aluminum) \$ 349.99	27100 c, d, g \$ 229.99		17-5000 \$ 519.99			25-3360 \$ 89.99
29100 d (steel) \$ 299.99 29105 g (aluminum) \$ 349.99	27100 c, d, g \$ 229.99	35-3030 \$ 129.99	17-5000 \$ 519.99			25-3360 \$ 89.99
29150 d, g \$ 529.99		35-3030 \$ 129.99	17-5000 \$ 519.99			25-3360 \$ 89.99

		WINDSHIELDS								ROOFS		PLOW SYSTEM		QUICK-MOUNT WINCH KIT		UTV WINCH MOUNT
UTV MODEL	YEAR	GLASS	HALF FOLD.	HALF FIXED	FULL FIXED	FULL TILT	OTHER	REAR PANEL		METAL	POLY	FRONT-CONNECT	SWITCHBLADE	SYNTH 3500 LB	SYNTH 4500 LB	
POLARIS CONT.										POLARIS CONT.						
RZR XP 4 1000 (All 4 passenger)	2019-2022	28140 b, f \$ 519.99		2756 \$ 169.99	2755 \$ 289.99	2754 \$ 359.99		2753 \$ 199.99		29150 d, g \$ 529.99		35-3030 \$ 129.99	17-5000 \$ 519.99			25-3360 \$ 89.99
RZR S4 1000	2019-2021	28100 b, f \$ 499.99		2771(HC) \$ 159.99 2741(UC) \$ 99.99	2739 \$ 299.99	2738 \$ 359.99				29150 d, g \$ 529.99		35-3030 \$ 129.99	17-5000 \$ 519.99			25-3360 \$ 89.99
RZR XP Turbo 1000	2016-2018	28100 b, f \$ 499.99		2771(HC) \$ 159.99 2741(UC) \$ 99.99	2739 \$ 299.99	2738 \$ 359.99		2742 \$ 169.99		29100(steel) \$ 299.99 29105 (aluminum) d, g \$ 349.99	27100 c, d, g \$ 229.99		17-5000 \$ 519.99			25-3360 \$ 89.99
RZR Turbo S / XP Turbo S	2018-2021												17-5000 \$ 519.99			
RZR XP Turbo	2019-2022	28140 b, f \$ 519.99		2756 \$ 169.99	2755 \$ 289.99	2754 \$ 359.99		2742 \$ 169.99		29100(steel) \$ 299.99 29105 (aluminum) d, g \$ 349.99	27100 c, d, g \$ 229.99	35-3030 \$ 129.99	17-5000 \$ 519.99			25-3360 \$ 89.99
RZR XP 4 Turbo	2016-2018	28100 b, f \$ 499.99		2771(HC) \$ 159.99 2741(UC) \$ 99.99	2739 \$ 299.99	2738 \$ 359.99		2753 \$ 199.99		29150 d, g \$ 529.99						25-3360 \$ 89.99
RZR XP 4 Turbo	2019-2021	28140 b, f \$ 519.99		2756 \$ 169.99	2755 \$ 289.99	2754 \$ 359.99		2753 \$ 199.99		29150 d, g \$ 529.99		35-3030 \$ 129.99	17-5000 \$ 519.99			25-3360 \$ 89.99
TRACHER										TRACHER						
800 SX	2019-2022											35-8000 \$ 129.99	17-5000 \$ 519.99			
800SX Crew	2019-2022											35-8000 \$ 129.99	17-5000 \$ 519.99			
YAMAHA										YAMAHA						
Rhino	2004-2013					1487 \$ 469.99							17-5000 \$ 519.99			25-5260 \$ 89.99
Wolverine 700	2016-2018					2780 \$ 399.99		2781 \$ 219.99					17-5000 \$ 519.99			25-5280 \$ 69.99
Wolverine X2 850	2019	28500 b, f \$ 599.99								29500 \$ 399.99			17-5000 \$ 519.99			25-5280 \$ 69.99
Wolverine X2 850	2020-2022	28500 b, f \$ 599.99								29500 \$ 399.99		35-5000 \$ 129.99	17-5000 \$ 519.99			OEM Equipped*
Wolverine X2 850	2021											35-5000 \$ 129.99	17-5000 \$ 519.99			OEM Equipped*
Wolverine X4 850	2018-2019	28500 b, f \$ 599.99								29510 \$ 699.99			17-5000 \$ 519.99			25-5280 \$ 69.99
Wolverine X4 850	2020-2022	28500 b, f \$ 599.99								29510 \$ 699.99		35-5000 \$ 129.99	17-5000 \$ 519.99			OEM Equipped*
Wolverine X4 850	2021											35-5000 \$ 129.99	17-5000 \$ 519.99			OEM Equipped*
Wolverine 1000 RMAX2	2021-2022											35-5020 \$ 129.99	17-5000 \$ 519.99			
Wolverine 1000 RMAX4	2021-2022											35-5020 \$ 129.99	17-5000 \$ 519.99			
Viking (3 passenger)	2014-2022					2736 \$ 469.99	2721 \$ 199.99					35-5010 \$ 129.99	17-5000 \$ 519.99			25-5270 \$ 69.99
Viking VI (6 passenger)	2015-2022					2736 \$ 469.99	2721 \$ 199.99					35-5010 \$ 129.99	17-5000 \$ 519.99			25-5270 \$ 69.99
YZZ 1000R (All)	2016-2018			2785 \$ 199.99	2784 \$ 329.99		2783 \$ 199.99									



FRIENDS & PARTNERS

Like the old adage, “you are the company you keep,” we couldn’t be more proud to call some of the finest outdoors-men and women, most iconic brands, and truly epic photographers in the industry some of our best friends.

From photoshoots, to demo products and tradeshow collaborations, to promotions and exchanging ideas around the campfire, we want to say THANK YOU for being the best company to keep.

Our jobs, our adventures, and our lives are better with you in it!





KOLPIN WARRANTY

KOLPIN'S COMMITMENT TO YOU

At Kolpin Outdoors, we stand behind every product we make and take care of every one of our customers. It's a promise Howard Kolpin first made in 1943, and one we continue to uphold to this day.

If your Kolpin product fails or doesn't live up to your expectations, please reach out to our technical service team; they'll be happy to answer your questions or assist you with necessary repairs or replacements.

Email us at customerservice@kolpin.com or call us at 877-9-KOLPIN. We still answer the phone.


Our Warranty does not cover damages caused by improper care, usage, accidents or natural breakdown of materials over extended use and time defined at Kolpin's discretion.

- Kolpin products are warranted against defects in materials and workmanship for 1 Year from the date of purchase.
- Kolpin winches are warranted against defects in materials and workmanship for 5 Years on mechanical components and 3 Years for electrical components from the date of purchase.
- Kolpin UTV Conqueror Front-Connect, High-Rise & Storm Chaser Push Tubes & Mounts are warranted against defects in materials & workmanship for 2 years from the date of purchase
- Kolpin SwitchBlade Plow Systems and Plow Accessories are warranted against defects in materials & workmanship for 1 years from the date of purchase.

Disclaimer: Kolpin Outdoors reserves the right to make changes in our products without notice as the need arises. At the time of printing, we believe all specifications and applications are correct but are subject to change. All of our application and fitment charts for Kolpin Outdoors products can be found online at: <https://www.kolpin.com/fitment-guides>

⚠ This product is designed to fit most vehicles, however Kolpin does not guarantee vehicle fitment for all vehicles. See [kolpin.com](https://www.kolpin.com) for the latest vehicle fitment. We reserve the right to make modifications / improvements to our products at any time. Pictures are a representation of the product you will be getting but may vary due to product revisions.

The following are trademarks and registered trademarks of the following companies:
Arctic Cat® , HAVOC® , Alterra® and Wildcat® are registered trademarks of Arctic Cat Inc., Prowler™ is a trademark of Arctic Cat Inc. Stampede® is a registered trademark of Textron, Inc. Textron® is a registered trademark of Textron Inc., Defender® is a registered trademark of Bombardier Inc.; Bobcat® is a registered trademark of Clark Equipment Company Inc., Can-Am®, LinQ®, Commander®, Maverick® and Renegade® are registered trademarks of Bombardier Recreational Products Inc., CFMOTO®, CFORCE®, UFORCE®, ZFORCE® are registered trademarks of Zhejiang CFMoto Power Co., Ltd., Honda®, Fourtrax®, Foreman®, Pioneer®, BIG RED® , TALON® , Rancher®, and Rincon® are registered trademarks of Honda Motor Company, Ltd., RUBICON® is a registered trademark of FCA US LLC , Kawasaki®, Brute Force®, and Teryx® are registered trademarks of Kawasaki Heavy Industries, Ltd., Suzuki®, and KingQuad®, are registered trademarks of Suzuki Motor Corporation., Yamaha®, Grizzly®, Kodiak®, Viking®, Raptor®, and Wolverine® are registered trademarks of Yamaha Hatsudoki Kabushiki Kaisha., Gravelly® and Atlas JSV® are registered trademarks of Ariens Company., John Deere®, GATOR®, and PRO GATOR® are registered trademarks of Deere & Company., Toro®, Dingo® and Workman® are registered trademarks of The Toro Company., Kubota® is a registered trademark of Kubota Corporation., , New Holland® is a registered trademark of CNH Industrial N.V., Break-Up® and Mossy Oak® are registered trademarks of Haas Outdoors, Inc. Bluetooth® is a registered trademark of Bluetooth Sig, Inc.; YANMAR® is a registered trademark of YANMAR HOLDINGS CO., LTD.; 509® is a registered trademark of Teton Outfitters, LLC; ALPS MOUNTAINEERING® and ALPS OUTDOORZ® are registered trademarks of Active Lifestyle Products & Services Inc. ; Benelli® is a registered trademark of BENELLI ARMI S.P.A.; BIG TINE® is registered trademark of Scott Pet Products, Inc.; Blue42® is a registered trademark to Relevant Power Solutions, LLC; BOSS Shotshells® is a registered trademark of Ultra-Seal Incorporated; Browning® is a registered trademark of Browning International S.A.; CanCooker® is a registered trademark of Can Cooker, Inc.; Confluence Group™ is a service trademark of The Honey Brake Confluence, LLC DBA The Confluence Group LIMITED LIABILITY COMPANY; CRUSH WITH LEE & TIFFANY® is a registered trademark of LT Lakosky, LLC; Delta Waterfowl® is a registered trademark of Delta Waterfowl Foundation; Demerbox® is a registered trademark of Southern Ground Audio, LLC; Do-All Outdoors® is a registered trademark of Do-All Traps, LLC DBA DO-ALL OUTDOORS, LLC; Dokken's® is a registered trademark of Dokken's Dog Supply, Inc.; Expertvoice® is a registered trademark of EXPERT-VOICE, INC.; FERADYNE OUTDOORS® is a registered trademark of FERADYNE OUTDOORS, LLC; Filson® is a registered trademark of C.C. Filson Co.; Fisher Design® is a registered trademark of Fisher Design, Inc.; GoWild™ is a service trademark of GOWILD ALPHA INC. CORPORATION; GUIDE FITTER® is a registered trademark of GUIDE FITTER, INC.; Gunner Kennels® is a registered trademark of Edmonds Outdoors, LLC; Hayden Outdoors® is a registered trademark of Hayden Outdoors, L.L.C.; High Lifter® is a registered trademark of High Lifter Products, Inc.; Hunt Masters® is a registered trademark by Gregg Ritz IP, LLC; ICE Team® and CLAM® are registered trademarks of Clam Corporation; Mathews® is a registered trademark of MCP IP LLC; MB Studio® is a registered trademark of B.J.D., Inc.; NWTF® is a registered trademark of The National Wild Turkey Federation, Inc.; Origins® is a registered trademark of Daniel Devries AKA Danny Devries; Pheasants Forever® and Quail Forever® are registered trademarks of Pheasants Forever, Inc.; Pro Armor® is a registered trademark of Polaris Industries Inc.; Remington® is a registered trademark of RA Brands, LLC; Rockford Fosgate® is a registered trademark of Rockford Corporation; Rural Cloth® is a registered trademark of Rural Cloth, LLC; Sitka® is a registered trademark of W.L. Gore & Associates, Inc.; SPOT-HOGG® is a registered trademark of SPOT-HOGG ARCHERY PRODUCTS, INC.; Sure-Shot Game Calls® is a registered trademark of Sure Shot Calls LLC; Tangle-Free® is a registered trademark of CASL Industries, LLC; Traeger® is a registered trademark of Traeger Pellet Grills LLC; Trail Tech® is a registered trademark of Polaris Industries Inc; VTX® and Vortex® are registered trademarks of Sheltered Wings, Inc. DBA Vortex Optics; Unless noted, trademarks are the property of Polaris Industries Inc. Some Kolpin products may include chemicals known under California Proposition 65 to cause cancer or reproductive toxicity.



NOTES:



2022-23

Kolpin Outdoors, Inc.
9955 59th Ave N
Plymouth, MN 55442

www.kolpin.com

Telephone: (763) 478-5800
Toll Free: (877) 956-5746
Email: customerservice@kolpin.com

Copyright 2022 Designed & Printed in the USA

SHARE YOUR #KOLPIN ADVENTURES WITH US

