

# 2023-24 | KOLPIN OUTDOORS



PROTECTING YOUR ESSENTIAL GEAR SINCE 1943





**PROTECT THE GEAR YOU NEED. LIVE THE LIFE YOU LOVE.**

Whether your journey requires one horse or 400hp; from woodlands to farmland, from marsh to mountain, the need to protect your most important gear is always there.

That's where we come in: building the smartest and toughest protection solutions to keep your investments – and you for that matter – safe and sound no matter what nature dishes out. We are authentic outdoorsmen that created our first gun case over 80 years ago, and have been making it better ever since.

Our products are intuitively designed by engineers who live for the outdoors, and always guaranteed to perform, even in the most demanding environments. And we know that keeping you and your gear safe ultimately leads to what we all live for... better hunts, better rides, turning work into fun, stronger legacies and lasting traditions.

Thank you for choosing Kolpin and carrying on a time-tested lineage of passionate outdoorsmen who demand the best gear to help them live the life they love.

**WE  
ARE** | **KOLPIN**  
OUTDOORS



**6 RHINO GRIPS**

**25 STRONGHOLD**

**36 CLASSIC GUN BOOTS**

**40 UTV GUN CARRIERS**

**44 SAW TRANSPORT**

**48 ATV / UTV STORAGE**

**60 DIRTWORKS**

**66 RECEIVER HITCHES**

**74 MIRRORS**

**78 ACCESSORIES**

**84 PLOW SYSTEMS / ACCESSORIES**

**100 WINCHES / ACCESSORIES**

**110 UTV ROOFS**

**114 UTV WINDSHIELDS**

**118 FITMENT CHARTS**

♦ This product is designed to fit most vehicles, however Kolpin does not guarantee vehicle fitment for all vehicles. See kolpin.com for the latest vehicle fitment. Always refer to your vehicle's OEM operator manual to understand warnings and fitment, which takes precedence over Kolpin product instructions and fitment. Pictures are a representation of the product you will be getting but may vary due to product revisions.

# RHINO GRIPS

ENGINEERED TO SAFELY AND SECURELY TRANSPORT YOUR GEAR

We've purpose-built the most versatile way to safely secure and transport your gear. Period.

Whatever your tool, firearm or implement, wherever you want to secure it, take it or mount it, we've got a solution for you.



RHINO GRIPS

SECURE YOUR GEAR AND GO














# CHOOSE YOUR GRIP

DESIGNED WITH ONE PRINCIPAL IN MIND:  
SAFELY & SECURELY TRANSPORT YOUR GEAR.

Each Rhino Grip model has durable, flexible, rubber grips to grab your gear and a variety of mounting solutions so you can completely customize your gear transport journey.

All Rhino Grips are sold in pairs. All configurations come with mounting hardware except the FLEX models.

RHINO GRIP	CAPACITY	CONSTRUCTION	ROTATION	ANGLE/TILT	GRIP STYLE	STYLES
<b>PRO</b>						
	50 LBS.	Rubber over-molded aluminum	360°	160°	Fixed	Pro: 21560 Polaris L&R ATV: 21561 Polaris L&R UTV: 21562 Can-Am LinQ: 21563
<b>RATCHETING</b>						
	15 LBS.	Rubber over-molded heavy-duty nylon	360°	Fixed	Adjustable	Ratcheting: 21540 Polaris L&R ATV: 21541 Polaris L&R UTV: 21542 Can-Am LinQ: 21563
<b>XLR</b>						
	15 LBS.	Rubber over-molded heavy-duty nylon	360°	160°	Adjustable	XLR: 21550 Polaris L&R ATV: 21552 Polaris L&R UTV: 21554 XLR Handlebar: 21556 Can-Am LinQ: 21557
<b>XLR DOUBLE</b>						
	20 LBS.	Rubber over-molded heavy-duty nylon	360°	160°	Adjustable	XLR Double: 21551 Polaris L&R ATV: 21553 Polaris L&R UTV: 21555 Can-Am LinQ: 21588
<b>XL</b>						
	15 LBS.	Rubber over-molded heavy-duty nylon	360°	160°	Fixed	XL: 21510 Handlebar Mount: 21530
<b>XL DOUBLE</b>						
	20 LBS.	Rubber over-molded heavy-duty nylon	360°	160°	Fixed	XL Double: 21515
<b>STANDARD</b>						
	10-15 LBS.	Rubber over-molded nylon	Fixed	Fixed	Fixed	Single: 21500 Double: 21505 Suction Cup: 21520
<b>FLEX</b>						
	15 LBS.	Rubber over-molded nylon	Fixed	Fixed	Fixed	1.5: 21570 3.0: 21571







# RHINO GRIP PRO

## THE TOUGHEST RHINO GRIPS YET

We've driven these grips over with trucks trying to break them. We've failed. The PROs have not.

Heavy Scoped Rifles, Crossbows, Ice Augers and more are no match for the Pros.

### DURABLE GRIPS

Rubber over-molded cast-aluminum

### TILT DESIGN

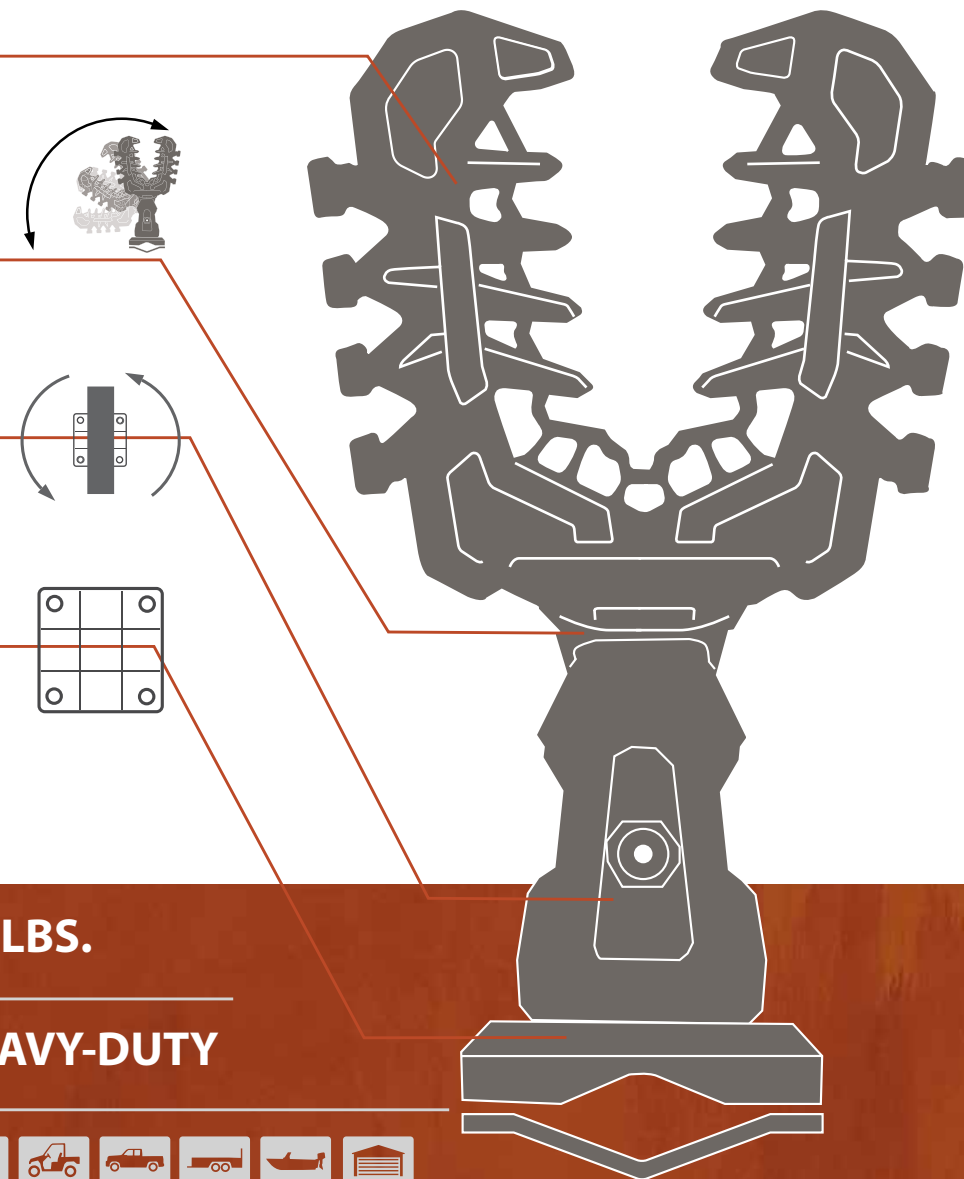
Tilts 160° in 40° increments

### ROTATES 360°

Tool-free base rotation

### HEAVY-DUTY BASE

Mounts to tubular or square bars from 5/8"-2" in diameter or to flat, drillable surfaces



<b>CAPACITY</b>	<b>50 LBS.</b>
<b>BEST USED FOR</b>	<b>HEAVY-DUTY</b>
<b>WORKS BEST ON</b>	

### RHINO GRIP PRO


- 5-Position tooth-indexed tool-free tilt-angling with infinite rotation
- Universal version has 4-corner bolting system
- Can-Am & Polaris Lock & Ride versions include appropriate anchor
- (2) Heavy-duty rubber straps, hardware and mounting plates included



- STANDARD (PAIR) - 21560 - \$ 89.99
- POLARIS SPORTSMAN/RZR (PAIR) - 21561 - \$ 89.99
- POLARIS RANGER/GENERAL (PAIR) - 21562 - \$ 89.99
- CAN-AM LINQ SYSTEM (PAIR) - 21563 - \$ 89.99
- HEAVY-DUTY REPLACEMENT STRAPS (PAIR) - 21590 - \$ 9.99







# RHINO GRIP RATCHETING

## ONE-HANDED CLOSURE OR RELEASE

If you like the idea of one-handed, quick-release button access to your gear and no tie-down straps, these are the solution.

The ability to adjust the 2 grips to different widths to accommodate odd shapes makes these extra-versatile.

### RATCHETING DESIGN

Allows securing items from 1-4"

### GRIP TEXTURE

Compressible rubber

### PUSH ARM TO RATCHET CLOSED; QUICK-RELEASE BUTTON

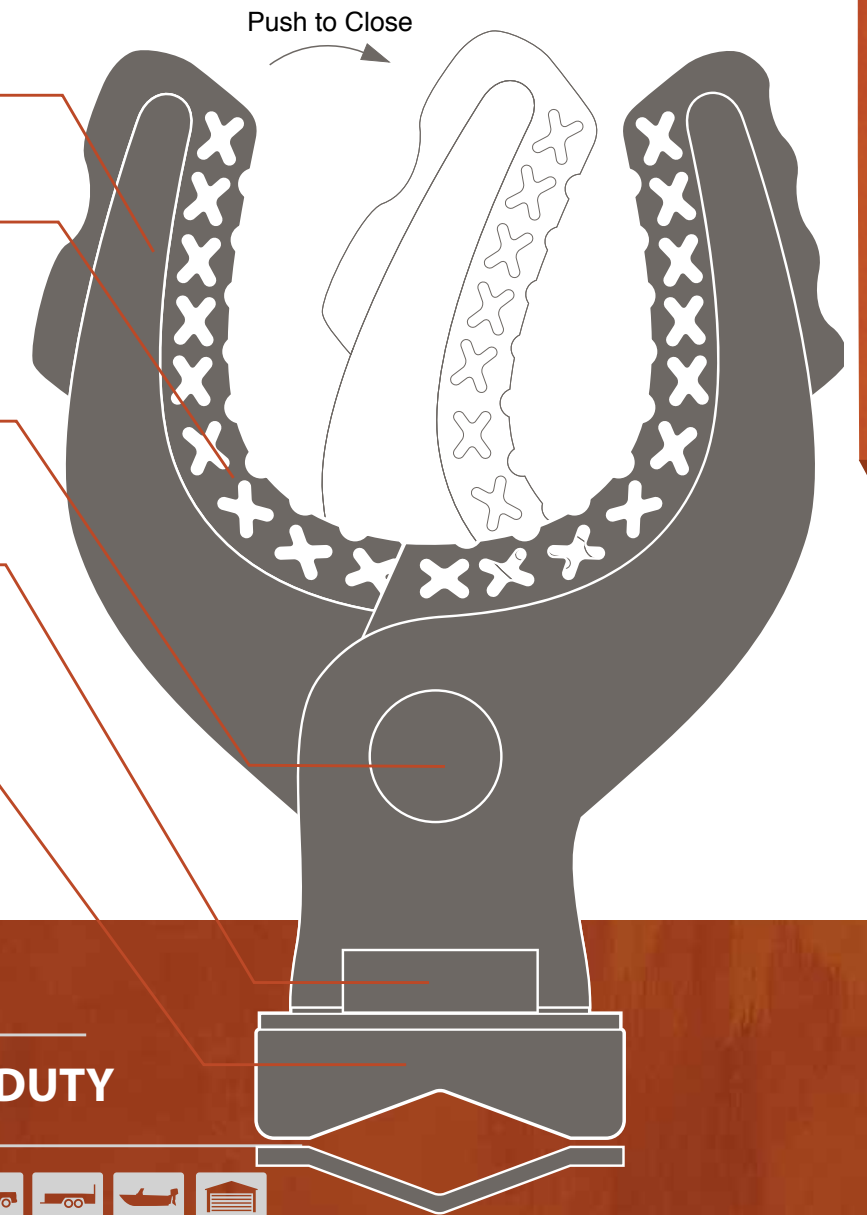
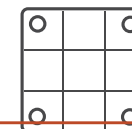
One-handed easy access to gear

### KWIK-CLIP DESIGN

Provides on/off and rotational adjustment in field

### HEAVY-DUTY BASE SYSTEM

Mounts to tubular or square bars from 5/8"-2" in diameter or to flat, drillable surfaces



**CAPACITY** 15 LBS.

**BEST USED FOR** MEDIUM-DUTY

**WORKS BEST ON**

### RATCHETING RHINO GRIP

- Heavy-duty reinforced grip arms with protective internal rubber over-molding
- Indexed ratcheting grip arm secures items from 1"-4" in diameter
- Kwik-Clip design allows base rotation and easy removal of grips from base if needed
- Universal version has 4-corner bolting system
- Can-Am® & Polaris Lock & Ride versions include appropriate anchor
- Includes hardware and mounting plates



**STANDARD (PAIR) - 21540 - \$ 59.99**

**POLARIS SPORTSMAN/RZR (PAIR) - 21541 - \$ 69.99**

**POLARIS RANGER/GENERAL (PAIR) - 21542 - \$ 69.99**

**CAN-AM LINQ SYSTEM (PAIR) - 21546 - \$ 69.99**







# RHINO GRIP XLr

## THE MOST POPULAR RHINO GRIP... REDESIGNED

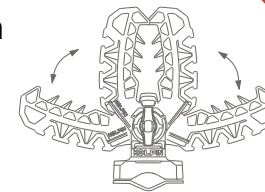
Kolpin's newest addition to the Rhino Grip family. We redesigned our most popular Rhino Grip XL line to have increased clamping functionality, stronger arms, stronger straps, and the ability to move the arms independently to grab all different sized gear.

### DURABLE FLEXIBLE GRIPS

Over-molded heavy-duty nylon cushions and protects while providing custom fit

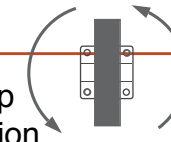
### STRENGTH & ADJUSTABILITY

Independent Grip-Arm adjustment for securing both large & small items



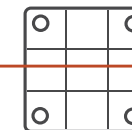
### ROTATES 360°

Thumb-screw-actuated grip stabilizer allows 360° rotation



### HEAVY-DUTY BASE SYSTEM

Mounts to flat surfaces or 3/4" - 2" round tubing



**CAPACITY 15 LBS.**

**BEST USED FOR MEDIUM-DUTY**

**WORKS BEST ON**



### RHINO GRIP XLr

- Independent tool-free grip-arm adjustment for securing both large and small items such as:
  - Rifles / Shotguns / ARs / Soft Gun Cases / Bows
  - Garden & Farm Tools / Fishing Rods / Ice Augers
  - Hub Blinds / Shelters
- (2) Heavy-Duty retaining straps, hardware & mounting plates included
- Dual-loop straps for securing large and small items with different grip arm positions
- Can-Am & Polaris Lock & Ride versions include appropriate anchor



**STANDARD (PAIR) - 21550 - \$ 34.99**

**BAR MOUNT (PAIR) - 21556 - \$ 34.99**

**POLARIS SPORTSMAN/RZR (PAIR) - 21552- \$ 44.99**

**POLARIS RANGER/GENERAL (PAIR) - 21554 - \$ 49.99**

**CAN-AM LINQ SYSTEM (PAIR) - 21557 - \$ 49.99**

**HEAVY-DUTY REPLACEMENT STRAPS (PAIR) - 21591 - \$ 9.99**







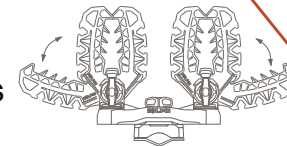
# RHINO GRIP XLR DOUBLES

## OUR MOST POPULAR GRIPS... REDESIGNED TIMES TWO

2 independent grips that can be set at different widths and carry twice the gear. The time-tested strength of these grips and straps have been enhanced and redesigned to be the most versatile Rhino Grip Doubles we've ever built.

### STRENGTH & ADJUSTABILITY

Independent Grip-Arm adjustment for securing both large & small items

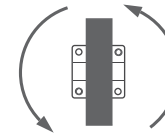


### DURABLE FLEXIBLE GRIPS

Over-molded heavy-duty nylon cushions and protects while providing custom fit

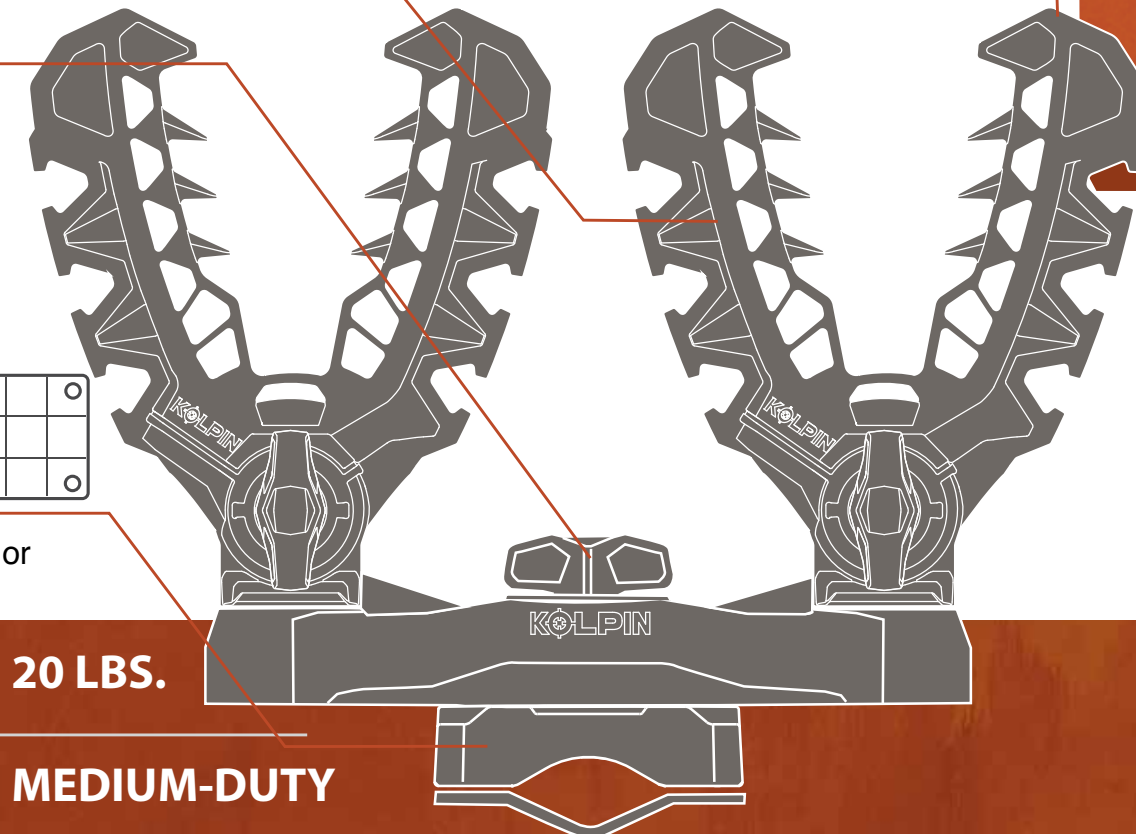
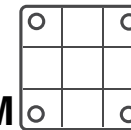
### ROTATES 360°

Thumb-screw-actuated grip stabilizer allows base to rotate 360°



### HEAVY-DUTY BASE SYSTEM

Mounts to flat surfaces or 3/4" - 2" round tubing



**CAPACITY** 20 LBS.

**BEST USED FOR** MEDIUM-DUTY

**WORKS BEST ON** 

### RHINO GRIP XLR DOUBLES

- Independent tool-free grip-arm adjustment for securing both large and small items such as:
  - Rifles / Shotguns / ARs / Soft Gun Cases / Bows
  - Garden & Farm Tools / Fishing Rods / Ice Augers
  - Hub Blinds / Shelters
- (4) Heavy-Duty retaining straps, hardware & mounting plates included
- Dual-loop straps for securing large and small items with different grip arm positions
- Can-Am & Polaris Lock & Ride versions include appropriate anchor



**STANDARD (PAIR) - 21551 - \$ 59.99**

**POLARIS SPORTSMAN/RZR (PAIR) - 21553 - \$ 69.99**

**POLARIS RANGER/GENERAL (PAIR) - 21555 - \$ 74.99**

**CAN-AM LINQ SYSTEM (PAIR) - 21558 - \$ 74.99**

**HEAVY-DUTY REPLACEMENT STRAPS (PAIR) - 21591 - \$ 9.99**





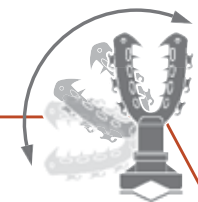


**FLEXIBLE GRIPS**

Rubber over-molded heavy-duty nylon

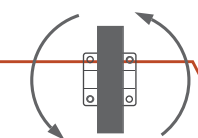
**TILTING DESIGN**

Tilts 160° in 40° increments



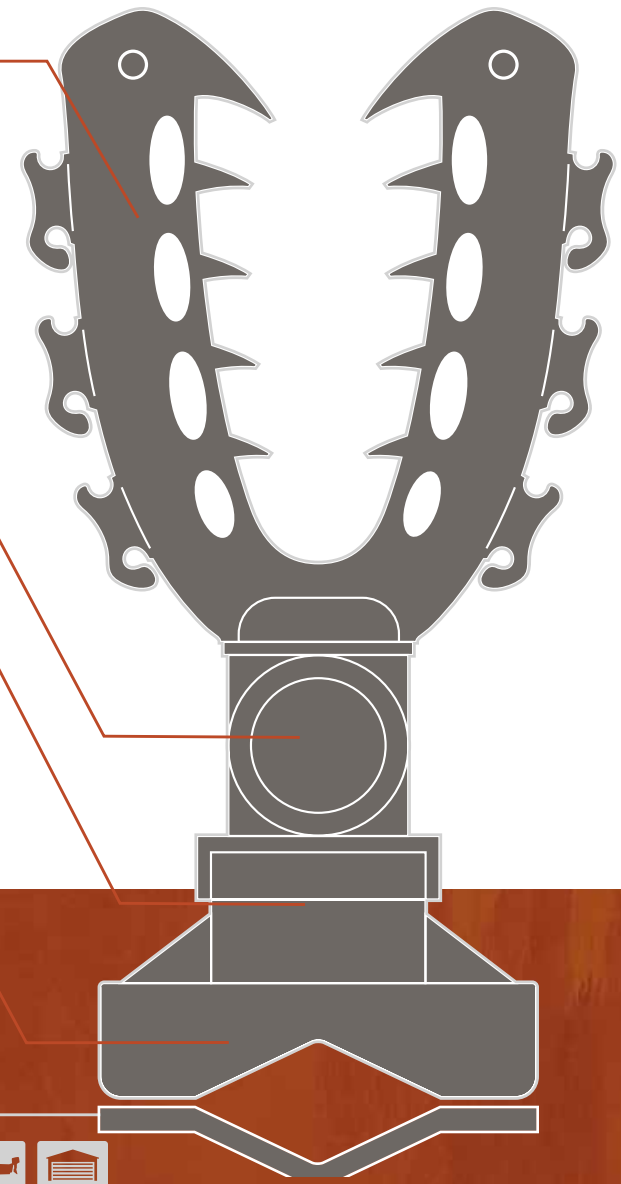
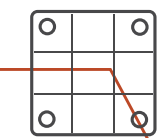
**ROTATES**

Base rotates 360°



**HEAVY-DUTY BASE SYSTEM**

Mounts to tubular or square bars from 5/8"-1-3/4" in diameter or to flat, drillable surfaces



<b>CAPACITY</b>	<b>15 LBS.</b>
<b>BEST USED FOR</b>	<b>MEDIUM-DUTY</b>
<b>WORKS BEST ON</b>	

**RHINO GRIP XL**

- Tool-free Kwik-clip design allows 360° rotation & easy removal of grips from base if needed
- Universal version has 4-corner bolting system
- (2) rubber straps, hardware and mounting plates included



- STANDARD (PAIR) - 21510 - \$ 34.99
- HANDLEBAR MOUNT (PAIR) - 21530 - \$ 29.99
- UTV ROLL BAR MOUNT (PAIR) - 21535 - \$ 34.99
- REPLACEMENT STRAPS (PAIR) - 87010 - \$ 7.99

**RHINO GRIP XL**

**THE MOST POPULAR GRIP WE'VE EVER PURPOSE-BUILT**

XL Grips have been everywhere.

They've carried medium-weight tools, guns, bows, shovels, rods, axes and countless other items to every corner of land and sea.

Where will they securely transport your gear?





# RHINO GRIP XL DOUBLES

## OUR MOST POPULAR GRIPS TIMES TWO

XL Doubles give you the time-tested strength of our most popular XL grips, with twice the gear capacity. 20 lbs. of combined gear weight can be spread out, while only using 1 mounting plate.

The possibilities of medium-weight gear transport combinations are endless.

### FLEXIBLE GRIPS

Rubber over-molded heavy-duty nylon

### TILTING DESIGN

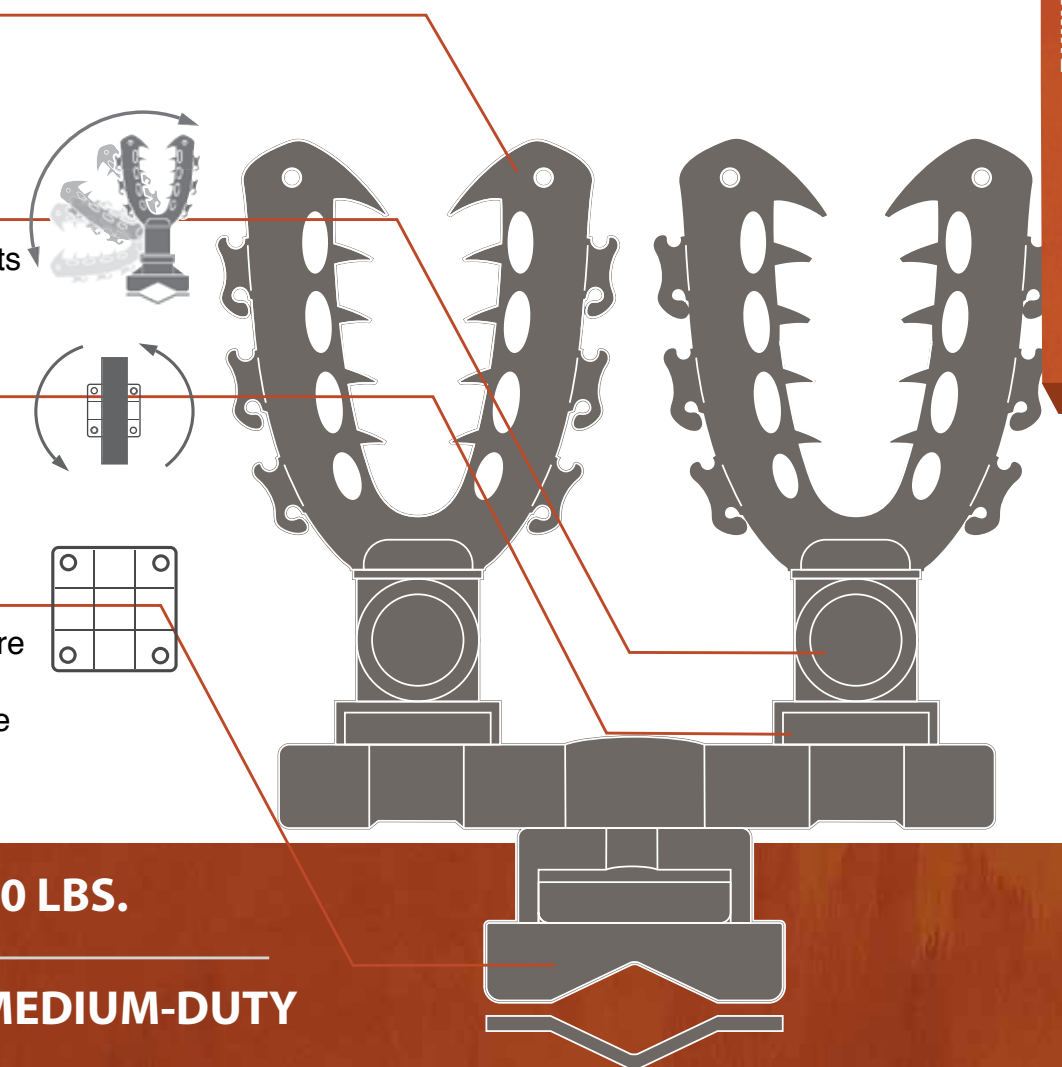
Tilts 160° in 40° increments

### ROTATES

Base rotates 360°

### HEAVY-DUTY BASE SYSTEM

Mounts to tubular or square bars from 5/8"-2" in diameter or to flat, drillable surfaces



**CAPACITY** 20 LBS.

**BEST USED FOR** MEDIUM-DUTY

**WORKS BEST ON** 

### RHINO GRIP XL DOUBLES

- Allows for secure transport of 2 items
- Tool-free Kwik-clip design allows 360° rotation & easy removal of grips from base if needed
- Universal version has 4-corner bolting system
- (4) rubber straps included
- Universal includes hardware and mounting plates



**STANDARD (PAIR) - 21515 - \$ 59.99**

**REPLACEMENT STRAPS (PAIR) - 87010 - \$ 7.99**





### RHINO GRIP STANDARD

- Rubber over-molded flexible nylon construction
- Offset configuration to maximize rack space
- Mounts to tubular or square bars from 5/8"-1-1/4" in diameter or to flat, drillable surfaces
- Single and Double versions have 4-corner bolting system
- Single version has 10 lbs. weight capacity and includes 2 rubber straps
- Double version has 15 lbs. weight capacity and includes 4 rubber straps
- Window Suction cup version has 5-10 lbs. weight capacity and includes 2 rubber straps
- All Rhino Grip are sold in pairs



21500

- SINGLE (PAIR) - 21500 - \$ 29.99**
- DOUBLE (PAIR) - 21505 - \$ 44.99**
- WINDOW SUCTION CUP (PAIR) - 21520 - \$ 29.99**
- REPLACEMENT STRAPS (PAIR) - 87010 - \$ 7.99**
- REPLACEMENT SUCTION CUPS - 71506 - \$ 10.99**



21505



21520

# RHINO GRIP STANDARD

**STRAP DOWN AND SECURE YOUR LIGHT-WEIGHT GEAR**

Easily secure your light-weight gear to any vehicle, wall or flat surface.





# RHINO GRIP FLEX

## HOLD JUST ABOUT ANYTHING... ANYWHERE

Our smallest member of the Rhino Grip family. These Flex Grips will hold an assortment of items of all different sizes on your ATV, UTV, Trailer, on the Shop or Garage wall, etc.

Use your own selected hardware to mount these wherever you need, in the way that you want.

### RHINO GRIP FLEX 1.5

- NEW and IMPROVED durability and stretch
- Adjustable rubber strap fits items up to 1-1/2" in diameter
- Protective non-slip over-molded rubber grip
- Built to carry gear such as: Garden Tools, Axes, Sledge Hammers, Rifles/Shotguns, Cords/Hoses, Fishing Poles
- Durable, reinforced mounting base
- Mounts to flat surfaces or round tubes using bolts or hose clamps
- Compatible with 1/4" or 6mm diameter hardware or 1/2" hose clamps (Not included)
- 15 lbs. weight capacity
- All Rhino Grip Flex are sold in pairs

21570 (PAIR) - \$ 11.99

BUILT TO CARRY GEAR SUCH AS :



### RHINO GRIP FLEX 3.0

- NEW and IMPROVED durability and stretch
- Adjustable rubber strap fits items up to 3-1/4" in diameter
- Protective non-slip over-molded rubber grip
- Built to carry gear such as: Fire Extinguishers (up to 3-1/4" Diameter), Bluetooth® Speakers, Water Jugs, Rifles/Shotguns, Garden Tools, Cords/Hoses
- Durable, reinforced mounting base
- Mounts to flat surfaces or round tubes using bolts or hose clamps
- Compatible with 1/4" or 6mm diameter hardware or 1/2" hose clamps (Not included)
- 15 lbs. weight capacity
- All Rhino Grip Flex are sold in pairs

21571 (PAIR) - \$ 14.99

BUILT TO CARRY GEAR SUCH AS :






# KOLPIN STRONGHOLD | GUN BOOTS

Firearms transport for the new generation of adventurers.

Kolpin Stronghold Gun Boots = Quick, easy and secure attachment of your firearm to your vehicle. Selects your mount, select your Boot, Slide and Click the Boot into the Auto-Latch mount. Adventure Confidently.



KOLPIN STRONGHOLD GUN BOOTS

FIREARM  
TRANSPORT  
SYSTEM















# MOUNT YOUR FIREARM AND GO

The KOLPIN STRONGHOLD system is the result of an evolution over our 80-year history. The leather gun scabbard of the 1940s evolved into our famous hard-sided Gun Boot in the 1970s, and now has evolved into our KOLPIN STRONGHOLD system.

The newest and most versatile way to securely transport your rifles and shotguns...

MOUNT	WORKS BEST ON	AUTO-LATCH MOUNT	STEEL BRACKET	FITMENT	POLARIS FITMENT
<b>AUTO-LATCH MOUNT</b>					
 30816		✓		<ul style="list-style-type: none"> <li>53450 UTV Overbed Storage Rack</li> <li>53460 Hitch Cargo Carrier</li> <li>Flat Surfaces</li> <li>DIY Brackets</li> </ul>	
<b>UNIVERSAL BRACKET &amp; AUTO-LATCH MOUNT</b>					
 20710		✓	✓	<ul style="list-style-type: none"> <li>ATV Tube Racks</li> <li>UTV Bed rails</li> <li>Flat Drillable Surfaces</li> </ul>	Lock & Ride compatible with either (2) ATV 98500 anchors or (2) UTV 98510 anchors (sold separately)
<b>UTV BRACKET &amp; AUTO-LATCH MOUNT</b>					
 30810		✓	✓	<ul style="list-style-type: none"> <li>Most UTV Bed rails</li> <li>Roll Cages</li> <li>Flat Drillable Surfaces</li> </ul>	UTV Lock & Ride version available (30815)
<b>POLARIS RANGER/GENERAL BRACKET &amp; AUTO-LATCH MOUNT</b>					
 30815		✓	✓	<ul style="list-style-type: none"> <li>Polaris Ranger &amp; General Lock &amp; Ride bed rails with (2) included anchors</li> </ul>	Polaris Ranger & General Lock & Ride bed rails with (2) included anchors <small>COMPATIBLE WITH POLARIS LOCK &amp; RIDE</small>
<b>DOUBLE UTV BED RAIL BRACKET &amp; (2) AUTO-LATCH MOUNTS</b>					
 20000		✓ (2)	✓ (2)	<ul style="list-style-type: none"> <li>UTV Bed rails from 41" - 55.5" wide</li> </ul>	Ranger & General Lock & Ride compatible; requires 53504 Kit (sold separately)

## GUN BOOTS

### KOLPIN STRONGHOLD GUN BOOT XL

- Includes zippered, padded protected liner
- Zippered/Magnetic Closure
- Largest and most protective padded interior
- Lockable



Inside Protective Padded Liner Stitching

### KOLPIN STRONGHOLD GUN BOOT L

- Compact lower profile case
- Padded interior liner







**ENTRY**

- Single-handed attached lid opening for quick access
- Integrated Rubber Closure Strap

**LOCKABLE**

- To Kolpin Stronghold Auto-Latch mounts
- Lockable access door
- TSA Approved case


**MOUNTS**

Compatible with Kolpin Stronghold Auto-Latch mounts



**LINER**

- Premium zippered protective liner



Inside Protective Padded Liner Stitching

<b>CAPACITY</b>	52" L x 3-3/4" W x 10-1/2" H
<b>BEST USED FOR</b>	SCOPED RIFLES, SHOTGUNS & MSRs

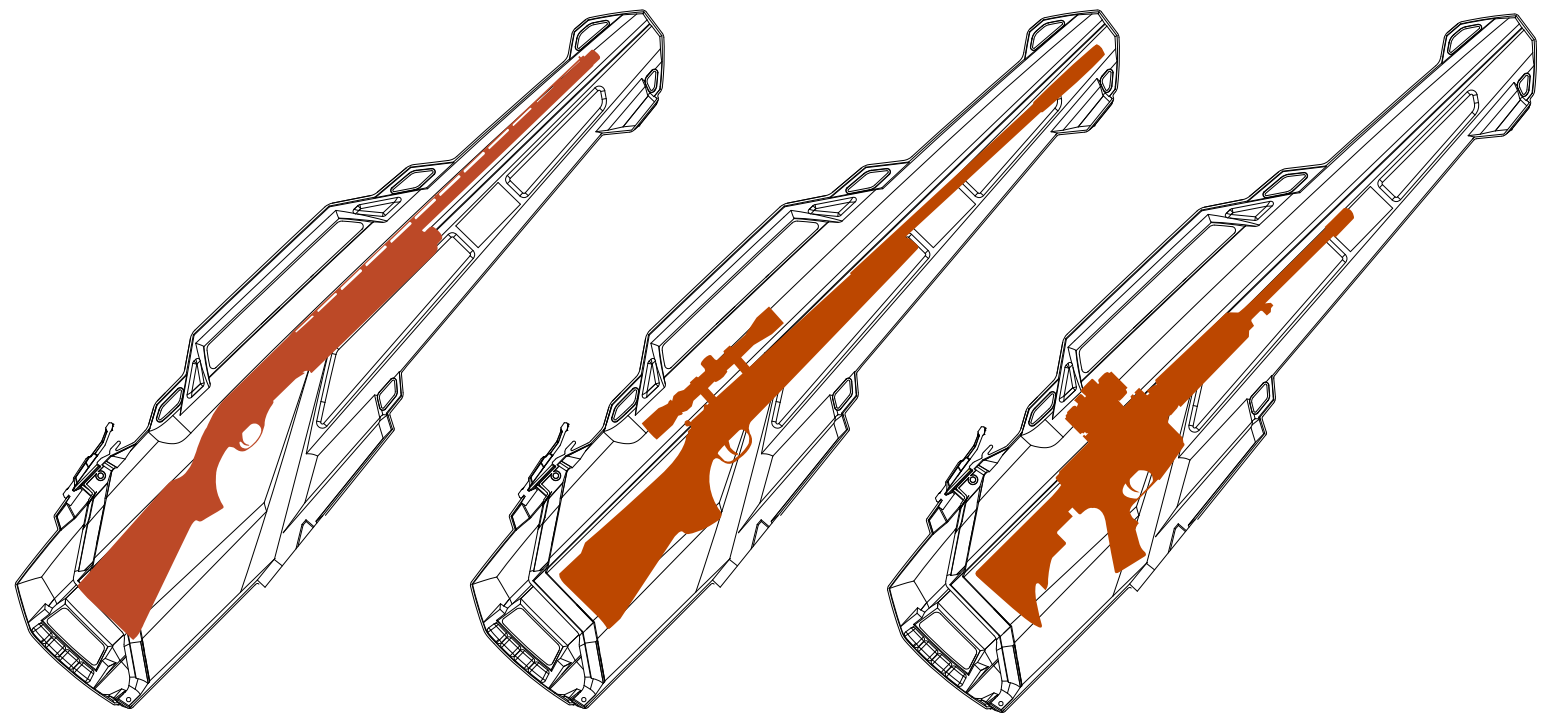


**GUN  
BOOT  
XL**

**KOLPIN STRONGHOLD GUN BOOT XL**

- Our largest and most protective interior of all Kolpin Gun Boot cases
- Includes zippered, padded protected liner
- Zippered/Magnetic Closure
- Lockable

20705 - \$ 89.99







# GUN BOOT

L

## KOLPIN STRONGHOLD GUN BOOT L

- Compact, low profile case design
- Includes padded protective foam liner
- Secure rifles and shotguns up to 52" in length
- Single-handed entry utilizing attached lid & integrated rubber closure strap
- Also compatible with Boottector & Loop Brackets (see pg. 38)

**GUN BOOT L - 20740 - \$ 59.99**

**GUN BOOT L & MOUNT COMBO - 20743 - \$ 119.99**

- Includes mount 20710

### ENTRY

- Single-handed attached lid opening for quick access
- Integrated Rubber Closure Strap

### ERGONOMIC

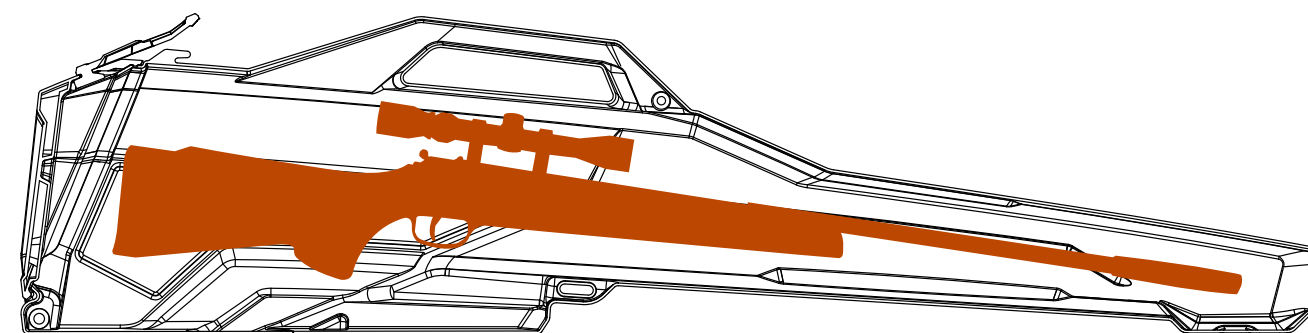
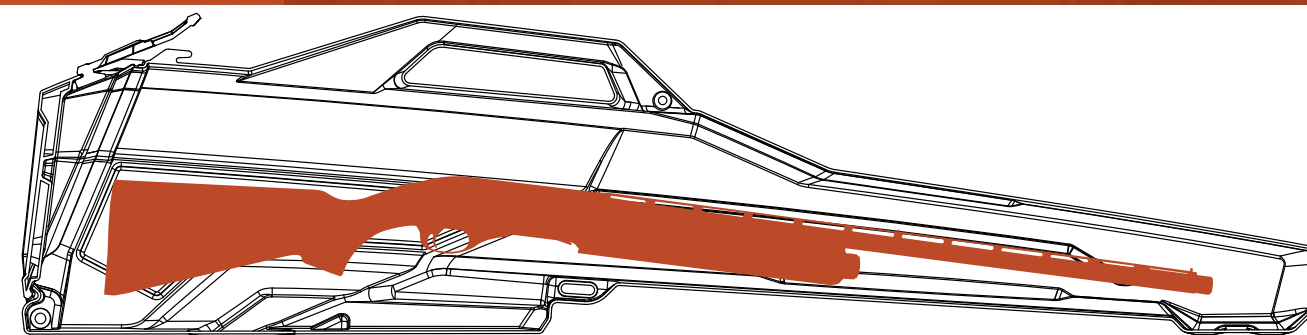
- Integrated carrying handle
- Integrated feet

### MOUNTS

- Compatible with Kolpin Stronghold Auto-Latch mounts
- Compatible with Boottector & Loop Brackets



<b>CAPACITY</b>	<b>52" L x 4-3/4" W x 9-1/4" H</b>
<b>BEST USED FOR</b>	<b>SCOPED RIFLES &amp; SHOTGUNS</b>





## KOLPIN STRONGHOLD UTV BRACKET & AUTO-LATCH MOUNT

- Auto-latching design provides quick secure attachment for all Kolpin Stronghold products to your UTV
- Engineered steel bracket for precision angling & attachment to vehicles
- Compatible with Polaris composite UTV bed-rails with (2) Polaris Lock & Ride Compatible anchors (98510) sold separately



STANDARD - 30810 - \$ 69.99

RANGER/GENERAL - 30815 - \$ 69.99



## KOLPIN STRONGHOLD UNIVERSAL AUTO-LATCH MOUNT & BRACKET

- Auto-latching design provides quick secure attachment for all Kolpin Stronghold products
- Engineered steel bracket for precision angling and attachment to vehicles
- Spring loaded latch with stainless steel spring
- Durable glass-reinforced nylon auto-latch construction
- Universally fits most ATV tubular racks and UTV beds or to any flat surface
- Includes u-bolts and universal mounting hardware. Included Mounting Hardware: (8) Nylon Lock Nuts, M6-1.0, (8) Flat Washer, M6, (4) U-Bolt, M6-1.0 x 25mm ID x 45mm, (4) Flange Hex Bolt, M6-1.0 x 35mm LG, (1) Mounting Bracket
- Compatible with Polaris composite ATV racks and UTV bed-rails with (2) Polaris Lock & Ride Compatible Anchors (98500/98510) sold separately



20710 - \$ 69.99

## KOLPIN STRONGHOLD AUTO-LATCH BRACKET

- Auto-latching design provides quick secure attachment for all Kolpin Stronghold products
- Spring loaded latch with stainless steel spring
- Durable glass-reinforced nylon auto-latch construction
- Includes M6 & M10 hardware for side and bottom mounting



30816 - \$34.99

## KOLPIN STRONGHOLD UTV DOUBLE BED RAIL MOUNT

- Provides quick & secure attachment for (2) Kolpin Stronghold Boots
- Telescoping steel bar mount installs in/on UTV beds from width 41" to 55-1/2"
- Includes (2) adjustable Kolpin Stronghold Auto-Latch mounts
- Precision horizontal & pivoting adjustment to optimize boot installation
- Mountable to Polaris Ranger/General with additional mounting kit 53503 or (4) 98510 anchors
- Mountable to Can-Am Defender/Commander with additional mounting kit 53503 or (4) 98515 mounts



UTV - 20000 - \$ 199.99





# CLASSIC GUN BOOTS

## THE GUN. THE BOOT. THE LEGEND.

Evolved from the Kolpin 007, originally built in the early 1970s, the Classic Gun Boot family has established a following as extensive and storied as the thousands of adventures they've been carried on to every corner of the globe.

We additionally have a full assortment of brackets to mount the Boots to your type of vehicle.

### GUN BOOT 6.0 - IMPACT

- Fits firearms up to 51" in total length
- Extra room for pistol grips & small bi-pods
- Hatchback easy access and locking capability
- Ergonomically designed handle & molded attachment points for a sling
- Compatible with mounts 20005, 20006 & 20029 (sold separately)
- Includes a removable padded protective liner that provides superior interior protection
- Dimensions: 51" L x 4-1/2" W" x 9" H



20025 - \$ 74.99

### GUN BOOT IV

- The most popular gun case for almost 50 years
- Provides ample room for 50mm scopes, rifles with slings or shotguns up to 51" in length
- Includes a removable padded protective liner that provides superior interior protection
- Ergonomically designed handle & molded attachment points for a sling
- Designed to accommodate left & right hand bolt action rifles & shotguns
- Compatible with mounts 20035, 20350, 20351, 20032, 20033, 20200 & 20029 (sold separately)



20051 - \$ 69.99

### GUN BOOT 4.3 WITH BRACKET

- Provides ample room for 50mm scopes, rifles with slings or shotguns up to 51" in length
- Includes both a Gun Boot with protective liner and mounting bracket
- Designed to accommodate left and right hand bolt action rifles and shotguns
- Ergonomically designed handle and molded attachment points for a sling
- Mounting hardware included for most installations



20053 - \$ 109.99



## BOOTTECTOR BRACKET

- Interfaces with: Gun Boot L and Saw Boot
- Includes Mounting Hardware
- 20035 includes U-bolt mounting hardware for ATVs with tubular racks



COMPATIBLE WITH  
**POLARIS**  
**LOCK&RIDE**

20035 - \$ 69.99  
POLARIS SPORTSMAN - 20350 - \$ 79.99  
POLARIS RANGER - 20351 - \$ 79.99

## GUN BOOT LOOP BRACKET

- Interfaces with: Gun Boot L and Saw Boot
- Includes Mounting Hardware
- 20032 includes U-bolt mounting hardware for ATVs with tubular racks



COMPATIBLE WITH  
**POLARIS**  
**LOCK&RIDE**

20032 - \$ 59.99  
POLARIS SPORTSMAN - 20033 - \$ 69.99

## GUN BOOT / SAW BOOT BRACKET

- Interfaces with: Gun Boot L and Saw Boot
- Fits ATV tubular racks or UTV frames up to 2"
- Includes Mounting Hardware



20200 - \$ 59.99

## IN-BED DOUBLE GUN BOOT 6.0 MOUNT


- Mounts (2) Gun Boot 6.0 cases in UTV bed
- Bed width dimensions must be between 47-1/2" - 55"
- Includes Mounting Hardware



20005 - \$ 89.99

## POLARIS FULL-SIZE RANGER IN-BED SINGLE GUN BOOT MOUNT

- Mounts (1) Gun Boot 6.0 case in bed
- Compatible with 2005-Current Polaris Full Sized Rangers with (2) included 98510 anchors



COMPATIBLE WITH  
**POLARIS**  
**LOCK&RIDE**

20006 - \$ 59.99

## GUN BOOT ONE-PIECE BRACKET

- Mounts to tubular ATV racks to transport Gun Boot 4 and 6.0 cases
- Perfect fit for intermediate & smaller ATVs
- Includes Mounting Hardware



20029 - \$ 49.99





### UTV VERTICAL IN-CAB GUN RACK


- Vertical In-cab gun rack mounts to UTV floor
- Standard mount fits flat UTV floors, other specific adapter plates may be required
- Fully adjustable angling up to 45°
- Adjustable height from 27-1/2" - 35-1/2"
- Base Dimensions: 5-1/4" W x 6" L front to back

**UTV GUN RACK - 20073 - \$ 99.99**  
**REPLACEMENT STRAPS (PAIR) - 70732 - \$ 6.99**  
 • 8-1/4" long

### ADAPTER MOUNTS

**CENTER TRANSMISSION HUMP RISER MOUNT - 20074 - \$ 37.99**

**RANGER MID-SIZE MOUNT - 20077 - \$ 37.99**  
 • Fits the following models:  
 2010-2014 Ranger 400  
 2010-2017 Ranger EV  
 2011-2017 Ranger 500 / Crew  
 2014-2017 Ranger 570 / Crew



### UTV DOUBLE GUN SOFT CASE

- Fits (2) scoped-rifles or shotguns up to 52" in length
- Water/dust-resistant ballistic fabrics & zippers
- Thick padded construction
- (2) large exterior gear storage pockets
- (6) quick-release buckle mounting straps for universal fitment to UTV roll cages
- Exterior Dimensions: 52" x 10-1/2" x 6"



# UTV GUN CARRIERS

## EASY ACCESS. NEVER TOO FAR AWAY.

Whether vertically mounted between driver and passenger, overhead or to the roll cage, we have a solution to securely transport 2 rifles or shotguns on your UTV.



**BLACK - 20830 - \$ 89.99**  
**PURSUIT CAMO - 20831 - \$ 99.99**





### UTV OVERHEAD IN-CAB GUN RACK

- Adjustable length 20-1/2"-28-1/2" to fit many UTV models (inside of UTV frame)
- Designed to hold 2 Firearms
- Rubber coated ends protect the frame
- Foam padding protects your firearms and provides secure fit
- No tools required for assembly, easy on / easy off



20078 (PAIR) - \$ 99.99

### UTV OVERHEAD IN-CAB GUN & BOW RACK

- In-cab overhead rack secures and protects (2) guns or (1) bow
- Adjustable firearm grips can be positioned to optimize firearm location and orientation
- Rubber strap provides quick, adjustable and silent access to firearms or bow
- Scratch-resistant, foam-lined grips with rubber straps provide secure protection for exposed firearms encased in soft-sided cases or compound bows.
- Ultra-strong steel telescoping tubes adjust from 17-1/2"-33-1/2"
- Installs in minutes without vehicle modification
- Fits UTVs with 1-1/2"-2" round cages as well as profile tube (Polaris/Can-Am)



20079 (PAIR) - \$ 119.99





### UTV/TRAILER CHAINSAW MOUNT

- Heavy-duty, black powder-coated metal bracket is designed to transport your chainsaw safely and securely
- Rubber pads provide cushion & tight fit
- Hinged design for quick removal
- Able to hold chainsaw or round handled tools in vertical direction or at a 45° angle
- Accommodates any brand chainsaw with up to a 22" bar
- Fits UTV beds & roll bars and trailers
- Roll bar and bed mounting hardware included



UNIVERSAL - 20048 - \$ 109.99

### POLARIS RANGER/GENERAL CHAINSAW MOUNT

- Heavy-duty, black powder-coated metal bracket is designed to transport your chainsaw safely and securely
- Rubber pads provide cushion & tight fit
- Hinged design for quick removal
- Able to hold chainsaw or round handled tools in vertical direction or at a 45° angle
- Accommodates any brand chainsaw with up to a 22" bar
- Fits Polaris Ranger/General UTV beds with included Polaris Lock & Ride compatible anchors



COMPATIBLE WITH  
**POLARIS**  
LOCK & RIDE



POLARIS RANGER/GENERAL 20049 - \$ 119.99

# SAW TRANSPORT

## TRANSPORT YOUR CHAINSAW SECURELY AND SAFELY ON ANY ATV, UTV OR TRAILER

Whether in a Saw Press or Saw Boot, traverse rough terrain with your chainsaw attached to your vehicle.





### ATV CHAINSAW MOUNT

- Heavy-duty, black powder-coated metal bracket is designed to transport your chainsaw safely and securely
- Rubber pads provide cushion & tight fit
- Hinged design for quick removal
- Holds saw in vertical position or 45° in either direction
- Accommodates any brand chainsaw
- Fits round handled tools
- Fits most ATVs with tubular rack and trailers
- NEW and IMPROVED fitment to fit Can-Am Outlander and Polaris Sportsman



20044 - \$ 79.99



### CHAINSAW BOOT

- Secure & protect your chainsaw when traversing over rough terrain
- Fits up to a 20" bar
- Fits in standard Kolpin Gun Boot brackets - Simply remove your Gun Boot case & install your Saw Boot
- Chainsaw can be quickly secured/removed with included bungee tie-down
- Included heat shielding allows for carrying a hot saw
- Fits most ATVs with tubular racks, UTV beds and trailers - See mounting solutions for details page 38.



20600 - \$ 79.99

Chainsaw not included





# UTV STORAGE

## KEEP YOUR GEAR ORGANIZED AND SECURE

However light or heavy, big or small, when you hit the trails, we have a bag, box or rack to store and transport your gear.

### UTV ALUMINUM BED BOX

- UTV bed box constructed of 15-gauge diamond plate aluminum
- Lockable stainless steel latches accessible from both driver & passenger sides
- Dimensions: 11" (H) x 12" (W) x 60" (L)
- 90° gas-shock assisted (2); Fully open when positioned at the front of bed w/out interfering with cab
- Gasketed/Weatherproof Lid with reinforced sub-frame and full length piano hinge for increased rigidity
- Integrated mounting holes inside; compatible with Flex 1.5 and Flex 3.0 Grips
- Fitment with designated mounting kit:
  - Can-Am Defender
  - Kawasaki Mule Pro FX/FXT
  - Polaris Ranger Full-Size (2005 & Up)
  - Yamaha Viking
 Mounting Kits Sold Separately




53470 METAL BOX - \$ 499.99

### BED BOX MOUNTING KITS

CAN-AM DEFENDER LINQ MOUNTING KIT  
53501 - \$ 44.99

KAWASAKI/YAMAHA TUBE MOUNTING KIT  
53502 - \$ 16.99

POLARIS RANGER/GENERAL LOCK & RIDE MOUNTING KIT  
53504 - \$ 44.99







## UTV OVERBED STORAGE RACK

- Heavy-duty bed rack for gear storage
- 7" elevation above bed rail to maximize storage
- 150 lb. weight capacity for off-road vehicles
- Adjustable from 39-<sup>7</sup>/<sub>10</sub>" - 56-<sup>3</sup>/<sub>10</sub>" (inside bed widths)
- Fully welded steel basket: 46-<sup>2</sup>/<sub>5</sub>" x 20" x 4-<sup>1</sup>/<sub>5</sub>"
- Integrated mounting pattern compatible with Kolpin Rhino Grips (XL, XLR, Pro, Flex) and Kolpin Stronghold Mount (30816)
- Integrated tie-down and chainsaw bar slots
- Integrated bottle opener
- Quick 5-minute assembly with pre-drilled holes
- Model specific mounting hardware sold separately (see below)
- See kolpin.com for complete fitment list



53450 - \$ 309.99

MAKE	MODEL	YEAR	MOUNTING HIT	MSRP
CAN-AM	Commander	2021+	53503	\$ 44.99
CAN-AM	Defender		53503	\$ 44.99
HONDA	Pioneer 500		53502	\$ 16.99
JOHN DEERE	XUV		53502	\$ 16.99
KAWASAKI	Mule Pro FX/FXT		53502	\$ 16.99
KAWASAKI	Mule Pro MX/SX		53502	\$ 16.99
KAWASAKI	Mule 4000/4010	2021+	53502	\$ 16.99
KAWASAKI	Teryx 2 Pass	2014+	53502	\$ 16.99
POLARIS	General		53504	\$ 44.99
POLARIS	Ranger - All	2005+	53504	\$ 44.99
YAMAHA	Viking		53502	\$ 16.99





## 2" RECEIVER HITCH CARGO CARRIER

- Heavy-duty receiver rack for gear storage
- 8" lift for off-road clearance
- Fully welded steel basket: 46-<sup>2</sup>/<sub>5</sub>" x 20" x 4-<sup>1</sup>/<sub>5</sub>"
- Integrated laser-cut hole patterns compatible with Kolpin Rhino Grips (XL, XLR, Pro, Flex) and Stronghold 30816 Gun Boot mount
- 150 lb off-road / 300 lb on-road weight capacity
- Quick 5-minute assembly with pre-drilled holes
- 85625 2" Hitch Stabilizer included for added stability

53460 - \$ 214.99



## UTV BED RAIL STORAGE BOX

- Provides 7 Gallon / 26 Liter of storage space
- Outside Dimensions: 22" L x 12-<sup>1</sup>/<sub>4</sub>" W x 12-<sup>1</sup>/<sub>2</sub>" H
- Internal Dimensions: 19" L x 8" W x 10" H
- Includes (2) UTV 98510 anchors for compatibility with Polaris UTV bed rails using Lock & Ride
- Easy installation

4413 - \$ 134.99



## UTV BENCH CENTER CONSOLE

- Easily access necessary gear
- Features a weather resistant storage compartment with lid & two cup holders
- Heavy-duty, black roto-molded, and uv-stabilized LLDPE (linear low-density polyethylene) construction
- Overall Dimensions: 21" L x 10" W x 8" H

4470 - \$ 169.99



## ATV MATRIX SEAT BAG

- Durable 600D nylon construction with Hydro Shield and UV coating
- 3-piece bag design including center cooler
- 15 Gallon / 57 Liter of accessible storage
- Reinforced buckles to allow for easy on/off of most ATV racks
- Overall Dimensions: 32" L x 22" W x 11" H
- Side Pod Dimensions: 16" L x 6" W x 8" H



BLACK - 91155 - \$ 119.99

PURSUIT CAMO - 91150 - \$ 129.99

## ATV GEAR & COOLER SEAT BAG

- Heavy-duty water-resistant Hydro shield & UV coated ballistic fabric, w/ padded construction
- 5 Gallon / 20 Liter cooler with (2) 4.7 Gallon / 18 Liter side compartments
- Padded seat converts to storage basket
- (2) front mesh pockets & storage cords
- (7) buckled straps for fitment to most ATV racks
- Overall Dimensions: 34" L x 18" W x 11" H



BLACK - 91156 - \$ 129.99

PURSUIT CAMO - 91157 - \$ 139.99





## GUARDIAN ATV/UTV STORAGE BOX - 40 L

- 10-1/2 Gallon / 40 Liter zipper-less design with water-resistant ballistic fabrics with UV coating
- Integrated dust & water seal
- 3-pocket lid organizer
- (6) metal D-ring tie-downs on perimeter
- (6) quick-release buckle mounting straps for universal fitment to most ATVs and UTVs
- Overall Dimensions: 27-1/2" L x 11" W x 8-1/2" H



91163 - \$ 119.99



## GUARDIAN ATV/UTV STORAGE BOX - 80 L

- 21 Gallon / 80 Liter zipper-less design with water-resistant ballistic fabrics with UV coating
- Integrated dust & water seal
- Zippered exterior pocket
- 3-pocket lid organizer
- (6) metal D-ring tie-downs on perimeter
- (6) quick-release buckle mounting straps for universal fitment to most ATVs and UTVs
- Overall Dimensions: 33" L x 14" W x 12" H



91162 - \$ 139.99



## ATV TRUNK & LOUNGER

- Massive 31 Gallon / 117 Liter storage capacity
- Seamless hinge and gutter lid design closes with heavy-duty rubber latches to keep interior dry and dust free
- Easy to attach / remove from vehicle via U-bolt kit (included) or tie downs (not included)
- Recessed utility tray with integrated tie downs
- Durable roto-molded construction with integrated pad lock holes
- Removable no-slip seat pads
- Overall Dimensions: 40-3/4" L x 28" W x 17" H



4457 - \$ 219.99

### CAN-AM OUTLANDER MOUNTING KIT -

93165 - \$ 44.99

### POLARIS SPORTSMAN MOUNTING KIT -

93160 - \$ 44.99



Rhino Grip Flex (sold separately)



## ATV REAR HELMET BOX

- Mounts to most tubular racks using (4) U-bolts and sealing washers (included)
- 93165 and 93160 Mounting Kits do not work for this box
- Opens in the rear with access to arm cavities
- 26 Gallon / 99 Liter of weather-resistant storage
- Overall Dimensions: 36-3/4" L x 28" W x 17" H



4438 - \$ 209.99







## ATV FRONT RACK STORAGE BOX

- Contoured design for maximum visibility
- Double-walled lid construction
- Heavy-duty keyed lockable center latch
- Overall Dimensions:  
30- $\frac{1}{4}$ " L x 13- $\frac{1}{2}$ " W x 9" H

93101 - \$ 159.99

### POLARIS MOUNTING KIT - 93103 - \$ 34.99

- Required for 2005-current Polaris ATVs with Lock & Ride
- Mount kit includes (2) mounting brackets & (4) 98500 Lock & Ride anchors



COMPATIBLE WITH  
**POLARIS**  
LOCK & RIDE



## ATV REAR RACK STORAGE BOX

- Lockable box
- Double-walled lid construction
- Overall Dimensions:  
37" L x 17- $\frac{1}{2}$ " W x 13- $\frac{1}{2}$ " H

93201 - \$ 179.99

### POLARIS MOUNTING KIT - 93203 - \$ 34.99

- Required for 2005-current Polaris ATVs with Lock & Ride
- Mount kit includes (2) brackets & (2) 98500 ATV Anchors, (1) Kwik-Cinch Strap



COMPATIBLE WITH  
**POLARIS**  
LOCK & RIDE



ACCESSORY RACK - 93202 - \$ 54.99

## ATV REAR RACK OUTFITTER BOX

- Double-walled lid construction
- Rubber sealing gasket to keep out dust/water
- Kwik-Cinch straps for quick on/off attachment
- Metal Accessory Rack for extra capacity
- Fits most ATV tubular & composite racks
- Overall Dimensions:  
42- $\frac{1}{2}$ " L x 21- $\frac{1}{2}$ " W x 16- $\frac{3}{4}$ " H
- Front to back base footprint - 13" in the center between the rear of the seat to the rear of the rack, 19" on the outside edges

93450 - \$ 289.99



COMPATIBLE WITH  
**POLARIS**  
LOCK & RIDE







# ATV RACKS

## FOR THOSE INTO HEAVY METAL...

ATVs are one of the most versatile vehicles out there, used everywhere from the farm to the job-site to the oil fields. When you need to add a little space to your machine, or add the durable strength of metal to your storage area, we have a line-up of solutions to transport and protect your gear.

### ATV CONVERTIBLE REAR DROP BASKET RACK

- Basket can be used with rear rack extension in dropped or raised position or separately for contained storage on your ATVs front rack
- Constructed of 1-1/2" diameter tubing
- 1-1/4" space before drop allows fitment to machines with vertical rear rack loops
- Basket dimensions: 38" L x 13" W x 7-1/2" H
- Dimensions: 40-1/2" L x 27-1/4" W x 10" H, 28 lbs.

53350 - \$ 209.99



### ATV FLAT RACK

- 1-1/2" steel tubing for perimeter support
- Expanded metal mesh to contain small items
- Mounts to front or rear tubular rack of ATV
- Flat design increases rack space
- 1-1/4" space at 16" allows fitment to machines with vertical rack loops
- Dimensions: 40" L x 33" W x 6" H, 20 lbs.

53400 - \$ 179.99



### ATV RACK GEAR BASKET

- Add extra front or rear ATV storage
- Space to carry up to (3) 5-gallon buckets
- Universal fit to any front or rear tubular rack
- Dimensions are 38" L x 13" W x 7-1/2" H, 16 lbs.

53360 - \$ 129.99



### ATV REAR DROP BASKET WITH TAILGATE

- Includes fold down tailgate & cable supports, basket weight capacity up to 200 lbs.
- Inside box dims: 37-1/2" L x 12" W x 8" H
- 1-1/4" space 16" before drop allows fitment on machines with vertical rear rack loops
- Dimensions: 43" L x 31" W x 10" H, 51lbs.

53300 - \$ 229.99





# DIRT WORKS

## CATEGORY "0" AGRICULTURAL IMPLEMENTS

Kolpin category "0" implements put your ATV or UTV to work.

Whether prepping a food plot to attract the biggest of bucks, or cultivating your acreage to put veggies on the table, the Kolpin DirtWorks system has all the needed implements to plow, rake, scrape and more.



DIRTWORKS

PUT  
FOOD  
ON THE  
TABLE





# BUILD YOUR SYSTEM

The DirtWorks system is built to be easy.

Find the hitch that works with your machine.

Attach the 3-Point Hitch with appropriate Accessory bar.

Attach the implement you need.

## 3-POINT HITCH SYSTEM

- Category "0" Agricultural Implement System
- 20" integrated tool bar with 5/8" diameter pins
- Heavy-duty 1-1/2" square-tubing frame
- Fits any 2" automotive style receiver hitch
- Convenient rocker switch can be mounted to your handle bars/dash
- 12v electric actuator lift system with 20 amp maximum draw
- 250 lbs. lift capacity at the tool bar
- 300 lbs. down pressure capacity
- 15" vertical lift at the tool bar
- Fully adjustable lift arms & top link
- Additional frame support kit may be required, please check out our suspension locks & frame support kits (page 68)
- Requires Accessory Tool Bar (sold separately)



WHS03HD - \$ 999.99

## ACCESSORY TOOL BARS

- Category "0", 5/8" hitch pins with 20" spacing
- Heavy-duty powder-coated steel construction
- Allows quick change from one implement to another
- Required to attach any DirtWorks Implements to the 3-Point Hitch System




48" WIDTH - ATB48 - \$ 179.99

- For use on ATVs or UTVs

60" WIDTH - ATB60 - \$ 199.99

- For use on UTVs



## BUILD YOUR DIRTWORKS SYSTEM

**A** 3-POINT HITCH SYSTEM  
WHS03HD

**B** OPTIMIZE PERFORMANCE  
SEE PAGE 68-73 FOR HITCHES  
AND FRAME SUPPORTS

**C** ACCESSORY TOOL BAR  
48" WIDTH - ATB48  
60" WIDTH - ATB60

## CHOOSE YOUR IMPLEMENTS

**D** REAR BLADE  
48" WIDTH - FRB48  
60" WIDTH - FRB60

**E** LANDSCAPE RAKE  
60" WIDTH - LSR60

**F** DISC PLOW  
DP82

**G** CHISEL PLOW/  
SCARIFIER  
86100

**H** S-TINE  
CULTIVATOR KIT  
CT036



## 60" LANDSCAPE RAKE

- Clear trails, groom horse corrals, rake the beach or maintain your gravel driveway
- 5-position angling for customized results
- 21 individual 1-<sup>5</sup>/<sub>16</sub>" hardened landscape rake tines
- Requires either the 48" or 60" Accessory Tool Bar & 3-Point Hitch System (sold separately)
- 60" total width



**LSR60 - \$ 399.99**

## DISC PLOW KIT

- Our best selling DirtWorks implement
- Two individual gangs of (4) discs easily attach to the DirtWorks Accessory Tool Bar
- Five adjustable cutting angles accommodate different soil types & conditions
- Live axle & sealed ball bearing design
- Requires the 48" or 60" Accessory Tool Bar & 3-Point Hitch System (sold separately)
- 54" total width, Disc diameter: 14"
- Helpful Hint: We recommend the use of a separate Accessory Tool Bar for mounting convenience of the disc plow set if you are utilizing other DirtWorks implements



**DP82 - \$ 499.99**

## S-TINE CULTIVATOR KIT

- Cultivator tines break up compacted ground providing deeper penetration & more aeration when preparing your soil
- (6) 1-<sup>1</sup>/<sub>2</sub>" Agricultural grade Danish "S" tines feature reversible sweeps
- Requires the 48" or 60" Accessory Tool Bar & 3-Point Hitch System (sold separately)
- Helpful Hint: We recommend the use of a separate Accessory Tool Bar for mounting convenience of the cultivator set if you are utilizing other DirtWorks implements



**CT036 - \$ 449.99**

## CHISEL PLOW/SCARIFIER KIT

- 2-in-1 – Blade Scarifier OR Chisel Plow
- (6) 1/2" heavy-duty, hardened steel plow teeth to loosen hard packed surfaces such as driveways
- Adjustable blade height for various ground types & extra clearance during transportation
- Requires the 48" or 60" Accessory Tool Bar & 3-Point Hitch System (sold separately)
- Helpful Hint: We recommend the use of an additional tool bar for mounting convenience of the Chisel Plow Scarifier when utilizing other DirtWorks implements



**86100 - \$ 309.99**

## REAR PLOW BLADES

- 5-position angling
- 13" blade height
- Replaceable/Reversible wear bars available
- Requires the 48" or 60" Accessory Tool Bar & 3-Point Hitch System (sold separately)
- Easy one pin mounting



**FRB48 - 48" - \$ 349.99**

**FRB60 - 60" - \$ 399.99**

**12-0130 - 48" WEAR BAR - \$ 34.99**





# RECEIVER HITCH ACCESSORIES

## EXTRA STRENGTH AND CAPACITY TO CARRY AND PULL A LOAD

Our new lineup of Hitch Accessories is built to lend a hand when the job demands it.

### 2" RECEIVER HITCH CARGO CARRIER

- Heavy-duty receiver rack for gear storage
- 8" lift for off-road clearance
- Fully welded steel basket: 46-2/5" x 20" x 4-1/5"
- Integrated laser-cut hole patterns compatible with Kolpin Rhino Grips (XL, XLR, Pro, Flex) and Stronghold 30816 Gun Boot mount
- 150 lb off-road / 300 lb on-road weight capacity
- Quick 5-minute assembly with pre-drilled holes
- 85625 2" Hitch Stabilizer included for added stability



53460 - \$ 214.99

### 2" HITCH STABILIZER

- Can be added to any 2" hitch to stabilize hitch-mounted accessories
- Heavy-duty 5/16" (8mm) thick steel support plate
- Oversized M12 hardware with lock washers & lock nuts for added security
- Quick and simple bolt-on installation



85625 - \$ 19.99

### 2" RECEIVER SHACKLE

- Heavy-Duty forged steel construction for vehicle tow and recovery
- 9,500 lb working load limit (4-3/4 tons)
- Shackle installs horizontally or vertically
- For off-road use only
- Hitch pin included



85680 - \$ 39.99



### ATV INDEPENDENT REAR SUSPENSION LOCKOUT

- Locks suspension out & mimics solid rear axle
- Improves workability of attachments
- Fits most ATVs with independent rear suspension
- Does NOT fit ATVs with curved A-Arms
- Recommended for ATV independent rear suspensions when using 3-Point Hitch System or any heavy load.



85200 - \$ 89.99

### UTV 3-POINT HITCH SYSTEM FRAME SUPPORT BAR

- Add frame support and stability
- Transfers torque load from the hitch to your frame for long lasting durability
- Easy to make adjustments and take on/off
- Recommended for any UTV when using 3-Point hitch system for improved functionality of implements
- NOT compatible with 2018-2021 Ranger 1000



90500 - \$ 109.99

### POLARIS RANGER XP 3-POINT HITCH SYSTEM FRAME SUPPORT BAR

- Add frame support and stability
- Transfers torque load from the hitch to your frame for long lasting durability
- Easy to make adjustments and take on/off
- Recommended for any UTV when using 3-Point hitch system for improved functionality of implements
- Fits all 2013 and newer Full-sized XP Rangers



90506 - \$ 129.99

### ATV 2" IRS RECEIVER HITCH

- Fits most ATV models with Independent Rear Suspension
- Mounts directly to ATV frame
- Powder-coated steel construction
- For off-road use only



85100 - \$ 79.99

### POLARIS SPORTSMAN XP 2" IRS RECEIVER HITCH

- Fits 2010-2023 Polaris® Sportsman 550 / 850 / 1000 and 2013-2023 Scrambler 850 / 1000 models
- Mounts directly to ATV frame
- Powder-coated steel construction
- For off-road use only



85195 - \$ 109.99

### POLARIS RANGER 2" FRONT RECEIVER HITCH

- Fits 2018-2023 Polaris Ranger 1000 / XP 1000 models
- Mounts directly to vehicles front frame, access through bumper opening
- Powder-coated steel construction
- For off-road use only



NEW

85705 - \$ 119.99



## POLARIS RZR XP 2" RECEIVER HITCH

- Fits RZR XP chassis with 12mm rear control arm upper and lower bolts, 2018-2021 RZR RS1, 2018-2023 RZR XP 1000, 2018-2021 RZR XP Turbo, 2018-2023 RZR XP 4 1000, 2018-2021 RZR XP 4 Turbo, 2024 RZR XP, 2024 RZR XP 4 1000
- For off-road use only

85710 - \$ 99.99

## HONDA IRS ATV 2" RECEIVER HITCH

- Fits Independent Rear Suspension chassis 2009-2023 Rancher TRX420 IRS, 2015-2019 Foreman TRX500 IRS, 2015-2019 Rubicon TRX500 IRS, 2020-2023 Rubicon TRX520 IRS, 2003-2005 Rincon TRX650 IRS, 2006-2023 Rincon TRX680 IRS
- For off-road use only

85130 - \$ 99.99

## 3-WAY 1-1/4" MULTI-PURPOSE

- Heavy-duty draw-bar fits 1-1/4" factory receiver hitch
- Designed to accept 3/4" shaft trailer ball and 5/8" clevis
- For off-road use only

85610 - \$ 34.99

## 3-WAY 2" MULTI-PURPOSE

- Heavy-duty draw-bar fits 2" factory receiver hitch
- Designed to accept 3/4" shaft trailer ball and 5/8" clevis
- For off-road use only

85620 - \$ 34.99

ε→

70



NEW



NEW



## 3-WAY BOLT-ON MULTI-PURPOSE

- Fits most ATVs with factory tow ball hitch
- Designed to accept 3/4" shaft trailer ball and 5/8" clevis
- Powder-coated steel construction
- For off-road use only

85630 - \$ 34.99

## BOLT-ON RECEIVER HITCH

- Fits most ATVs with factory tow ball hitch
- Designed to accept 3/4" shaft trailer ball and 5/8" clevis
- Powder-coated steel construction
- For off-road use only

85640 - \$ 49.99

## ATV/UTV - 3-WAY 1-1/4" HITCH WITH 2" BALL AND HOOK

- Integrated 2" Ball Mount, reinforced tow loop & hole for clevis pin or 1-7/8" ball
- 3" Rise for optimal towing height
- C-Channel Design & Steel construction provides strength and durability

85675 - \$ 44.99

## ATV/UTV - 3-WAY 2" RECEIVER HITCH WITH 2" BALL

- Integrated 2" Ball Mount, reinforced tow loop & hole for clevis pin or 2" ball.
- 3" Rise for optimal towing height
- C-Channel Design & Steel construction provides strength and durability
- For most ATVs/UTVs with 2" Hitch

85665 - \$ 44.99



NEW

NEW



## HONDA 2" STRAIGHT-AXLE ATV 2" RECEIVER HITCH

- Fits Straight-Axle rear suspension chassis 2002-2004 Foreman TRX450 FE/FM, 2005-2019 Foreman TRX500, 2020-2023 Foreman TRX520, 2000-2006 Rancher TRX350 FE/FM/TE/TM, 2004-2007 Rancher TRX400, 2007-2023 Rancher TRX420, 2001-2014 Rubicon TRX500
- Heavy-Duty Powder-coated steel construction
- For off-road use only



85135 - \$ 99.99

## KAWASAKI 2" STRAIGHT-AXLE SWINGARM HITCH RECEIVERS

- Fits non-independent rear suspension 2002-2013 Kawasaki 360 Prairie models, 2005-2013 Kawasaki 650 Brute Force models & 2002-2006 Kawasaki 650 / 700 Prairie models
- Also fits non-independent rear suspension 2004-2005 Suzuki 700 Twin Peak models



85160 - \$ 99.99

## SUZUKI 2" STRAIGHT-AXLE SWINGARM HITCH RECEIVERS

- Fits non-independent rear suspension 2002-2007 Suzuki 400 Eiger models, 2008-2021 Suzuki 400 KingQuad models and 2002-2007 Suzuki 500 Vinson models
- For off-road use only



85180 - \$ 99.99

↕

## LOCK-IT RITE - ATV/UTV TRAILER SYSTEM

- Heavy-duty construction safely secures and prevents movement of ATVs and UTVs on trailers
- Faster and stronger than straps alone
- Easy installation & removal
- Fits 2" ball hitches
- Adjustable height, lockable
- When not in use, simply remove the upright arm, leaving only the base plate attached to the floor of your trailer
- Hardware included to fasten to wood or steel trailer beds
- Dimensions:
  - Base Plate - 16" x 8.5"
  - Tube Length - 18.5"
  - Total Height from Trailer Deck - 20"
  - Coupler Total Length - 9.5"



85230 - \$ 169.99

## LOCK-IT RITE - ATV/UTV TRUCK RECEIVER SYSTEM

- Strongly secures and prevents movement of ATVs to truck bed with 2" receiver hitch
- Ideal for ATVs & smaller UTVs that can fit in a truck bed
- Heavy-duty 2" square steel construction
- Incorporated trailer hitch - rated 2,000 lb towing weight and 250 lb tongue weight
- Universal fit to any pick-up truck with 2" receiver hitch
- 2" ball coupler is faster & stronger than tie-down straps
- Lockable to prevent theft - unlike tie-down straps
- Easy installation and removal



85220 - \$ 199.99





# ATV & UTV MIRRORS

## ADVENTURES IN MIRROR ARE CLOSER THAN THEY APPEAR

Our full lineup of UTV and ATV mirrors are easy to mount to your machine and allow you to safely take note of your surroundings.

### UTV REARVIEW MIRROR

- Overhead mounting options for 1-1/2"-2" round tubes or flat drillable surfaces
- Easy to adjust double ball-joint pivot-arm
- Clamp design allows for mounting with roof installed
- Wide angle convex lens provides high visibility
- Durable, shatterproof, scratch resistant, safety-acrylic mirror lens



98300 - \$ 39.99

### UTV REARVIEW MIRROR - ROUND TUBING

- Includes clamp and hardware to fit most UTVs with 1-5/8"-2" round tubing
- Ball-socket joint for unlimited viewing angles and easy, tool-less pivot adjustment
- Wide-angle convex lens provides wide viewing range and image stabilization
- Impact Resistant Safety Glass mirror lens with high-impact durable nylon housing
- Mirror dimensions: 10" L x 3-1/2" H



98310 - \$ 24.99

### UTV SIDE MIRRORS

- Dual-view lenses for wide viewing range
- Rugged Fold-in and break-away design
- Included clamps fit 1-5/8"-2" round tubing and Polaris and Can-Am profile tubes
- Low-profile clamp compatible with most windshields and doors
- Impact Resistant Safety Glass mirror lens with high-impact durable nylon housing
- Includes Passenger and Driver-side mirrors and mounting hardware



98315 - \$ 54.99





### UTV SIDE & REARVIEW MIRROR COMBO KIT

- Includes both 98310 and 98315 Mirrors
- Fits UTVs with 1-5/8" - 2" diameter tubes including Can-Am Profiles
- Impact Resistant Safety Glass mirror lens with high-impact durable nylon housing
- Rear mirror does not fit Polaris Profile tubing
- Side Mirror Dimensions: 5-1/2" L x 9" W
- Rear Mirror Dimensions: 10" L x 3-1/2" W



UNIVERSAL - 98312 - \$ 69.99

### ATV REARVIEW MIRRORS

- Fully adjustable 4" mirror
- Quick on/off
- Accommodates 5/8" - 1" diameter tubing



97200 - \$ 26.99

### ATV HANDGUARDS WITH REARVIEW MIRROR

- Features round, 3" rearview mirror
- Mounts directly to most 7/8" ATV handlebars
- Does NOT fit Can-Am ATVs with handguards or Kawasaki Brute Force models with plastic handlebar fascia



97300 (PAIR) - \$ 49.99







# ACCESSORIES

## MAKE YOUR RIDE MORE COMFORTABLE

No matter the temperature or the task, we have the durable accessories to outfit you and your ATV or UTV.

### STEALTH EXHAUST SYSTEM 2.0 WITH HEAT SHIELD

- Used in conjunction with your stock exhaust system to reduce noise by up to 5-7 decibels with no loss in performance
- High flow/low restriction muffler uses baffled design - no packing to burn out
- Fits most four-stroke ATV/UTVs
- Included hardware adapters designed to fit OEM tailpipes 1-3/8" to 1-1/2" in diameter
- Honda & certain other flat or concave OEM mufflers may require an additional adapter (Item 53520 sold separately)
- DOES NOT fit larger UTVs (Ranger, Commander, Pioneer, etc.) and may reduce power if installed on these vehicles
- Dimensions: 12-1/4" long x 4-1/2" diameter



**STEALTH SYSTEM - 53570 - \$ 179.99**

#### HONDA BOLT-ON ADAPTER - 53520 - \$ 44.99

- Fits Honda TRX 250, 300, 350, 400, 450 & other flat or concave OEM mufflers

→ ε

### ATV THROTTLE MASTER

- Eliminate fatigued or sore thumbs
- More precise throttle control
- Easy universal bolt-on design
- Unique design allows length adjustment



**98005 - \$ 24.99**

### HANDY THROTTLE

- Converts thumb throttle to twist throttle without altering the mechanical function of the OEM throttle
- Eliminates thumb fatigue
- For use on ATVs, Watercraft & snowmobiles that have a standard 7/8" handle bar and a thumb throttle
- Fast, easy installation



**98020 - \$ 44.99**

### ATV HEATED GRIPS

- Keep your hands warm and comfortable with soft heated grips
- Multiple settings for optimal temperature control
- Easy to install with fully assembled, plug-n-play electrical connectors to any standard ATV or snowmobile with 7/8" handlebar



**50-0360 - \$ 64.99**

### ATV/UTV TIRE REPAIR KIT

- Everything you need to repair and inflate multiple ATV/UTV tires
- Packed conveniently in our handy storage pouch
- Includes: (3) CO2 cartridges, Regulator/adapter tool, 4" tire seals, tire roughing tool, installation tool



**89510 - \$ 34.99**



## ATV/UTV FLAT TIRE REPAIR PACK

- Repair Pack with pump includes all the tools to fix ATV/UTV flat tires
- Tools are conveniently secured inside the pump for storage
- Compact design for easy transport
- Easily straps to ATV/UTV racks or stores inside gear box
- Dimensions: 9-1/2" L x 3" diameter



89500 - \$ 39.99

## POLARIS SPORTSMAN/RZR LOCK & RIDE COMPATIBLE ANCHORS

- Expanding 1" diameter rubber expansion anchor provides a solid attachment for accessories
- Quick on/off - change accessories by rotating the twist handle
- Compatible with Polaris Sportsman/RZR racks using the Polaris Lock & Ride System



98500 - \$ 9.99

## POLARIS RANGER/GENERAL LOCK & RIDE COMPATIBLE ANCHORS

- Expanding 1-1/4" diameter rubber expansion anchor provides a solid attachment for accessories
- Quick on/off - change accessories by rotating the twist handle
- Compatible with Polaris Ranger/General bed rails using the Polaris Lock & Ride System
- Does NOT fit on Polaris RZR machines



98510 - \$ 14.99

## CAN-AM LINQ MOUNT

- Expanding rubber anchor provides a solid attachment for accessories
- Quick on/off connection to Can-Am LinQ rack systems by rotating twist handle
- Compatible with Can-Am vehicles using the LinQ system



98515 - \$ 9.99

ε  
80

## CAN-AM MOUNTING KIT

- Includes (4) 98515 Can-Am LINQ Mounts for attaching 53450 UTV Overbed Storage Rack to Can-Am Defender and Commander models
- The (4) LINQ Mounts have an expanding rubber piece to allow for quick-on/off attachment to Can-Am Defender bed rails / Commanders



53503 - \$ 44.99

## POLARIS MOUNTING KIT

- Includes (4) 98510 Lock & ride compatible Anchors for mounting 53470 UTV Aluminum Bed Box, 53450 UTV Overbed Storage Rack or 20000 Stronghold Double Gun Boot Mount
- The (4) Lock & Ride Anchors have an expanding rubber piece to allow for quick-on/off attachment to UTV bed rails



53504 - \$ 44.99

## TRAILTEC RACK PAD

- Reduces shock & discomfort from ATV racks
- (7) Velcro straps for easy attachment to ATV racks or composite racks
- 3" open cell foam for riding comfort
- 1/2" closed cell foam on base for shock absorption
- Dimensions: 36" L x 15" W x 3" H



91880 - \$ 59.99

## MAGNETIC RGB DOME LIGHT

- Depress lens to turn on/off and toggle between red, green, blue, and white
- Quick-Disconnect from base to use as magnetic utility light
- 11' leads for easy power connection
- Light charges when connected to base



NEW



98001 - \$ 109.99

ε



### GEARTECTOR HANDLEBAR MITTS

- Extra large, reinforced opening for easy access to handlebars and controls
- Plush lining to keep your hands warm
- Locking draw-cord to securely seal to handlebars
- Fits virtually any ATV or snowmobile; locking drawstring cord securely fits mitts to handle bars



**BLACK - 92185 - \$ 34.99**

**PURSUIT CAMO - 92180 - \$ 37.99**

### UTV CARGO SPIDER

- Customizable 6-legged cargo spider helps secure gear to off-road vehicles
- Adjustable 3' long straps with heavy-duty s-hooks allow for countless tie-down possibilities
- Premium quick-cinch cam buckles allow for tight and secure transport of your gear



**95180 - \$ 39.99**

### UTV COVER

- Heavy-duty water-resistant cover protects against weather, dust & debris
- Includes elastic seam and tie-down straps
- Note: Cover must be removed for trailering

**MID-SIZE - 95111 - \$ 59.99**

• Dimensions: 113" L x 60" W x 70" H

**FULL-SIZE - 95113 - \$ 64.99**

• Dimensions: 120" L x 63" W x 70" H

**FULL-SIZE CREW - 95115 - \$ 84.99**

• Dimensions: 160" L x 63" W x 70" H



### ATV COVER

- Light-duty storage cover with reinforced tie-down grommets
- Note: Cover must be removed for trailering

**STANDARD - 95120 - \$ 49.99**

• Dimensions: 85" L x 35" W x 32" H

**XXL - 95122 - \$ 54.99**

• Dimensions: 95" L x 50" W x 50" H



### ATV GEL-TECH SEAT COVER

- Stretchable fit design to accommodate most ATVs
- Gel padding & ergonomic design provides maximum cushioning & temperature control for exceptional riding comfort
- Durable Velcro straps and easy to install, ensuring a secure fit and effortless seat cover removal
- Dimensions: 14" front, 21" back, 30" length

**91855 - \$ 49.99**



### ATV SLIP-ON SEAT COVER

- Great fit for smaller and intermediate sized ATVs
- Constructed of 600 denier, uv-resistant fabric
- PVC-backed for waterproof and abrasion protection
- Easy to install with elastic edge & Velcro straps
- Dimensions: 13" front, 15-1/2" back, 26" length

**BLACK - 93645 - \$ 24.99**

**PURSUIT CAMO - 93640 - \$ 29.99**



### PADDED ATV SLIP-ON SEAT COVER

- Protect your OEM seat with a water-resistant full wrap style seat cover
- Includes fitment for Can-Am Outlander & Polaris Sportsman 850/1000 Seats
- Abrasion and water-resistant synthetic rubber for extended product life
- (2) buckles to tightly cinch and secure to OEM seat
- Up to 10" front x 20" back x 34" long

**93646 - \$ 31.99**





# PLOW SYSTEMS

CLEAR YOUR PATH

Whether clearing your sidewalk, your whole driveway or the entire parking lot, Kolpin Plows have the strength and reliability to get the job cleared. Put your ATV or UTV to work!

All Kolpin Plows can easily mount to most of today's most popular machines.

CUSTOMIZE YOUR PERFECT PLOW

PLOW SYSTEMS





# CUSTOMIZE YOUR PERFECT PLOW

Customize a complete plow system for your vehicle and specific needs.

All are built strong, dependable and ready when you need them.

## INDUSTRY LEADING PLOW WARRANTIES

	2-YEAR	1-YEAR
UTV Conqueror Front-Connect Push Frame	✓	
UTV Conqueror Front-Connect Plow Mounts	✓	
High Rise Push Tubes	✓	
Storm Chaser Push Tubes	✓	
ATV & UTV Plow Mount Kits	✓	
Steel Plow Blades	✓	
Poly Plow Blades	✓	
Power Angle	✓	
SwitchBlade Plow Systems		✓
Plow Accessories		✓



Kolpin UTV Conqueror Front-Connect, High-Rise & Storm Chaser Push Tubes & Mounts are warranted against defects in materials & workmanship for 2 years from the date of purchase.



Kolpin SwitchBlade Plow Systems and Plow Accessories are warranted against defects in materials and workmanship for 1 year from the date of purchase.

## PLOW SYSTEMS

### CONQUEROR FRONT-CONNECT PLOW SYSTEM (UTV)

- Kolpin's newest & most advanced UTV Plow
- Heavy-duty welded steel construction push frame, with 9-position blade angling
- Tool-less Quick-connection to vehicle specific front bumper mounting brackets (see page 130-147 fitment chart for details)
- Capable of automated blade rotation with the addition of our Power Angle system, 33-0100 see page 92-93



Poly Blade & Power Angle shown (not included)

### HIGH RISE (ATV)

- Kolpin's heaviest-duty plow system has been designed to do what most ATV plows can't.
- The High Rise name is appropriate for this system as its dual-pivoting, articulated frame, allows for impressive blade lift height.
- Designed to be the most versatile ATV plow on the market.
- Capable of automated blade rotation with the addition of our Power Angle system, 33-0100 see page 92-93



High Rise Shown with 60" Steel Blade

### STORM CHASER (ATV)

- These push tubes have been pushing snow around for years, and deservedly acquired a very suiting nickname: Storm Chaser.
- They are workhorses designed with the same heavy-duty square-tube chassis as big brother, High Rise, but without the lift height or power angling capabilities.



ATV Storm Chaser Shown with 52" Steel Blade


### SWITCHBLADE (ATV OR UTV)

- A complete universal-fit plow setup in the convenience of 1 box
- Blades can be set to 1 of 2 standard widths
- Both ATV and UTV versions are available
- Stamped reinforced 13-gauge Steel blade panels
- Includes adjustable height shoes



ATV Switchblade Shown set at 60" blade width





# CONQUEROR FRONT-CONNECT PLOW

## OUR BEST, JUST GOT BETTER

Our newest and most advanced UTV Plow combines a super-heavy-duty front-connect push frame, with a bumper mounted vehicle specific bracket.

This system provides quick, easy, and tool-less connecting/disconnecting to the front of your Side by Side.

**35-0070 - \$ 519.99**

## CONQUEROR FRONT-CONNECT PUSH FRAME

- Superior blade control with 9-position angling and up to 30" lift height
- Quick and easy plow system assembly
- Capable of automated blade rotation with the optional Power Angle (33-0100)
- Built-in height adjustment to ensure proper plow geometry for vehicles with varying ground clearances

**35-0070 - \$ 519.99**



**2YEAR  
PLOW WARRANTY**

## PLOW BLADES

### STEEL:

- Steel blades are 17" in height
- Includes heavy-duty shoes & wear bar

**48" - 31-0048 - \$ 269.99 66" - 31-0066 - \$ 359.99**

**52" - 31-0052 - \$ 289.99 72" - 31-0072 - \$ 399.99**

**60" - 31-0060 - \$ 319.99**

### POLY:

- Poly blades are heavier than our steel blades, with 21" tall curved profile for superior snow rolling
- Includes heavy-duty shoes & wear bar

**60" - 31-2060 - \$ 479.99 84" - 31-2084 - \$ 599.99**

**72" - 31-2072 - \$ 529.99**



Blades are e-coated & powder painted for maximum durability in extreme temperatures, salt & moisture



**2YEAR  
PLOW WARRANTY**

## FRONT-CONNECT TRACKED VEHICLE PLOW EXTENSION

- Required when UTV Conqueror plow 35-0070 is installed on vehicle with Tracks
- Standard heavy-duty welded steel construction
- Easy installation in 30 minutes or less
- Tool-less quick-connect to vehicles

**35-0350 - \$ 239.99**



**2YEAR  
PLOW WARRANTY**

## CONQUEROR FRONT-CONNECT PLOW MOUNTS

- Vehicle specific mounting kits install to front bumper for quick & easy installation
- The assortment of vehicle mounts are ever-expanding. Please see kolpin.com for up-to-date fitment
- Note: No mounting kit is required for some Polaris models, please see fitment chart online
- See page 130-147 for fitment chart

**35-XXXX - \$ 139.99**



**2YEAR  
PLOW WARRANTY**





# ATV PLOWS

## ELEVATE YOUR PLOWING SKILLS

The High Rise name is appropriate for this system as its dual-pivoting, articulated frame, allows for impressive blade lift height. Plus, stacking snow and pulling On/Off of trailers is easy.

Our mid-mount under chassis design allows for maximum plowing strength and increased traction.

### HIGH RISE PUSH TUBE

- Impressive lift height with Heavy-duty, Mid-mount, dual-pivot articulating frame & 20" wide blade mount platform
- Capable of automated blade rotation with the addition of the Kolpin Power Angle System (33-0100)
- 5-position blade angle adjustment
- Quick pin attachment to 15-XXXX mounts



33-0000 - \$ 429.99

### ATV STORM CHASER PUSH TUBE

- Heavy-duty square-tube steel chassis with strategic reinforcements
- 20" wide blade mounting system
- Reinforced structural Pivot Box with 5-position angle adjustment
- Quick pin attachment to all 15-XXXX ATV under-body mounts



33-0070 - \$ 279.99

### PLOW BLADES

#### STEEL:

- Steel blades are 17" in height
- Includes heavy-duty shoes & wear bar

48" - 31-0048 - \$ 269.99 66" - 31-0066 - \$ 359.99  
 52" - 31-0052 - \$ 289.99 72" - 31-0072 - \$ 399.99  
 60" - 31-0060 - \$ 319.99

#### POLY:

- Poly blades are heavier than our steel blades, with 21" tall curved profile for superior snow rolling
- Includes heavy-duty shoes & wear bar

60" - 31-2060 - \$ 479.99 84" - 31-2084 - \$ 599.99  
 72" - 31-2072 - \$ 529.99



Blades are e-coated & powder painted for maximum durability in extreme temperatures, salt & moisture



### PLOW MOUNT KITS

- Plow Mounts are required for installation of plows to every vehicle
- Designed to mount to the strongest part of your vehicles frame to provide maximum strength and traction
- See page 118-129 to select the proper mount



ATV - 15-XXXX - \$ 109.99



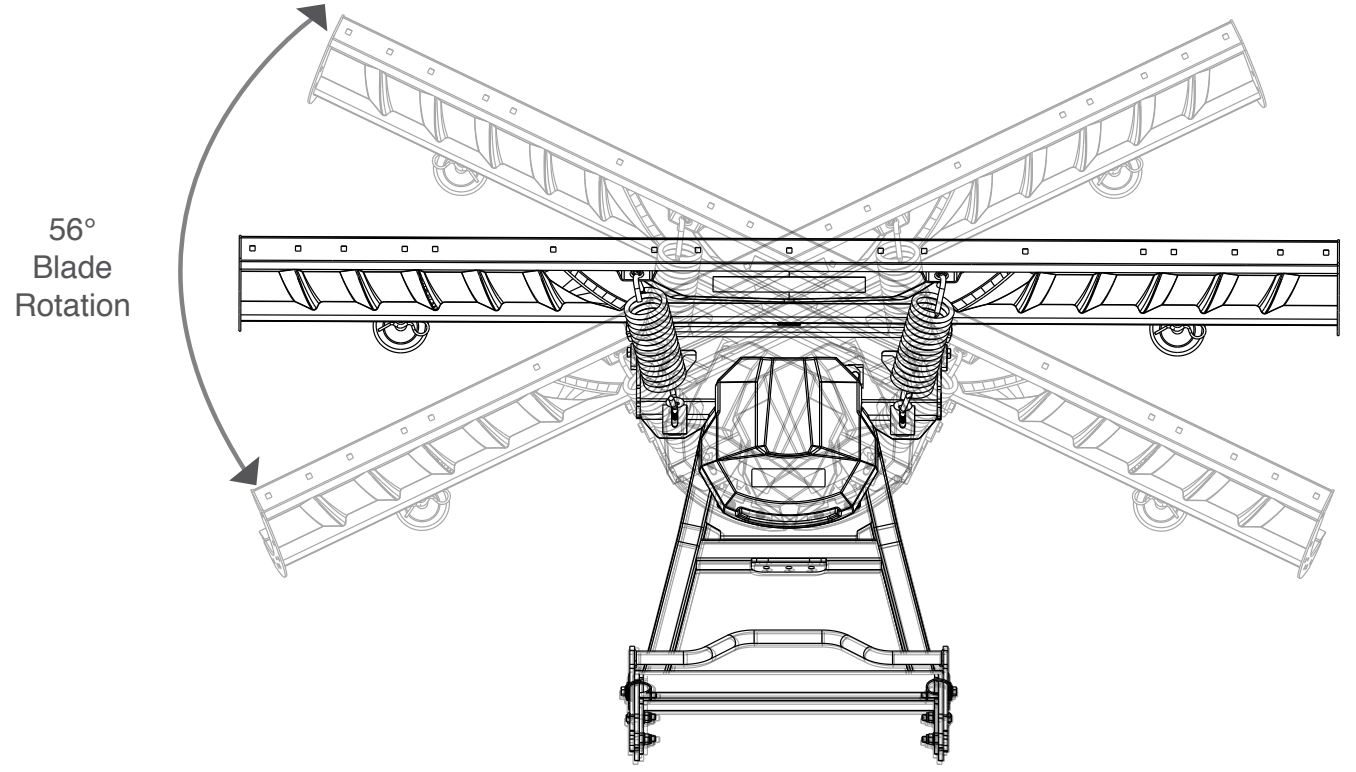


### POWER ANGLE

- Pivots Kolpin Blades 56° by push of button from the comfort of your seat with dash/handlebar mounted controls
- 30-minute installation with 5 bolts
- Self-locking steel gear drive isolates impact to motor and optimizes durability
- Compatible with any Kolpin Blade mounted to UTV Conqueror Front-Connect or High Rise push tubes
- Accommodates 48" to 84" blades



33-0100 - \$ 529.99



# POWER ANGLE

## PLOW WITH PRECISION

Pivot your Snow Plow blade with the touch of a button, from the comfort of your seat. This heavy-duty worm gear driven Power Angle is compatible with any Kolpin Snow Plow Blade mounted to either our UTV Conqueror Front-Connect or High Rise Push Tubes







# SWITCH BLADE

## COMPLETE PLOW SYSTEM IN 1 BOX.

Universal ATV & UTV plow systems that contain everything to start plowing today in 1 box.


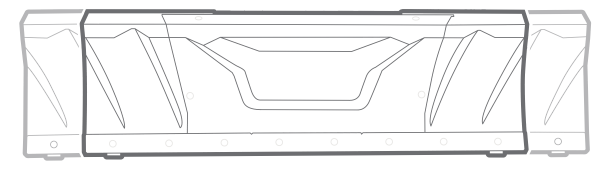
Blades can be set to 1 of 2 standard widths.

Winch or manual lift (15-0030) required for ATV (sold separately)  
Winch required for UTV (sold separately)

## ATV SWITCHBLADE

- 16" high stamped steel blade technology adjusts to either 48" or 60" width
- Robust square-tube steel chassis with strategically placed reinforcements
- 5-position blade angle
- Easy-to-Assemble and install universal under-body mount
- Includes adjustable height shoes
- Requires winch or manual lift (sold separately)
- Assembles in under 1-hour
- Box (34-1/2" L x 17-3/4" W x 8" H) fits in the back of your vehicle for easy transport, 114 lbs.
- Stamped reinforced 13-gauge Steel blade panels
- Visit [kolpin.com/fitment-guides](http://kolpin.com/fitment-guides) for the most up to date fitment chart

17-0000 - \$ 419.99




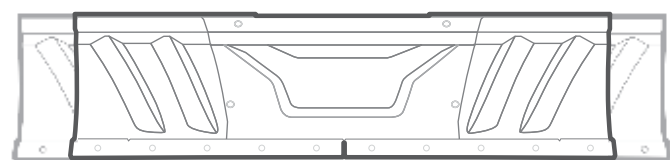
**1 YEAR**  
PLOW WARRANTY

**FULLY ADJUSTABLE**  
SET TO EITHER 48" OR 60" WIDTH

## UTV SWITCHBLADE

- 16" high stamped steel blade technology adjusts to either 60" or 72" width
- Robust square-tube steel chassis with strategically placed reinforcements
- 5-position blade angle
- Easy-to-Assemble and install universal under-body mount
- Includes adjustable height Shoes
- Requires winch (sold separately)
- Assembles in under 1-hour
- Box (34-1/2" L x 18" W x 8" H) fits in the back of your vehicle for easy transport, 130 lbs.
- Stamped reinforced 13-gauge Steel blade panels
- Visit [kolpin.com/fitment-guides](http://kolpin.com/fitment-guides) for the most up to date fitment chart

17-5000 - \$ 519.99



**1 YEAR**  
PLOW WARRANTY

**FULLY ADJUSTABLE**  
SET TO EITHER 60" OR 72" WIDTH





# SNOW PLOW ACCESSORIES

## PLOW WITH EFFICIENCY AND COMFORT

Increase your efficiency, comfort and control with our full line up of plowing accessories.

### ATV MANUAL QUICK LIFT

- Manually raise and lower plow blade with minimal effort from the driver's seat
- Attaches to front rack with the included EZ Mount system
- 4-position ratcheting handle

15-0030 - \$ 199.99



### ATV MANUAL LIFT - UNDER BODY MOUNT

- For use with Kolpin 33-0070
- Require little effort to lift blade
- Lift is removed with the push tube, so when you're trail riding the equipment is not in your way

15-0090 - \$ 209.99



### FRONT-CONNECT TRACKED VEHICLE PLOW EXTENSION

- Required when UTV Conqueror plow 35-0070 is installed on vehicle with Tracks
- Easy installation in 30 minutes or less
- Tool-less quick-connect to vehicles

35-0350 - \$ 239.99



### ATV TRACK EXTENSION KIT

- 11.0" plow extender required for Kolpin snow plow fitment to tracked ATV
- Compatible with Storm Chaser (33-0070), High Rise (33-0000) push tubes & Power Angle (33-0100)
- Quick & easy assembly in 15-minutes

33-0350 - \$ 179.99



### SYNTHETIC WINCH ROPES

- 12ft, 1/4" diameter rope. Designed for plow lifting
- 39ft, 1/4" diameter rope. Designed to replace factory rope/cable
- 50ft, 3/16" diameter rope. Designed to replace factory rope/cable

12FT - MAX WEIGHT CAP. 6500 LBS - 85075 - \$ 44.99

39FT - MAX WEIGHT CAP. 6500 LBS - 85064 - \$ 99.99

50FT - MAX WEIGHT CAP. 3500 LBS - 85065 - \$ 99.99



### SNOW PLOW BLADE WINGS

- Provides superior snow control and cutting while plowing
- Precision fit for Kolpin steel blades (NOT compatible with Poly Blades)
- Adds 4 inches of width to your plow blade

31-0010 (PAIR) - \$ 159.99

### RUBBER PLOW BLADE FLAP

- 1/4" Thick Rubber Blade Flap fits plow blades with (cut flap to proper size)
- Keeps snow from flying into your face
- Includes hardware, drilling is required to mount to blade

10-0190 (WIDTHS 48" - 72") - \$ 44.99

### PLOW MARKER KIT

- Increases visibility of plow edges for added safety
- Easily bolts to sides of plow blades

KOLPIN BLADES (PAIR) - 10-0145 - \$ 16.99

• Fits all Kolpin Steel & Poly blades; 90° bend base

STANDARD (PAIR) - 10-0140 - \$ 16.99

- Drilling may be required
- Mounts with 5/16"x 1" bolts to top outside edges of blades at 45° bend





## ATV HEATED GRIPS

- Keep your hands warm and comfortable with soft heated grips
- Multiple settings for optimal temperature control
- Easy to install with fully assembled, plug-n-play electrical connectors to any standard ATV or snowmobile with 7/8" handlebar



50-0360 - \$ 64.99

## GEARTECTOR HANDLEBAR MITTS

- Extra large, reinforced opening for easy access to handlebars and controls
- Plush lining to keep your hands warm
- Locking draw cord to securely seal to handlebars



BLACK - 92185 - \$ 34.99

PURSUIT CAMO - 92180 - \$ 37.99

## PLOW LIFT STRAP

- Durable strap designed to replace winch rope designed to minimize breakage due to repetitive plowing lifting cycles
- Wide nylon webbing design reduces binding & kinking associated with synthetic ropes & steel cables



85092 - \$ 39.99

## SNOW PLOW LIFT PULLEY KIT

- Enhances operation of front-mounted plow systems
- Compatible with Storm Chaser push tube frame 33-0070
- Doubles the lift capacity of any winch
- Provides better control of plow height



20-0050 - \$ 34.99

## SKID SHOE KITS

- Steel construction/corrosion resistant plating
- Includes (2) Skid Shoes and mounting pins

31-1255 - HEAVY-DUTY - 7MM - \$ 59.99

- Fits all Kolpin Steel blades

31-2155 - HEAVY-DUTY - 7MM - \$ 59.99

- Fits all Kolpin Poly blades



## PLOW BLADE WEAR BARS

- Easy-to-install factory replacement, double-sided wear bars
- Hardware included

### STEEL BLADE HEAVY-DUTY: 3-GAUGE, 3" HEIGHT, 1/4" THICK

48" - 31-1248 - \$ 59.99

52" - 31-1252 - \$ 64.99

60" - 31-1260 - \$ 64.99

66" - 31-1266 - \$ 69.99

72" - 31-1272 - \$ 74.99

### POLY BLADE WEAR BAR

60" - 31-2160 - \$ 59.99

72" - 31-2172 - \$ 69.99

84" - 31-2184 - \$ 83.99

SWITCHBLADE - 17-5100 - \$ 54.99



## V-BAR TIRE CHAINS

- Hardened steel v-bars attached to 4-link 9" cross chains for great penetration and ultimate off-road traction
- Durable steel construction
- "B" size chains fit most ATV/UTV models tire sizes 24 x 9 x 10 - 26 x 8 x 12
- "C" size chains fit most ATV/UTV models tire sizes 24 x 10 x 12 - 28 x 10 x 12
- "D" size chains fit most ATV/UTV models tire sizes 30 x 10 x 14 - 29 x 11 x 14
- Please check the fitment chart on kolpin.com for tire size specific



"B" SIZE CHAINS (PAIR) - 50-0020 - \$ 69.99

"C" SIZE CHAINS (PAIR) - 50-0030 - \$ 89.99

"D" SIZE CHAINS (PAIR) - 50-0060 - \$ 109.99





# QUICK MOUNT WINCHES

## PULL YOURSELF OUT OF ANY SITUATION

- Pre-mounted and pre-wired winch, leads and contactor
- Installs on vehicle in 45-minutes
- OEM quick-connect electrical connectors included (where applicable)
- Cable Extension available for crew vehicles (85095 - not included)



MODEL	YEAR	STEEL 2500 LB.	SYNTH 3500 LB.	SYNTH 4500 LB.
<b>BOBCAT</b>				
UV34	2019-2022			26-3000 <sub>b</sub>
UV34XL	2019-2022			26-3000 <sub>a,b</sub>
<b>CAN-AM</b>				
Defender HD5 (DPS, BASE)	2017-2021			26-7020
Defender HD8 (CAB PACKAGE)	2018-2021			26-7020
Defender HD8 (DPS, XT, BASE)	2017-2021			26-7020
Defender HD7 (DPS, BASE)	2022-2023			26-7020
Defender HD9 (DPS, XT, BASE)	2022-2023			26-7020
Defender HD9 (CAB PACKAGE)	2022-2023			26-7020
Defender HD10 XMR	2018-2023			26-7020
Defender HD10 XTP	2018-2020			26-7020
Defender HD10 (CAB PACKAGE)	2018-2023			26-7020
Defender HD10 (DPS, XT, BASE)	2019-2023			26-7020
Defender HD10 (DPS, XT, BASE)	2016-2018			26-7020
Defender 6X6 HD10 (DPS, XT)	2020-2023			26-7020
Defender PRO HD10 (DPS, XT)	2020-2023			26-7020
Defender PRO HD10 (CAB PACKAGE)	2021-2023			26-7020
Defender MAX HD10 XMR	2019-2023			26-7020
Defender MAX HD10 (DPS, XT, LONESTAR, CAB PACKAGE)	2019-2022			26-7020
Defender MAX HD10 / HD8 (DPS, XT, BASE)	2017-1018			26-7020
Defender MAX HD10 / HD8 (LONESTAR, BASE PACKAGE)	2018			26-7020
Defender MAX HD9 (DPS, XT, BASE)	2022-2023			26-7020
Defender MAX HD8 (XT, CAB PACKAGE)	2019-2021			26-7020
Defender MAX HD8 (DPS, BASE)	2019-2021			26-7020
Defender MAX HD7 (BASE)	2022-2023			26-7020
<b>HONDA</b>				
TRX 420 Rancher (non-AT IRS models)	2014	26-1020	26-1030	
TRX 420 Rancher (Automatic, IRS)	2015-2023	26-1020	26-1030	
TRX 420 Rancher (Automatic, Straight Axle)	2015-2023	26-1020	26-1030	
TRX 420 Rancher (Manual/Electric Shift, Straight Axle)	2014-2023	26-1020	26-1030	
TRX 500 / 520 Rubicon (IRS Model)	2015-2023	26-1020	26-1030	
TRX 500 / 520 Foreman (Single Shock, Straight Axle)	2014-2023	26-1020	26-1030	
Pioneer 700 / 700-4 (All)	2014-2023		26-1040	
Pioneer 1000 / 1000-5 (All)	2016-2022			26-1000
Pioneer 1000-6	2023			26-1000
Talon 1000 R / X	2019-2022			26-1050
Talon 1000-4	2020-2022			26-1050
<b>HAWASAKI</b>				
Mule Pro - FXT	2015-2023			26-2000









## KOLPIN WINCHES

- Weather-proof sealed drums and motor are protected against the elements
- Pre-wound with 50' rope or cable, except 25-9455 (39' rope)
- Heavy-duty wiring with quick-connect harness
- Includes 96" battery leads
- Premium handlebar mount controls
- Heavy-duty 4-way roller fairlead & hardware included
- 3500 & 4500 lbs. winches include hand-held remote control
- Synthetic rope winches include rubber winch stop
- 6000 lbs winch includes dash panel switch, hand-held remote & wide mounting pattern - our most powerful winch to date
- Winch mounts sold separately, please see fitment chart online or page 118-147 for vehicle mount options



Steel



Synthetic

WINCH	2500 LBS.	3500 LBS.	4500 LBS.	6000 LBS.
<b>STEEL CABLE</b>	25-9250 \$ 259.99	25-9350 \$ 299.99	25-9450 \$ 369.99	
<b>SYNTHETIC ROPE</b>	25-9255 \$ 299.99	25-9355 \$ 379.99	25-9455 \$ 439.99	25-9605 \$ 549.99 <small>NEW</small>

## WINCH MOUNTS (ATV/UTV)

- Durable winch mount kits provide the necessary hardware to mount Kolpin winches to your vehicle
- Kolpin ATV winch mounts have a 3.0" (76.2mm) x 4.875" (123.83mm) mounting pattern
- Kolpin UTV winch mounts have the wide mounting pattern 3.0" (76.2mm) x 6.60" (167.4mm)
- On some winch/winch mount combinations, the roller hawse will be included with the winch
- Made with 7-gauge steel
- Powder coat paint protection
- See winch mount fitment chart online or page 118-147 for vehicle mount options



25-XXXX - \$ 99.99

# WINCH & WINCH ACCESSORIES

## PULL YOURSELF OUT OF ANY SITUATION

Kolpin ATV & UTV winches give you the reliability and power to pull your way out of any sticky situation.

**5-YEAR MECHANICAL WARRANTY**

**3-YEAR ELECTRICAL WARRANTY**



### SYNTHETIC WINCH ROPES

- 12ft, 1/4" diameter rope. Designed for plow lifting
- 39ft, 1/4" diameter rope. Designed to replace factory rope/cable
- 50ft, 3/16" diameter rope. Designed to replace factory rope/cable

**12FT - MAX WEIGHT CAP. 6500 LBS**  
**85075 - \$ 44.99**

**39FT - MAX WEIGHT CAP. 6000 LBS**  
**85064 - \$ 99.99**

**50FT - MAX WEIGHT CAP. 4000 LBS**  
**85065 - \$ 99.99**



### PLOW LIFT STRAP

- Durable strap designed to replace winch rope and minimize breakage due to repetitive plow lifting cycles
- Wide nylon webbing design reduces binding & kinking associated with synthetic ropes & steel cables
- Reduces wear and tear on hawse and roller fairleads
- Compatible with any winch with rope size up to 1/4" diameter

**85092 - \$ 39.99**

### WIRELESS WINCH REMOTE

- Universal, water-resistant, wireless winch remote provides cord-free winch control
- 50-ft. Range
- On/Off, In/Out buttons and Power Indicator
- Mountable storage holster included
- Receiver works with virtually any ATV/UTV winch
- Includes all mounting hardware & installs in 20-minutes

**25-0500 - \$ 149.99**



### BOLT-ON RUBBER WINCH STOP

- Two-piece design installs easily around winch cable or rope
- For use with steel cables or synthetic ropes up to 1/2" diameter
- Increases the life of cables, synthetic ropes and fairleads

**85080 - SINGLE - \$ 12.99**  
**85086 - ORDER IN MULTIPLES OF 18**



### AUTO-STOP KITS

- Works to automatically stop winch at end of rope pull or plow lift
- Integrated Aluminum Hawse Fairlead
- Requires synthetic winch rope - sold separately (not compatible with steel cable)
- Installs easily in place of stock fairlead
- All mounting hardware included

**25-0600 - ATV - 4.875" MTG HOLE - \$ 119.99**  
**25-0650 - UTV - 6" MTG HOLE - \$ 119.99**



### ATV/UTV SNATCH BLOCK PULLEY

- 4-Ton Max Weight Limit
- Increase your pulling power for use with up to 5/16" diameter winch ropes or steel cables
- All steel construction for extra strength & long life

**25-0400 - \$ 29.99**



### WINCH ELECTRIC CONTACTOR

- Compatible with Kolpin Winch Kits, Rocker Switches and Corded Hand Held Switch
- Protects your ATV/UTV electrical system and switches the power distribution of your winch that is controlled by your switches

**85068 - \$ 49.99**





### STANDARD ROLLER FAIRLEAD

- Designed to reduce cable wear, especially on sharp angle pulls
- Compatible with Kolpin Winch Kits
- Bolt pattern is standard 4.875"
- Works with synthetic rope and steel cables



STEEL - 85069 - \$ 39.99

### WIDE ROLLER FAIRLEAD

- Designed to reduce cable wear, especially on sharp angle pulls
- Compatible with Kolpin Winch Kits
- Bolt pattern is 6"
- Works with synthetic rope and steel cables



STEEL - 85087 - \$ 44.99

### ALUMINUM HAWSE FAIRLEAD

- Compatible with Kolpin Synthetic Rope Winch Kits
- Bolt pattern is standard 4-7/8"
- Machined Smooth Aluminum Finish
- Works only with synthetic ropes



ALUMINUM - 85070 - \$ 49.99

### FORGED STEEL WINCH HOOK

- Heavy-Duty Zinc Plated Steel
- Clevis pin included
- Compatible with most winches



RPR0108 - \$ 14.99

### ATV HANDLEBAR WINCH SWITCH

- Compatible with Polaris ATV Quick-Mount Winch Kits 26-3100, 26-3110, 26-3200 and 26-3210
- Includes handlebar switch, handlebar clamp and customer wiring harness to specifically plug into the Polaris ATV vehicle handlebar harness



POLARIS - 85096 - \$ 29.99

### CORDED HAND HELD SWITCH

- Compatible with Kolpin Winch Kits & Rocker Switches
- Control your winch from a distance
- Includes socket plug and 11' 4" length of corded wiring



85067 - \$ 49.99

### UTV DASH ROCKER SWITCH KIT

- Mountable to UTV dashboard, allows winch control from cab of UTV
- Quick-connect plug for hassle-free installation
- Snap-in installation requires standard UTV mounting hole



25-0700 - \$ 59.99

### MINI ROCKER SWITCH

- Compatible with Kolpin winch kits
- Control your winch with just the touch of your finger while your hands are on the handlebar
- Includes 7/8" diameter handlebar clamp, mounting bracket and hardware



85066 - \$ 34.99

### BATTERY CONNECTION CABLES

- Heavy-duty 6-gauge connection cables rated to 600 volts
- Color-coded ring terminal end for easy installation
- Compatible with Kolpin winch kits

SHORT 36" (PAIR) - 85089 - \$ 39.99

LONG 96" (PAIR) - 85090 - \$ 69.99

EXTRA LONG 144" (PAIR) - 85095 - \$ 69.99



### STEEL CABLE

- Compatible with all Kolpin winches
- 3/16" diameter x 50' length (2500lb)
- 7/32" diameter x 50' length (3500/4500lb)
- Super-duty galvanized aircraft cable
- Heavy-duty thimble cable loop on hook end



2500 LB - 85062 - \$ 39.99

3500/4500 LB - 85063 - \$ 54.99





### THERMOFORMED ROOFS

- UV-Stabilized Super durable HWPE (High-Molecular Weight Polyethylene)
- Robotically trimmed and drilled for precision fitment
- Compatible with Kolpin Windshields & Back Panels
- Prices starting at **\$ 199.99**



**SEE PAGE 130-147 FOR FITMENT CHART, PART NUMBER AND PRICE**

### POLARIS YOUTH COMBO KITS

- Provides extra protection for the Youth RZR 170 and Youth Ranger 150
- Includes Poly Roof, Poly Front Windshield & Poly Rear Windshield
- Windshields are constructed of 1/8" abrasive resistant polycarbonate
- Easy installation with included hardware



# POLY ROOFS

## LIGHTWEIGHT SUN & RAIN PROTECTION.

Restyled, strong, lightweight and dependable. Keep out the sun, rain and snow! We've got a lineup of roofs for today's most popular UTVs.

**SEE PAGE 130-147 FOR FITMENT CHART, PART NUMBER AND PRICE**



- RZR 170 - 2100 - **\$ 359.99**
- RZR 200 - 2110 - **\$ 399.99**
- RANGER 150 - 2150 - **\$ 399.99**





## METAL ROOFS

- Heavy-duty 14-gauge thick steel panel construction or 10-gauge aluminum panel construction
- Integrated visor for protection and accessory mounting
- Includes rubber seals for placement in-between roll cage and roof to minimize noise and wear
- Quick and easy install in less than 30-minutes
- Compatible with Kolpin glass windshields and select back panels
- Stiffening ribs added to the construction of some models



**SEE PAGE 130-147 FOR FITMENT CHART, PART NUMBER AND PRICE**

## ROOF FOAM LINER INSULATION

- 5MM adhesive backed foam pad to stick to underside of metal roofs
- Reduces noise, squeaks, pads roof against frame
- Looks more premium and provides soft touch surface



# METAL ROOFS


## WE'VE GOT YOU COVERED

Durable, strong, metal roofs to protect you and your riders from the elements and fit tightly on your UTV roll cage. We've got a lineup of metal roofs for today's most popular UTVs.

**SEE PAGE 130-147 FOR FITMENT CHART, PART NUMBER AND PRICE**

- UNIVERSAL - 29005 - \$ 109.99**
- RANGER XP - 29010 - \$ 109.99**
- RANGER XP CREW - 29020 - \$ 159.99**





# POLY WINDSHIELDS

## A CLEAR VIEW OF THE JOURNEY AHEAD.

Customize your UTVs cab with the Poly Windshield that's right for your journey. We have a wide variety of Poly Shield options in half, full, rear and tilting styles for today's most popular UTVs.

SEE PAGE 130-147 FOR FITMENT CHART, PART NUMBERS AND PRICE

## WINDSHIELD STYLES

### HALF-FIXED

- Lip on upper shield deflects air over operator and passenger
- Easy-to-install and no drilling required
- Scratch-resistant finish
- Extremely durable - injection molded c-clamps
- Trailerable
- Average height is 9-9-1/2"



### FULL-FIXED

- Custom design for each vehicle model
- Easy-to-install and no drilling required
- Extremely durable - injection molded c-clamps
- Trailerable
- Compatible with roofs
- Scratch-resistant finish



### FULL-TILT

- Versatile three-position tilt mechanism permits airflow into the driver compartment if desired
- Opens 3" or 5-1/2"
- Easy-to-install and no drilling required
- Removable without tools
- Extremely durable - injection molded c-clamps
- Trailerable in closed and locked position
- Scratch-resistant finish



### REAR

- Provides barrier to keep debris from swirling into the cab
- Easy-to-install and no drilling required
- Extremely durable - injection molded c-clamps







**GLASS WINDSHIELDS**

- Fits with most OEM & Kolpin roofs
- Designed and pre-drilled to accommodate wiper kits (sold separately)
- High-quality, scratch resistant, DOT-approved, laminated safety glass
- Durable, powder-coated, 14-gauge steel frame, with e-coat primer for long-lasting durability
- Wraps around and mounts securely to A-Pillars to create a no-gap seal
- Dual sliding vents increase in-cab air-flow
- Model-specific design with rubber gasket for seamless vehicle integration
- Installs in 15-minutes



SEE PAGE 130-147 FOR FITMENT CHART, PART NUMBER AND PRICE

28200

**MANUAL WIPER KIT**

- Easy hand-operated durable UTV wipers
- Quick-install with most Kolpin glass windshields
- Quick & easy install to poly windshields (Kolpin and other brands)
- 28000 - 13" steel arm with a 12" rubber blade
- 28005 - 10" steel arm with a 10" rubber blade
- 28010 - 10" steel arm with 10" & 12" rubber blades



28000



28005

- 28000 - \$ 49.99
- 28005 - \$ 49.99
- 28010 - \$ 59.99

**GLASS WINDSHIELDS**

**HEAVY-DUTY PROTECTION & A CLEAR VIEW.**

Heavy-duty, steel-framed DOT-Approved glass windshields for maximum durability and visibility. Today's most popular UTV models can be customized with these new shields that feature (2) sliding air vents and can accept wiper kits (sold separately).

SEE PAGE 130-147 FOR FITMENT CHART, PART NUMBERS AND PRICE



ATV MODEL	YEAR	RECEIVER HITCH	SUSPENSION LOCK	STORM CHASER / HIGH RISE PLOW		SWITCHBLADE PLOW FITMENT	QUICK-MOUNT WINCH HIT		ATV WINCH MOUNT
				VEHICLE MOUNT	UNIVERSAL MOUNT		STEEL 2500 LB	SYNTHETIC 3500 LB	
<b>ARCTIC CAT® / TEXTRON®</b>				<b>ARCTIC CAT® / TEXTRON®</b>					
All IRS Models	ALL	OEM 2"	85200 \$ 89.99						
250 2x4	2006-2007				15-5531 \$ 109.99	15-0050 \$ 109.99	17-0000 \$ 419.99		
400i 4x4 (With IRS)	2002-2004	OEM 2"	85200 \$ 89.99				17-0000 \$ 419.99		
400 4x4 TRV	2005-2015	OEM 2"	85200 \$ 89.99		15-6550 \$ 109.99	15-0050 \$ 109.99			
400 4x4	2005-2014	OEM 2"	85200 \$ 89.99						OEM Equipped
450i 4x4	2010-2012	OEM 2"	85200 \$ 89.99		15-6550 \$ 109.99	15-0050 \$ 109.99	17-0000 \$ 419.99		OEM Equipped
500 4x4	2002-2004						17-0000 \$ 419.99		
500 4x4 (non-XR and non-Alterra)	2005-08, 2013-17	OEM 2"	85200 \$ 89.99		15-6550 \$ 109.99	15-0050 \$ 109.99	17-0000 \$ 419.99		OEM Equipped
550 4x4 (non-XR and non-Alterra)	2009-2016	OEM 2"	85200 \$ 89.99		15-6550 \$ 109.99	15-0050 \$ 109.99	17-0000 \$ 419.99		OEM Equipped
650 4x4	2004	OEM 2"	85200 \$ 89.99				17-0000 \$ 419.99		
650 4x4	2005-2011	OEM 2"	85200 \$ 89.99		15-6550 \$ 109.99	15-0050 \$ 109.99	17-0000 \$ 419.99		OEM Equipped
700 4x4 (non-XR and non-Alterra)	2006-2017	OEM 2"	85200 \$ 89.99		15-6550 \$ 109.99	15-0050 \$ 109.99	17-0000 \$ 419.99		OEM Equipped
700 4x4 Diesel	2007-2010	OEM 2"	85200 \$ 89.99		15-6550 \$ 109.99	15-0050 \$ 109.99	17-0000 \$ 419.99		OEM Equipped
700 4x4 Diesel	2011-2012	OEM 2"	85200 \$ 89.99						OEM Equipped
1000 4x4 TRV	2008-2017	OEM 2"	85200 \$ 89.99		15-6550 \$ 109.99	15-0050 \$ 109.99	17-0000 \$ 419.99		OEM Equipped
XR 500 / XR 550 / XR 550 XT / XR 700 / XR 700 XT	2015	OEM 2"	85200 \$ 89.99		15-6580 \$ 109.99	15-0050 \$ 109.99	17-0000 \$ 419.99		
Alterra 450	2016-2022					15-0050 \$ 109.99	17-0000 \$ 419.99		
Alterra 600	2022					15-0050 \$ 109.99	17-0000 \$ 419.99		
Alterra 500 XT / 550 / 550 XT	2016				15-6580 \$ 109.99	15-0050 \$ 109.99	17-0000 \$ 419.99		
Alterra 570 / 570 XT	2019-2021	OEM 2"	85200 \$ 89.99		15-6580 \$ 109.99	15-0050 \$ 109.99	17-0000 \$ 419.99		
Alterra 700 / 700 XT	2016-2021	OEM 2"	85200 \$ 89.99		15-6580 \$ 109.99	15-0050 \$ 109.99	17-0000 \$ 419.99		
VLX 700 / TBX 700	2018-2019	OEM 2"			15-6550 \$ 109.99	15-0050 \$ 109.99	17-0000 \$ 419.99		
<b>CAN-AM®</b>				<b>CAN-AM®</b>					
330 Outlander	2004-2005						17-0000 \$ 419.99		
400 Outlander	2003-2014				15-7561 \$ 109.99		17-0000 \$ 419.99		
450 / 500 / 570 Outlander L	2015-2016				15-7580 \$ 109.99		17-0000 \$ 419.99		OEM Equipped
450/ 450 Max / 570 Outlander	2017-2023				15-7590 \$ 109.99		17-0000 \$ 419.99		OEM Equipped
450 Outlander 6x6 MAX	2019-2023				15-7590 \$ 109.99		17-0000 \$ 419.99		OEM Equipped
500 Quest	2003				15-7511 \$ 109.99	15-0050 \$ 109.99	17-0000 \$ 419.99		OEM Equipped
500 Renegade	2008-2011				15-7561 \$ 109.99		17-0000 \$ 419.99		
500 Traxter	1999-2005				15-7511 \$ 109.99	15-0050 \$ 109.99	17-0000 \$ 419.99		
500 Outlander	2007-2012				15-7561 \$ 109.99		17-0000 \$ 419.99		
500 Outlander	2013-2014	OEM 2"			15-7590 \$ 109.99		17-0000 \$ 419.99		OEM Equipped
570 Outlander MAX / XMR	2016-2023				15-7590 \$ 109.99		17-0000 \$ 419.99		OEM Equipped
650 Quest	2002-2004				15-7511 \$ 109.99	15-0050 \$ 109.99	17-0000 \$ 419.99		
650 Traxter	2005				15-7511 \$ 109.99	15-0050 \$ 109.99	17-0000 \$ 419.99		
650 Outlander	2006-2012				15-7561 \$ 109.99		17-0000 \$ 419.99		
650 Outlander / 650 MAX / XMR	2013-2022	OEM 2"			15-7590 \$ 109.99		17-0000 \$ 419.99		OEM Equipped
650 Outlander 6x6	2015-2020				15-7590 \$ 109.99		17-0000 \$ 419.99		OEM Equipped
650 Outlander 6x6 MAX	2019-2023				15-7590 \$ 109.99		17-0000 \$ 419.99		OEM Equipped



ATV MODEL	YEAR	RECEIVER HITCH	SUSPENSION LOCK	STORM CHASER / HIGH RISE PLOW		SWITCHBLADE PLOW FITMENT	QUICK-MOUNT WINCH HIT		ATV WINCH MOUNT
				VEHICLE MOUNT	UNIVERSAL MOUNT		STEEL 2500 LB	SYNTHETIC 3500 LB	
<b>CAN-AM® CONT</b>				<b>CAN-AM® CONT</b>					
800 Outlander	2006-2009			15-7561 \$ 109.99		17-0000 \$ 419.99			
800 Outlander MAX	2006-2012			15-7561 \$ 109.99		17-0000 \$ 419.99			
800 Outlander XMR	2012			15-7561 \$ 109.99		17-0000 \$ 419.99			
800R / 800R MAX Outlander	2010-2011			15-7561 \$ 109.99		17-0000 \$ 419.99			
800R / 850 Outlander	2012-2022	OEM 2"		15-7580 \$ 109.99		17-0000 \$ 419.99			OEM Equipped
800 Outlander	2012-2015			15-7590 \$ 109.99		17-0000 \$ 419.99			OEM Equipped
800 Outlander MAX	2013-2015			15-7590 \$ 109.99		17-0000 \$ 419.99			OEM Equipped
800 Outlander XMR	2015			15-7590 \$ 109.99		17-0000 \$ 419.99			OEM Equipped
850 / 850 MAX / 850 XMR Outlander	2016-2023			15-7590 \$ 109.99		17-0000 \$ 419.99			OEM Equipped
1000 Outlander	2012-2019	OEM 2"		15-7590 \$ 109.99		17-0000 \$ 419.99			OEM Equipped
1000 Outlander 6x6	2014-2019			15-7590 \$ 109.99		17-0000 \$ 419.99			OEM Equipped
1000 Outlander MAX	2013-2019			15-7590 \$ 109.99		17-0000 \$ 419.99			OEM Equipped
1000 Outlander XMR	2013-2023			15-7590 \$ 109.99		17-0000 \$ 419.99			OEM Equipped
1000 Outlander 6x6 MAX	2019-2023			15-7590 \$ 109.99		17-0000 \$ 419.99			OEM Equipped
1000R / 1000R MAX Outlander	2019-2023			15-7590 \$ 109.99		17-0000 \$ 419.99			OEM Equipped
500 Renegade	2008-2012			15-7561 \$ 109.99		17-0000 \$ 419.99			
500 Renegade	2013-2015			15-7590 \$ 109.99		17-0000 \$ 419.99			
570 Renegade	2016-2022			15-7590 \$ 109.99		17-0000 \$ 419.99			
570 Renegade XMR	2017-2021			15-7590 \$ 109.99		17-0000 \$ 419.99			
650 Renegade	2018-2019			15-7590 \$ 109.99		17-0000 \$ 419.99			
650 Renegade	2023			15-7590 \$ 109.99		17-0000 \$ 419.99			
650 Renegade XMR	2022-2023			15-7590 \$ 109.99		17-0000 \$ 419.99			
800 Renegade	2007-2011			15-7561 \$ 109.99		17-0000 \$ 419.99			
800 Renegade	2012-2015			15-7590 \$ 109.99		17-0000 \$ 419.99			
800 Renegade X	2008-2011			15-7561 \$ 109.99		17-0000 \$ 419.99			
850 Renegade	2016-2022			15-7590 \$ 109.99		17-0000 \$ 419.99			
850 Renegade XMR	2017-2019			15-7590 \$ 109.99		17-0000 \$ 419.99			
850 Renegade X XC	2020-2022			15-7590 \$ 109.99		17-0000 \$ 419.99			
<b>CF-MOTO®</b>				<b>CF-MOTO®</b>					
X5	2009				15-0050 \$ 109.99				
X5 / X6 / X8	2012-2014			15-9000 \$ 109.99	15-0050 \$ 109.99				
CFORCE 400	2016-2022	85100 \$ 79.99	85200 \$ 89.99	15-9000 \$ 109.99	15-0050 \$ 109.99				
CFORCE 400 (not S model)	2016-2018	85100 \$ 79.99	85200 \$ 89.99	15-9000 \$ 109.99	15-0050 \$ 109.99	17-0000 \$ 419.99			
CFORCE 400 S	2019-2020	85100 \$ 79.99	85200 \$ 89.99	15-9000 \$ 109.99	15-0050 \$ 109.99	17-0000 \$ 419.99			
CFORCE 500	2013-2020	OEM 2"	85200 \$ 89.99	15-9000 \$ 109.99	15-0050 \$ 109.99				
CFORCE 500 (not S model)	2013-2018	OEM 2"	85200 \$ 89.99	15-9000 \$ 109.99	15-0050 \$ 109.99	17-0000 \$ 419.99			
CFORCE 500 S	2017-2022	OEM 2"	85200 \$ 89.99	15-9000 \$ 109.99	15-0050 \$ 109.99	17-0000 \$ 419.99			
CFORCE 600	2013-2014	OEM 2"	85200 \$ 89.99	15-9000 \$ 109.99	15-0050 \$ 109.99				
CFORCE 600 (not Touring model)	2019-2022	OEM 2"	85200 \$ 89.99	15-9020 \$ 109.99	15-0050 \$ 109.99	17-0000 \$ 419.99			
CFORCE 600 Touring	2020-2022	OEM 2"	85200 \$ 89.99	15-9020 \$ 109.99	15-0050 \$ 109.99	17-0000 \$ 419.99			



ATV MODEL	YEAR	RECEIVER HITCH	SUSPENSION LOCK	STORM CHASER / HIGH RISE PLOW		SWITCHBLADE PLOW FITMENT	QUICK-MOUNT WINCH HIT		ATV WINCH MOUNT
				VEHICLE MOUNT	UNIVERSAL MOUNT		STEEL 2500 LB	SYNTHETIC 3500 LB	
<b>CF-MOTO® CONT.</b>				<b>CF-MOTO® CONT.</b>					
CFORCE 800 (not XC model)	2013-2017	OEM 2"	85200 \$ 89.99	15-9000 \$ 109.99	15-0050 \$ 109.99	17-0000 \$ 419.99			
CFORCE 800 XC	2018-2022	OEM 2"	85200 \$ 89.99	15-9010 \$ 109.99	15-0050 \$ 109.99	17-0000 \$ 419.99			
CFORCE 1000	2021-2022			15-9010 \$ 109.99	15-0050 \$ 109.99				
<b>HONDA®</b>				<b>HONDA®</b>					
TRX 250 Recon	1998-2020			15-1521 \$ 109.99	15-0050 \$ 109.99	17-0000 \$ 419.99			
TRX 300 Fourtrax	1993-2000			15-1510 \$ 109.99		17-0000 \$ 419.99			25-1042 \$ 99.99
TRX 350 Rancher	2000-2003	85135 \$ 99.99		15-1550 \$ 109.99		17-0000 \$ 419.99			25-1080 \$ 99.99
TRX 350 Rancher	2004-2006	85135 \$ 99.99		15-1591 \$ 109.99	15-0050 \$ 109.99	17-0000 \$ 419.99			25-1081 \$ 99.99
TRX 400 Foreman	1995-2003	85135 \$ 99.99		15-1580 \$ 109.99		17-0000 \$ 419.99			25-1061 \$ 99.99
TRX 400 Rancher	2004-2007	85135 \$ 99.99		15-1591 \$ 109.99	15-0050 \$ 109.99	17-0000 \$ 419.99			25-1081 \$ 99.99
TRX 420 Rancher (All)	2007-2013	85135 \$ 99.99		15-1620 \$ 109.99	15-0050 \$ 109.99	17-0000 \$ 419.99			25-1210 \$ 99.99
TRX 420 Rancher (AT IRS models)	2009-2014	85130 \$ 99.99	85200 \$ 89.99	15-1620 \$ 109.99	15-0050 \$ 109.99	17-0000 \$ 419.99			25-1210 \$ 99.99
TRX 420 Rancher (Automatic, IRS (FA5, FA6))	2015-2023	85130 \$ 99.99		15-1630 \$ 109.99	15-0050 \$ 109.99	17-0000 \$ 419.99	26-1020 \$ 349.99	26-1030 \$ 449.99	25-1270 \$ 99.99
TRX 420 Rancher (non-AT IRS models)	2014			15-1630 \$ 109.99	15-0050 \$ 109.99	17-0000 \$ 419.99			
TRX 420 Rancher (Automatic, Straight Axle (FA1, FA2))	2015-2023	85135 \$ 99.99		15-1630 \$ 109.99	15-0050 \$ 109.99	17-0000 \$ 419.99	26-1020 \$ 349.99	26-1030 \$ 449.99	25-1270 \$ 99.99
TRX 420 Rancher (Man Shift/Elect. Shift, S.A. (FM, FE))	2014-2023	85135 \$ 99.99		15-1630 \$ 109.99	15-0050 \$ 109.99	17-0000 \$ 419.99	26-1020 \$ 349.99	26-1030 \$ 449.99	25-1270 \$ 99.99
TRX 450 Foreman	1998-2004	85135 \$ 99.99		15-1580 \$ 109.99		17-0000 \$ 419.99			25-1061 \$ 99.99
TRX 500 Foreman	2005-2006	85135 \$ 99.99		15-1600 \$ 109.99	15-0050 \$ 109.99	17-0000 \$ 419.99			
TRX 500 Foreman	2007-2011	85135 \$ 99.99		15-1600 \$ 109.99	15-0050 \$ 109.99	17-0000 \$ 419.99			25-1200 \$ 99.99
TRX 500 Foreman	2012-2013	85135 \$ 99.99		15-1610 \$ 109.99	15-0050 \$ 109.99	17-0000 \$ 419.99			25-1220 \$ 99.99
TRX 500 Rubicon	2001-2004	85135 \$ 99.99		15-1560 \$ 109.99		17-0000 \$ 419.99			25-1090 \$ 99.99
TRX 500 Rubicon	2005-2006	85135 \$ 99.99		15-1600 \$ 109.99	15-0050 \$ 109.99	17-0000 \$ 419.99			25-1161 \$ 99.99
TRX 500 Rubicon	2007-2014	85135 \$ 99.99		15-1600 \$ 109.99	15-0050 \$ 109.99	17-0000 \$ 419.99			25-1200 \$ 99.99
TRX 500 (Single Shock Straight Axle)	2014-2019	85130 \$ 99.99		15-1630 \$ 109.99	15-0050 \$ 109.99	17-0000 \$ 419.99	26-1020 \$ 349.99	26-1030 \$ 449.99	25-1270 \$ 99.99
TRX 500 / 520 Rubicon (IRS models)	2015-2023	85130 \$ 99.99	85200 \$ 89.99	15-1630 \$ 109.99	15-0050 \$ 109.99	17-0000 \$ 419.99	26-1020 \$ 349.99	26-1030 \$ 449.99	25-1270 \$ 99.99
TRX 520 Foreman (Single Shock, Straight Axle)	2020-2023	85135 \$ 99.99		15-1630 \$ 109.99	15-0050 \$ 109.99	17-0000 \$ 419.99	26-1020 \$ 349.99	26-1030 \$ 449.99	25-1270 \$ 99.99
TRX 650/680 Rincon	2003-2023	85130 \$ 99.99	85200 \$ 89.99	15-1570 \$ 109.99	15-0050 \$ 109.99	17-0000 \$ 419.99			25-1190 \$ 99.99
<b>HAWASAKI®</b>				<b>HAWASAKI®</b>					
300 Brute Force	2012-2022				15-0050 \$ 109.99	17-0000 \$ 419.99			OEM Equipped
360 Prairie	2003-2005	85160 \$ 99.99		15-2590 \$ 109.99	15-0050 \$ 109.99	17-0000 \$ 419.99			25-2150 \$ 99.99
360 Prairie	2006-2013	85160 \$ 99.99		15-2590 \$ 109.99	15-0050 \$ 109.99	17-0000 \$ 419.99			25-2290 \$ 99.99
650 Brute Force 4x4	2005-2013	85160 \$ 99.99		15-2570 \$ 109.99	15-0050 \$ 109.99	17-0000 \$ 419.99			25-2310 \$ 99.99
650 Brute Force 4x4i (IRS Model)	2006-2013	85100 \$ 99.99	85200 \$ 89.99	15-2610 \$ 109.99	15-0050 \$ 109.99	17-0000 \$ 419.99			25-2310 \$ 99.99
650 Prairie 4x4	2002-2003	85160 \$ 99.99		15-2570 \$ 109.99	15-0050 \$ 109.99	17-0000 \$ 419.99			25-2131 \$ 99.99
700 Prairie 4x4	2004-2006	85160 \$ 99.99		15-2570 \$ 109.99	15-0050 \$ 109.99	17-0000 \$ 419.99			25-2131 \$ 99.99
750 Brute Force 4x4i	2005-2023	85100 \$ 79.99	85200 \$ 89.99	15-2610 \$ 109.99	15-0050 \$ 109.99	17-0000 \$ 419.99			25-2310 \$ 99.99
<b>POLARIS</b>				<b>POLARIS</b>					
ACE / ACE 570 / ACE 900	2014-2019	OEM 1.25"			15-0050 \$ 109.99	17-0000 \$ 419.99			25-3410 \$ 99.99
250 4x4 & 4x6	1989-2001			15-3520 \$ 109.99		17-0000 \$ 419.99			
Hawkeye 2x4 / 4x4	2006-2011				15-0050 \$ 109.99	17-0000 \$ 419.99			



ATV MODEL	YEAR	RECEIVER HITCH	SUSPENSION LOCK	STORM CHASER / HIGH RISE PLOW		SWITCHBLADE PLOW FITMENT	QUICK-MOUNT WINCH HIT		ATV WINCH MOUNT	
				VEHICLE MOUNT	UNIVERSAL MOUNT		STEEL 2500 LB	SYNTHETIC 3500 LB		
<b>POLARIS CONT.</b>				<b>POLARIS CONT.</b>						
300 Xplorer 4x4	1997-1998								25-3043 \$ 99.99	
300 Sportsman	2008				15-0050 \$ 109.99	17-0000 \$ 419.99			25-3280 \$ 99.99	
325 Magnum	2000-2002								25-3043 \$ 99.99	
330 Magnum & ATP	2003-2005				15-3591 \$ 109.99	17-0000 \$ 419.99			25-3043 \$ 99.99	
330 Sportsman ETX	2015		85200 \$ 89.99		15-3591 \$ 109.99	17-0000 \$ 419.99	26-3200 \$ 349.99	26-3210 \$ 419.99	25-3410 \$ 99.99	
335 Sportsman	1999-2000	85100 \$ 79.99	85200 \$ 89.99		15-3550 \$ 109.99	17-0000 \$ 419.99			25-3043 \$ 99.99	
350 2x4, 4x4 & 6x6	1989-1993				15-3520 \$ 109.99	17-0000 \$ 419.99				
400 2x4 / 4x4	1994-1997				15-3520 \$ 109.99	17-0000 \$ 419.99				
400 Sportsman	2001				15-3550 \$ 109.99	17-0000 \$ 419.99			25-3043 \$ 99.99	
400 Sportsman	2002-2003				15-3591 \$ 109.99	17-0000 \$ 419.99			25-3043 \$ 99.99	
400 Sportsman	2004-2004.5				15-3591 \$ 109.99				25-3190* \$ 99.99	
400 Sportsman H.O.	2008-2010					15-0050 \$ 109.99	17-0000 \$ 419.99		25-3280 \$ 99.99	
400 Sportsman H.O.	2011-2014		85200 \$ 89.99		15-3591 \$ 109.99	17-0000 \$ 419.99	26-3200 <sub>a</sub> \$349.99	26-3210 <sub>a</sub> \$419.99	25-3410 \$ 99.99	
400 Xplorer 4x4	1995-2001								25-3043 \$ 99.99	
400 Hawkeye	2011-2014		85200 \$ 89.99		15-3591 \$ 109.99	17-0000 \$ 419.99	26-3200 <sub>a</sub> \$349.99	26-3210 <sub>a</sub> \$419.99	25-3410 \$ 99.99	
425 Magnum 4x4 & 4x6	1995-1998				15-3520 \$ 109.99	17-0000 \$ 419.99				
425 Xpedition 4x4	2000-2002								25-3043 \$ 99.99	
445 Diesel	1999				15-3550 \$ 109.99	17-0000 \$ 419.99			25-3043 \$ 99.99	
450 Sportsman	2006-2007		85200 \$ 89.99		15-3591 \$ 109.99	17-0000 \$ 419.99			25-3260 \$ 99.99	
450 Sportsman (ALL)	2016-2023		85200 \$ 89.99		15-3591 \$ 109.99	17-0000 \$ 419.99	26-3200 \$ 349.99	26-3210 \$ 419.99	25-3410 \$ 99.99	
500 Magnum	1999-2002								25-3043 \$ 99.99	
500 Sportsman H.O. & EFI	2003				15-3591 \$ 109.99				25-3043 \$ 99.99	
500 Sportsman H.O. & EFI	2005-2010		85200 \$ 89.99		15-3591 \$ 109.99				25-3260 \$ 99.99	
500 Sportsman H.O & EFI (ALL)	2005-2013		85200 \$ 89.99		15-3591 \$ 109.99	17-0000 \$ 419.99				
500 X2 Sportsman	2006-2010		85200 \$ 89.99						25-3260 \$ 99.99	
500 Sportsman	2004-2004.5				15-3591 \$ 109.99				25-3190* \$ 99.99	
500 Sportsman (ALL)	2011-2013		85200 \$ 89.99		15-3591 \$ 109.99		26-3200 <sub>a</sub> \$349.99	26-3210 <sub>a</sub> \$419.99	25-3410 \$ 99.99	
550 Sportsman (ALL)	2012-2014	85195 \$ 109.99	85200 \$ 89.99		15-3670 \$ 109.99	15-0050 \$ 109.99	17-0000 \$ 419.99	26-3200 \$ 349.99	26-3210 \$ 419.99	25-3410 \$ 99.99
570 Sportsman 6x6	2000-2003								25-3043 \$ 99.99	
570 Sportsman 6x6	2017-2023		85200 \$ 89.99		15-3591 \$ 109.99	17-0000 \$ 419.99	26-3200 \$ 349.99	26-3210 \$ 419.99	25-3410 \$ 99.99	
570 Sportsman (ALL)	2014-2023		85200 \$ 89.99		15-3591 \$ 109.99	17-0000 \$ 419.99	26-3200 \$ 349.99	26-3210 \$ 419.99	25-3410 \$ 99.99	
570 Sportsman Touring	2014-2023		85200 \$ 89.99		15-3591 \$ 109.99	17-0000 \$ 419.99	26-3200 \$ 349.99	26-3210 \$ 419.99	25-3410 \$ 99.99	
570 X2 Sportsman	2015-2021		85200 \$ 89.99		15-3591 \$ 109.99	17-0000 \$ 419.99	26-3200 \$ 349.99	26-3210 \$ 419.99	25-3410 \$ 99.99	
600 Sportsman	2003-2004				15-3591 \$ 109.99	17-0000 \$ 419.99				
600 Sportsman	2004-2004.5								25-3190* \$ 99.99	
600 Sportsman	2005-2006		85200 \$ 89.99							
700 Sportsman	2004-2004.5				15-3591 \$ 109.99				25-3190* \$ 99.99	
700 Sportsman	2005-2007		85200 \$ 89.99		15-3591 \$ 109.99	17-0000 \$ 419.99			25-3260 \$ 99.99	
700 X2 Sportsman	2008		85200 \$ 89.99		15-3591 \$ 109.99	17-0000 \$ 419.99			25-3260 \$ 99.99	
800 Sportsman	2005-2010		85200 \$ 89.99		15-3591 \$ 109.99	17-0000 \$ 419.99			25-3260 \$ 99.99	
800 Sportsman (Excluding 6x6)	2005-2014		85200 \$ 89.99		15-3591 \$ 109.99	17-0000 \$ 419.99				



ATV MODEL	YEAR	RECEIVER HITCH	SUSPENSION LOCK	STORM CHASER / HIGH RISE PLOW		SWITCHBLADE PLOW FITMENT	QUICK-MOUNT WINCH HIT		ATV WINCH MOUNT	
				VEHICLE MOUNT	UNIVERSAL MOUNT		STEEL 2500 LB	SYNTHETIC 3500 LB		
<b>POLARIS CONT.</b>				<b>POLARIS CONT.</b>						
800 Sportsman 6x6	2013-2015					17-0000 \$ 419.99	26-3200 <sub>a</sub> \$349.99	26-3210 <sub>a</sub> \$419.99	25-3410 \$ 99.99	
800 X2 Sportsman	2007-2009		85200 \$ 89.99						25-3260 \$ 99.99	
800 Sportsman (ALL)	2011-2014	85195 \$ 109.99	85200 \$ 89.99		15-3670 \$ 109.99	15-0050 \$ 109.99	17-0000 \$ 419.99	26-3200 <sub>a</sub> \$349.99	26-3210 <sub>a</sub> \$419.99	25-3410 \$ 99.99
850 Scrambler (ALL)	2013-2023	85195 \$ 109.99	85200 \$ 89.99		15-3670 \$ 109.99	15-0050 \$ 109.99	17-0000 \$ 419.99	26-3200 \$ 349.99	26-3210 \$ 419.99	25-3410 \$ 99.99
850 Sportsman (ALL)	2009-2023	85195 \$ 109.99	85200 \$ 89.99		15-3670 \$ 109.99	15-0050 \$ 109.99	17-0000 \$ 419.99	26-3200 \$ 349.99	26-3210 \$ 419.99	25-3350 \$ 99.99
850 Sportsman Touring	2015-2023				15-3670 \$ 109.99	15-0050 \$ 109.99	17-0000 \$ 419.99	26-3200 \$ 349.99	26-3210 \$ 419.99	25-3410 \$ 99.99
1000 Scrambler (ALL)	2014-2018	85195 \$ 109.99	85200 \$ 89.99		15-3670 \$ 109.99	15-0050 \$ 109.99	17-0000 \$ 419.99	26-3200 \$ 349.99	26-3210 \$ 419.99	25-3410 \$ 99.99
1000 Scrambler S (55")	2020-2021					15-0050 \$ 109.99	17-0000 \$ 419.99			
1000 Scrambler (All not 55")	2014-2018				15-3670 \$ 109.99	15-0050 \$ 109.99	17-0000 \$ 419.99	26-3200 \$ 349.99	26-3210 \$ 419.99	25-3410 \$ 99.99
1000 XP Sportsman (ALL not 55")	2015-2023	85195 \$ 109.99	85200 \$ 89.99		15-3670 \$ 109.99	15-0050 \$ 109.99	17-0000 \$ 419.99	26-3200 \$ 349.99	26-3210 \$ 419.99	25-3410 \$ 99.99
1000 XP Sportsman S (55")	2020-2023					15-0050 \$ 109.99	17-0000 \$ 419.99			
1000 XP Sportsman Touring	2015-2023				15-3670 \$ 109.99	15-0050 \$ 109.99	17-0000 \$ 419.99	26-3200 \$ 349.99	26-3210 \$ 419.99	25-3410 \$ 99.99
<b>SUZUKI®</b>				<b>SUZUKI®</b>						
250 2x4	1997-2001						17-0000 \$ 419.99			
280 King Quad	98 & Older						17-0000 \$ 419.99			
300 King Quad	1999-2002						17-0000 \$ 419.99			
400 Eiger	2002-2004	85180 \$ 99.99			15-4550 \$ 109.99		17-0000 \$ 419.99			
400 Eiger	2005-2007	85180 \$ 99.99			15-4581 \$ 109.99	15-0050 \$ 109.99	17-0000 \$ 419.99			
400 King Quad (ALL)	2008-2022	85180 \$ 99.99			15-4581 \$ 109.99	15-0050 \$ 109.99	17-0000 \$ 419.99			25-4210 \$ 99.99
450 King Quad	2007-2010	85100 \$ 79.99	85200 \$ 89.99		15-4590 \$ 109.99	15-0050 \$ 109.99	17-0000 \$ 419.99			25-4100* \$ 99.99
500 King Quad (ALL)	2009-2022	85100 \$ 79.99	85200 \$ 89.99		15-4590 \$ 109.99	15-0050 \$ 109.99	17-0000 \$ 419.99			25-4100 \$ 99.99
500 Quad Runner	02 & Older				15-4550 \$ 109.99		17-0000 \$ 419.99			
500 Vinson	2002-2007	85180 \$ 99.99			15-4550 \$ 109.99		17-0000 \$ 419.99			
700 Twin Peak	2004-2005	85160 \$ 99.99			15-2570 \$ 109.99	15-0050 \$ 109.99	17-0000 \$ 419.99			25-2131 \$ 99.99
700 King Quad	2005-2007	85100 \$ 79.99	85200 \$ 89.99		15-4590 \$ 109.99	15-0050 \$ 109.99	17-0000 \$ 419.99			25-4100* \$ 99.99
750 King Quad (ALL)	2008-2022	85100 \$ 79.99	85200 \$ 89.99		15-4590 \$ 109.99	15-0050 \$ 109.99	17-0000 \$ 419.99			25-4100* \$ 99.99
<b>TEXTRON®</b>				<b>TEXTRON®</b>						
Alterra 300/500	ALL	OEM 2"	85200 \$ 89.99							
<b>TRACKER</b>				<b>TRACKER</b>						
570 / 700	2020-2021				15-6580 \$ 109.99	15-0050 \$ 109.99				
<b>YAMAHA®</b>				<b>YAMAHA®</b>						
350 Bruin	2004-2006				15-5590 \$ 109.99	15-0050 \$ 109.99	17-0000 \$ 419.99			
350 Grizzly (IRS models)	2007-2011	85100 \$ 79.99	85200 \$ 89.99			15-0050 \$ 109.99	17-0000 \$ 419.99			
350 Grizzly	2007-2014				15-5590 \$ 109.99	15-0050 \$ 109.99	17-0000 \$ 419.99			
350 Raptor	2005-2006				15-5531 \$ 109.99	15-0050 \$ 109.99	17-0000 \$ 419.99			
350 Wolverine	05 & Older				15-5531 \$ 109.99	15-0050 \$ 109.99	17-0000 \$ 419.99			
400 Big Bear	2000-2012				15-5531 \$ 109.99	15-0050 \$ 109.99	17-0000 \$ 419.99			
400 Big Bear	2007-2014	85100 \$ 79.99	85200 \$ 89.99			15-0050 \$ 109.99	17-0000 \$ 419.99			
400 Grizzly	2007-2014	85100 \$ 79.99	85200 \$ 89.99			15-0050 \$ 109.99	17-0000 \$ 419.99			







		WINDSHIELDS							ROOFS		PLOW SYSTEM		QUICK-MOUNT WINCH KIT		UTV WINCH MOUNT
UTV MODEL	YEAR	GLASS	HALF FOLD.	HALF FIXED	FULL FIXED	FULL TILT	OTHER	REAR PANEL	METAL	POLY	FRONT-CONNECT	SWITCHBLADE	SYNTH 3500 LB	SYNTH 4500 LB	
<b>ARCTIC CAT® / TEXTRON®</b>									<b>ARCTIC CAT® / TEXTRON®</b>						
Wildcat Trail/ Trail XT/ Sport/ Sport XT	2014-2017			2466 \$ 179.99								17-5000 \$ 519.99			OEM Equipped
Wildcat / X / 4 / 4X / 1000 / GT 1000	2012-2017									1497 (NA 4 model) \$ 259.99		17-5000 \$ 519.99			OEM Equipped
Wildcat X 1000	2015-2017											17-5000 \$ 519.99			OEM Equipped
Stampede 900 / 4X 900	2017-2020			2467 \$ 209.99	2468 \$ 419.99	2469 \$ 499.99		2470 \$ 199.99				17-5000 \$ 519.99			OEM Equipped
Havoc / Havoc X	2018-2020			2467 \$ 209.99	2468 \$ 419.99	2469 \$ 499.99		2470 \$ 199.99				17-5000 \$ 519.99			OEM Equipped
Prowler	2009-2017											17-5000 \$ 519.99			OEM Equipped
Prowler HDX 700	2011-2017											17-5000 \$ 519.99			25-6130 \$ 99.99
Prowler Pro / Pro Crew	2019-2023										35-8000 j \$ 139.99	17-5000 \$ 519.99			25-6130 \$ 99.99
<b>BOBCAT®</b>									<b>BOBCAT®</b>						
UV34	2019-2022										35-3050 k,m,o \$ 249.99			26-3000 <sup>i</sup> \$ 99.99	25-3500 b,e,f \$ 99.99
UV34XL	2019-2022										35-3050 k,m,o \$ 249.99			26-3000 <sup>a,i</sup> \$ 99.99	25-3500 b,e,f \$ 99.99
<b>CAN-AM®</b>									<b>CAN-AM®</b>						
Defender HD5 (DPS, BASE)	2017-2021	28400 b, e \$ 799.99			3017 \$ 389.99	3015 \$ 499.99		3019 \$ 199.99		29400 a, d, g \$ 569.99	35-7000 \$ 139.99	17-5000 \$ 519.99		26-7020 \$ 519.99	25-7110 \$ 99.99
Defender HD7 (DPS, BASE)	2022-2023	28400 b, e \$ 799.99			3017 \$ 389.99	3015 \$ 499.99		3019 \$ 199.99		29400 a, d, g \$ 569.99	35-7000 \$ 139.99	17-5000 \$ 519.99		26-7020 \$ 519.99	25-7110 \$ 99.99
Defender HD8 (DPS, XT, BASE)	2017-2021	28400 b, e \$ 799.99			3017 \$ 389.99	3015 \$ 499.99		3019 \$ 199.99		29400 a, d, g \$ 569.99	35-7000 \$ 139.99			26-7020 \$ 519.99	25-7110 \$ 99.99
Defender HD8 (CAB Package)	2018-2021	28400 b, e \$ 799.99			3017 \$ 389.99	3015 \$ 499.99		3019 \$ 199.99		29400 a, d, g \$ 569.99	35-7000 \$ 139.99			26-7020 \$ 519.99	25-7110 \$ 99.99
Defender HD9 (DPS, XT, BASE)	2022-2023	28400 b, e \$ 799.99			3017 \$ 389.99	3015 \$ 499.99		3019 \$ 199.99		29400 a, d, g \$ 569.99	35-7000 \$ 139.99			26-7020 \$ 519.99	25-7110 \$ 99.99
Defender HD9 (CAB Package)	2022-2023	28400 b, e \$ 799.99			3017 \$ 389.99	3015 \$ 499.99		3019 \$ 199.99		29400 a, d, g \$ 569.99	35-7000 \$ 139.99			26-7020 \$ 519.99	25-7110 \$ 99.99
Defender HD10 (DPS, XT, BASE)	2019-2023	28400 b, e \$ 799.99			3017 \$ 389.99	3015 \$ 499.99		3019 \$ 199.99		29400 a, d, g \$ 569.99	35-7000 \$ 139.99			26-7020 \$ 519.99	25-7110 \$ 99.99
Defender HD10 (DPS, XT, BASE)	2016-2018	28400 b, e \$ 799.99			3017 \$ 389.99	3015 \$ 499.99		3019 \$ 199.99		29400 a, d, g \$ 569.99	35-7000 \$ 139.99			26-7020 \$ 519.99	25-7110 \$ 99.99
Defender HD10 (CAB Package)	2018-2023	28400 b, e \$ 799.99			3017 \$ 389.99	3015 \$ 499.99		3019 \$ 199.99		29400 a, d, g \$ 569.99	35-7000 \$ 139.99			26-7020 \$ 519.99	25-7110 \$ 99.99
Defender HD10 XTP	2018-2020	28400 b, e \$ 799.99			3017 \$ 389.99	3015 \$ 499.99		3019 \$ 199.99		29400 a, d, g \$ 569.99	35-7000 \$ 139.99			26-7020 \$ 519.99	25-7110 \$ 99.99
Defender HD10 XMR	2018-2023	28400 b, e \$ 799.99			3017 \$ 389.99	3015 \$ 499.99		3019 \$ 199.99		29400 a, d, g \$ 569.99	35-7000 \$ 139.99			26-7020 \$ 519.99	25-7110 \$ 99.99



		WINDSHIELDS								
UTV MODEL	YEAR	GLASS	HALF FOLD.	HALF FIXED	FULL FIXED	FULL TILT	OTHER	REAR PANEL		
<b>CAN-AM® CONT.</b>										
Defender MAX HD7 (BASE)	2022-2023	28400 b, e \$ 799.99			3017 \$ 389.99	3015 \$ 499.99		3019 \$ 199.99		
Defender MAX HD8 (DPS/BASE)	2019-2021	28400 b, e \$ 799.99			3017 \$ 389.99	3015 \$ 499.99		3019 \$ 199.99		
Defender MAX HD8 (XT, CAB Package)	2019-2020	28400 b, e \$ 799.99			3017 \$ 389.99	3015 \$ 499.99		3019 \$ 199.99		
Defender MAX HD9 (DPS, XT, BASE)	2022-2023	28400 b, e \$ 799.99			3017 \$ 389.99	3015 \$ 499.99		3019 \$ 199.99		
Defender MAX HD10 XMR	2019-2023	28400 b, e \$ 799.99			3017 \$ 389.99	3015 \$ 499.99		3019 \$ 199.99		
Defender MAX HD10 (DPS, XT, Lonestar, CAB Package)	2019-2023	28400 b, e \$ 799.99			3017 \$ 389.99	3015 \$ 499.99		3019 \$ 199.99		
Defender MAX HD10 / HD8 (CAB Package, Lonestar)	2018	28400 b, e \$ 799.99			3017 \$ 389.99	3015 \$ 499.99		3019 \$ 199.99		
Defender MAX HD10 / HD8 (DPS, XT, BASE)	2017-2018	28400 b, e \$ 799.99			3017 \$ 389.99	3015 \$ 499.99		3019 \$ 199.99		
Defender 6x6 HD10 (DPS, XT) / PRO HD10 (DPS, XT) (All)	2020-2023	28400 b, e \$ 799.99			3017 \$ 389.99	3015 \$ 499.99		3019 \$ 199.99		
Defender PRO HD10 (CAB Package, Lonestar)	2021-2023	28400 b, e \$ 799.99			3017 \$ 389.99	3015 \$ 499.99		3019 \$ 199.99		
Commander 1000/800 (All)	2011-2013			2707 (UC) \$ 209.99		3000 \$ 499.99		2735 \$ 259.99		
Commander 1000/800 (All)	2014-2020			2707 (UC) \$ 209.99		3000 \$ 499.99		2743 (NA MAX) \$ 259.99		
Commander 700 (DPS, XT)	2022-2023									
Commander 1000 (DPS, XT, XTP) / MAX 1000 (DPS, XT, XTP)	2021-2023									
Maverick / X rs	2013				2708 \$ 379.99			2735 \$ 259.99		
Maverick / X rs	2014-2018				2708 \$ 379.99			2743 (NA MAX) \$ 259.99		
Maverick Trail 700	2022-2023									
Maverick Trail 800	2018-2021									
Maverick Trail 1000	2018-2023									
Maverick Sport 1000 (DPS, BASE, XMR, XRC, XXC) / MAX 1000 (DPS)	2019-2023									
Maverick X3	2017-2023	28410 b, e \$ 749.99		3006 \$ 209.99			3007 (FV) \$ 499.99		29410 d, g \$ 549.99	
Maverick MAX X3	2017-2023	28410 b, e \$ 749.99		3006 \$ 209.99			3007 (FV) \$ 499.99		29430 d, g \$ 799.99	
Maverick Trail / Sport	2018-2022									

		ROOFS		PLOW SYSTEM		QUICK-MOUNT WINCH KIT			
METAL	POLY	FRONT-CONNECT	SWITCHBLADE	SYNTH 3500 LB	SYNTH 4500 LB	UTV WINCH MOUNT			
<b>CAN-AM® CONT.</b>									
29420 a, d, g \$ 569.99		35-7000 \$ 139.99	17-5000 \$ 519.99		26-7020 \$ 569.99	25-7110 \$ 99.99			
29420 a, d, g \$ 569.99		35-7000 \$ 139.99	17-5000 \$ 519.99		26-7020 \$ 569.99	25-7110 \$ 99.99			
29420 a, d, g \$ 569.99		35-7000 \$ 139.99	17-5000 \$ 519.99		26-7020 \$ 569.99	25-7110 \$ 99.99			
29420 a, d, g \$ 569.99		35-7000 \$ 139.99	17-5000 \$ 519.99		26-7020 \$ 569.99	25-7110 \$ 99.99			
29420 a, d, g \$ 569.99		35-7000 \$ 139.99	17-5000 \$ 519.99		26-7020 \$ 569.99	25-7110 \$ 99.99			
29420 a, d, g \$ 569.99		35-7000 \$ 139.99	17-5000 \$ 519.99		26-7020 \$ 569.99	25-7110 \$ 99.99			
29420 a, d, g \$ 569.99		35-7000 \$ 139.99	17-5000 \$ 519.99		26-7020 \$ 569.99	25-7110 \$ 99.99			
		35-7010 \$ 139.99	17-5000 \$ 519.99			25-7070 \$ 99.99			
		35-7010 \$ 139.99	17-5000 \$ 519.99			25-7070 \$ 99.99			
		35-7020 j \$ 139.99				25-7110 \$ 99.99			
		35-7020 j \$ 139.99	17-5000 \$ 519.99			25-7110 \$ 99.99			
			17-5000 \$ 519.99			25-7080 \$ 99.99			
			17-5000 \$ 519.99			25-7080 \$ 99.99			
		35-7020 j \$ 139.99				25-7110 \$ 99.99			
		35-7020 j \$ 139.99				25-7110 \$ 99.99			
		35-7020 j \$ 139.99				25-7110 \$ 99.99			
		35-7020 j \$ 139.99				25-7110 \$ 99.99			
		35-7020 \$ 139.99	17-5000 \$ 519.99			25-7110 \$ 99.99			



		WINDSHIELDS								
UTV MODEL	YEAR	GLASS	HALF FOLD.	HALF FIXED	FULL FIXED	FULL TILT	OTHER	REAR PANEL		
<b>CAN-AM® CONT.</b>										
Maverick Max	2013-2018				2708 \$ 379.99					
<b>CATERPILLAR®</b>										
CUV82	2019-2021									
CUV85	2019-2021									
CUV102 D	2019-2021									
CUV105 D	2019-2021									
<b>CUSHMAN®</b>										
Hauler 4x4 (Gas & Diesel)	2019-2020									
Hauler 4x4 Crew (Gas & Diesel)	2019-2020									
<b>CF-MOTO®</b>										
UFORCE 500/800	2013-2020									
UFORCE 600	2022									
UFORCE 1000	2019-2022									
UFORCE 1000	2022									
ZFORCE 500/800/1000	2014-2020									
<b>GRAVELY®</b>										
Atlas JSV	2015-2021	28110 \$ 699.99		2633 \$ 199.99	2629 \$ 419.99	2623 \$ 499.99		2624 \$ 249.99		
<b>HONDA®</b>										
Big Red	2009-2013									
Pioneer 500	2015-2022			2761 \$ 199.99 2766(UC) \$ 149.99	2764 \$ 389.99	2760 \$ 449.99		2763 \$ 229.99		
Pioneer 520	2021-2022			2761 \$ 199.99 2766(UC) \$ 149.99	2764 \$ 389.99	2760 \$ 449.99				
Pioneer 700 (2-passenger)	2014-2023	28210 f \$ 599.99			2722 \$ 379.99	2737 \$ 499.99		2724 \$ 209.99	29215 d \$ 399.99	27125 d \$ 299.99
Pioneer 700-4 (4-passenger)	2014-2023	28210 f \$ 599.99			2722 \$ 379.99	2737 \$ 499.99		2724~ \$ 209.99	29220 d \$ 679.99	
Pioneer 1000 (3-passenger)	2016-2022	28200 e \$ 629.99		2787 \$ 209.99				2788 \$ 259.99	29200 d \$ 449.99	
Pioneer 1000-5 (5-passenger)	2016-2022	28200 e \$ 629.99		2787 \$ 209.99					29210 d \$ 679.99	
Pioneer 1000-6 (6-passenger)	2023	28200 e \$ 629.99								

		ROOFS		PLOW SYSTEM		QUICK-MOUNT WINCH KIT			
METAL	POLY	FRONT-CONNECT	SWITCHBLADE	SYNTH 3500 LB	SYNTH 4500 LB	UTV WINCH MOUNT			
<b>CAN-AM® CONT.</b>									
				17-5000 \$ 519.99				25-7080 \$ 99.99	
<b>CATERPILLAR®</b>									
				35-8000 j \$ 139.99				25-6130 \$ 99.99	
				35-8000 j \$ 139.99				25-6130 \$ 99.99	
				35-8000 j \$ 139.99				25-6130 \$ 99.99	
				35-8000 j \$ 139.99				25-6130 \$ 99.99	
<b>CUSHMAN®</b>									
				35-8000 j \$ 139.99				25-6130 \$ 99.99	
				35-8000 j \$ 139.99				25-6130 \$ 99.99	
<b>CF-MOTO®</b>									
				17-5000 \$ 519.99					
				35-9010 j \$ 129.99	17-5000 \$ 519.99				
				35-9000 \$ 139.99	17-5000 \$ 519.99				
				35-9000 \$ 139.99	17-5000 \$ 519.99				
				17-5000 \$ 519.99					
<b>GRAVELY®</b>									
29110 \$ 499.99	27110 \$ 299.99	35-3000 j \$ 139.99	17-5000 \$ 519.99					25-3400 \$ 99.99	
<b>HONDA®</b>									
				17-5000 \$ 519.99				25-1180 \$ 99.99	
				35-1020 L \$ 139.99	17-5000 \$ 519.99			25-1250 \$ 99.99	
				35-1020 L \$ 139.99	17-5000 \$ 519.99			25-1250 \$ 99.99	
				35-1010 L \$ 139.99	17-5000 \$ 519.99	26-1040 \$ 449.99		25-1280 \$ 89.99	
				35-1010 L \$ 139.99	17-5000 \$ 519.99	26-1040 \$ 449.99		25-1280 \$ 89.99	
				35-1000 \$ 139.99	17-5000 \$ 519.99		26-1000 \$ 519.99	25-1290 \$ 99.99	
				35-1000 \$ 139.99	17-5000 \$ 519.99		26-1000 \$ 519.99	25-1290 \$ 99.99	
				35-1000 \$ 139.99	17-5000 \$ 519.99		26-1000 \$ 519.99	25-1290 \$ 99.99	



		WINDSHIELDS									ROOFS		PLOW SYSTEM		QUICK-MOUNT WINCH KIT		
UTV MODEL	YEAR	GLASS	HALF FOLD.	HALF FIXED	FULL FIXED	FULL TILT	OTHER	REAR PANEL			METAL	POLY	FRONT-CONNECT	SWITCHBLADE	SYNTH 3500 LB	SYNTH 4500 LB	UTV WINCH MOUNT
<b>HONDA® CONT.</b>									<b>HONDA® CONT.</b>								
Talon 1000 (2-passenger)	2019-2022	28220 \$ 519.99									29230 d, g \$ 499.99		35-1030 \$ 139.99	17-5000 \$ 519.99		26-1050 \$ 519.99	25-1300 \$ 99.99
Talon 1000-4 (4-passenger)	2020-2022	28220 \$ 519.99									29240 d, g \$ 799.99		35-1030 \$ 139.99	17-5000 \$ 519.99		26-1050 \$ 519.99	25-1300 \$ 99.99
<b>JOHN DEERE®</b>									<b>JOHN DEERE®</b>								
XUV 625i	2012-2021												35-4010 \$ 139.99	17-5000 \$ 519.99			25-8810 \$ 99.99
XUV 825E / 825i / 825M / 825i S4 / 825M S4	2011-2022												35-4010 \$ 139.99				25-8810 \$ 99.99
XUV 855E / 855D / 855M / 855D S4 / 855M S4	2012-2022						2900 (H) \$ 529.99	2744 (N/A S4) \$ 259.99					35-4010 \$ 139.99	17-5000 \$ 519.99			25-8810 \$ 99.99
HPX 615E / 815E	2018-2022												35-4010 \$ 139.99				25-8810 \$ 99.99
RSX850i	2013-2015																25-8820* \$ 99.99
RSX860i / 860M	2016-2021																25-8820* \$ 99.99
XUV 550 / 550 S4 / 560 / 560E / 560 S4 / 560E S4	2012-2022				2716 \$ 399.99	2903 \$ 459.99		2734 \$ 199.99					35-4020 \$ 139.99	17-5000 \$ 519.99			25-8820* \$ 99.99
XUV 625i / 620i / 825i / 850D / 855D / HPX 4x4	2003-2012						2900 (H) \$ 529.99	2733 \$ 249.99					35-4010 \$ 139.99	17-5000 \$ 519.99			25-8810 \$ 99.99
XUV 590E / 590i / 590M / 590E S4 / 590i S4 / 590M S4	2012-2022												35-4020 \$ 139.99				25-8820* \$ 99.99
XUV 835E / 835M / 835R / 865E / 865M / 865R	2018-2022												35-4000 \$ 139.99	17-5000 \$ 519.99			25-7110* \$ 99.99
<b>HAWASAKI®</b>									<b>HAWASAKI®</b>								
Teryx 750	2008-2013					1460 \$ 529.99							35-2010 \$ 139.99	17-5000 \$ 519.99			25-2320 \$ 99.99
Teryx 800	2014-2015					1462 \$ 499.99		1466 \$ 199.99					35-2010 \$ 139.99	17-5000 \$ 519.99			25-2320* \$ 99.99
Teryx 800 (2-passenger)	2016-2023	28310 e \$ 629.99			1467 \$ 429.99	1468 \$ 509.99		1466 \$ 199.99			29315 \$ 499.99		35-2010 \$ 139.99	17-5000 \$ 519.99			25-2320* \$ 99.99
Teryx 800 S	2021-2023	28310 \$ 629.99			1467 \$ 429.99	1468 \$ 509.99					29315 \$ 499.99		35-2010 \$ 139.99	17-5000 \$ 519.99			25-2320* \$ 99.99
Teryx 4 800 S	2021-2023	28310 \$ 629.99			1467 \$ 429.99	1468 \$ 509.99					29310 \$ 629.99		35-2010 \$ 139.99	17-5000 \$ 519.99			25-2320* \$ 99.99
Teryx 4 750	2012-2013					1462 \$ 499.99							35-2010 \$ 139.99	17-5000 \$ 519.99			25-2320* \$ 99.99
Teryx 4 800	2014-2015					1462 \$ 499.99							35-2010 \$ 139.99	17-5000 \$ 519.99			25-2320* \$ 99.99
Teryx 4 800 (4-passenger)	2016-2023	28310 e \$ 629.99			1467 \$ 429.99	1468 \$ 509.99					29310 \$ 629.99		35-2010 \$ 139.99	17-5000 \$ 519.99			25-2320* \$ 99.99
Teryx KRX 1000	2020-2023												35-2050 L \$ 139.99				25-2380 \$ 99.99
Mule 3000 / 3010	2008 & Older																OEM Equipped
Mule 4000 / 4010 / Trans / Diesel	2009-2012					2500 (H) \$ 399.99							35-2040 k \$ 139.99	17-5000 \$ 519.99			25-2330 \$ 99.99
Mule 4000 / 4010 / Trans / Diesel	2013-2023					2500 (H) \$ 399.99							35-2040 k \$ 139.99	17-5000 \$ 519.99			25-2340* \$ 99.99
Mule Pro-FXT	2015-2023	28300 b, e \$ 699.99	2522 \$ 349.99	2523 \$ 249.99	2524 \$ 399.99	2520 \$ 499.99					29300 \$ 699.99		35-2000 L \$ 139.99	17-5000 \$ 519.99	26-2000 \$ 519.99		25-2370 \$ 99.99



		WINDSHIELDS							ROOFS		PLOW SYSTEM		QUICK-MOUNT WINCH KIT		UTV WINCH MOUNT
UTV MODEL	YEAR	GLASS	HALF FOLD.	HALF FIXED	FULL FIXED	FULL TILT	OTHER	REAR PANEL	METAL	POLY	FRONT-CONNECT	SWITCHBLADE	SYNTH 3500 LB	SYNTH 4500 LB	
<b>HAWASAKI®</b>															
Mule Pro-DXT (6-pass)	2016-2022										35-2000 L \$ 139.99	17-5000 \$ 519.99			
Mule Pro-DX	2016-2022	28300 b, e \$ 699.99			2524 \$ 399.99	2520 \$ 499.99				29320 \$ 569.99	35-2000 L \$ 139.99	17-5000 \$ 519.99	26-2000 \$ 519.99	25-2370 \$ 99.99	
Mule Pro-FX	2016-2023	28300 b, e \$ 699.99			2524 \$ 399.99	2520 \$ 499.99				29320 \$ 569.99	35-2000 L \$ 139.99	17-5000 \$ 519.99	26-2000 \$ 519.99	25-2370 \$ 99.99	
Mule Pro-FXR	2018-2023		2522 \$ 349.99	2523 \$ 249.99							35-2000 L \$ 139.99	17-5000 \$ 519.99	26-2000 \$ 519.99	25-2370 \$ 99.99	
Mule Pro-MX	2019-2023										35-2030 j \$ 139.99	17-5000 \$ 519.99		OEM Equipped*	
Mule 600/ 610/ 610 XC	2005-2016					2510 \$ 499.99						17-5000 \$ 519.99		25-2240 \$ 99.99	
Mule SX	2017-2023						2512 (H) \$ 499.99	2513 \$ 209.99			35-2020 \$ 139.99	17-5000 \$ 519.99		25-2360 \$ 99.99	
<b>HUBOTA®</b>															
RTV900 / 1140 / RTV-X Series	2009-2019											17-5000 \$ 519.99			
<b>HYMCO</b>															
UXV 450	2015-2020											17-5000 \$ 519.99			
UXV 500/700	2009-2020											17-5000 \$ 519.99			
<b>POLARIS</b>															
Brutus HD / HDPTO	2013-2018	28110 b \$ 699.99		2633(UC) \$ 199.99	2629 \$ 419.99		2623 \$ 499.99	2624 \$ 249.99		29110 a \$ 499.99	27110 c \$ 299.99		17-5000 \$ 519.99		
General 1000 (ALL)	2016-2023			2635 \$ 209.99								35-3020 \$ 139.99	17-5000 \$ 519.99		25-3360 \$ 99.99
General 4 1000 (ALL)	2017-2022			2635 \$ 209.99								35-3020 \$ 139.99	17-5000 \$ 519.99		25-3360 \$ 99.99
General XP 1000 (ALL)	2020-2023			2635 \$ 209.99								35-3020 \$ 139.99	17-5000 \$ 519.99		25-3360 \$ 99.99
General XP 4 1000 (ALL)	2020-2023			2635 \$ 209.99								35-3020 \$ 139.99	17-5000 \$ 519.99		25-3360 \$ 99.99
Ranger 150	2018-2023						2150 (C) \$ 399.99				2150 (C) \$ 399.99				
Ranger 400 / EV	2010-2014					2630 \$ 399.99		2732 \$ 209.99				35-3010 j \$ 139.99	17-5000 \$ 519.99	26-3025 \$ 449.99	25-3420 \$ 99.99
Ranger ETX / EV	2015-2022	28115 b, e \$ 599.99				2745 \$ 399.99		2747 \$ 199.99		29115 a, g \$ 479.99	27115 c, g \$ 289.99	35-3010 j \$ 139.99	17-5000 \$ 519.99	26-3025 \$ 449.99	25-3420 \$ 99.99
Ranger TM 2x4 Full-Size	2004-2006											35-3060 L,j \$ 139.99	17-5000 \$ 519.99		25-3221 \$ 99.99
Ranger 425 2x4 Full-Size	2001-2004											35-3060 L,j \$ 139.99	17-5000 \$ 519.99		25-3221 \$ 99.99
Ranger 500 2x4 Full-Size	2001-2004											35-3060 L,j \$ 139.99	17-5000 \$ 519.99		25-3221 \$ 99.99
Ranger 500 2x4 Full-Size	2005-2008					2611 \$ 499.99		2730 \$ 199.99				35-3060 \$ 139.99	17-5000 \$ 519.99		25-3221 \$ 99.99
Ranger 500 4x4 Full-Size	2003-2004											35-3060 L,j \$ 139.99	17-5000 \$ 519.99		25-3221 \$ 99.99
Ranger 500 4x4 Full-Size	2005-2008					2611 \$ 499.99		2730 \$ 199.99				35-3060 \$ 139.99	17-5000 \$ 519.99		25-3221 \$ 99.99
Ranger 500 6x6 Full-Size	2002-2004											35-3060 L,j \$ 139.99	17-5000 \$ 519.99		25-3221 \$ 99.99



UTV MODEL	YEAR	WINDSHIELDS						
		GLASS	HALF FOLD.	HALF FIXED	FULL FIXED	FULL TILT	OTHER	REAR PANEL
<b>POLARIS CONT.</b>								
Ranger 500 6x6 Full-Size	2005					2611 \$ 499.99		2730 \$ 199.99
Ranger 500 Full-Size	2009							2731 \$ 199.99
Ranger 500 Full-Size	2010	28130 b, e \$ 729.99				2621 \$ 529.99		2731 \$ 199.99
Ranger 500 (Mid-Size, Round Tube)	2011-2013					2630 \$ 399.99		2732 \$ 209.99
Ranger 500 (Mid-Size, Round Tube)	2017-2022	28115 b, e \$ 599.99				2745 \$ 399.99		2747 \$ 199.99
Ranger 500 Crew (Mid-Size, Round Tube)	2011-2013					2630 \$ 399.99		2732 \$ 209.99
Ranger 570 (Mid-Size, Round Tube)	2014					2630 \$ 399.99		2732 \$ 209.99
Ranger 570 (Mid-Size, Profile Tube)	2015-2021	28115 b, e \$ 599.99				2745 \$ 399.99		2747 \$ 199.99
Ranger 570 Crew (Mid-Size, Profile Tube)	2014					2630 \$ 399.99		2747 \$ 199.99
Ranger 570 Crew (Mid-Size, Profile Tube)	2015-2021	28115 b, e \$ 599.99				2745 \$ 399.99		2747 \$ 199.99
Ranger 570 (Full-Size, Round Tube)	2016-2023	28130 b, e \$ 729.99				2621 \$ 529.99		2731 \$ 199.99
Ranger 570 Crew (Full-Size, Round Tube)	2016-2023	28130 b, e \$ 729.99				2621 \$ 529.99		2731 \$ 199.99
Ranger XP 570 (Profile Tube)	2015-2016	28110 b, e \$ 699.99		2633(UC) \$ 199.99	2629 \$ 419.99	2623 \$ 499.99		2624 \$ 249.99
Ranger XP 570 Crew (Profile Tube)	2015-2016	28110 b, e \$ 699.99		2633(UC) \$ 199.99	2629 \$ 419.99	2623 \$ 499.99		2624 \$ 249.99
Ranger SP 570 (All except base model)	2022-2023	28115 b, e \$ 599.99			2774 \$ 379.99	2779 \$ 399.99		2747 \$ 199.99
Ranger Crew SP 570 (All except base model)	2022	28115 b, e \$ 599.99			2774 \$ 379.99	2779 \$ 399.99		2747 \$ 199.99
Ranger SP 570 Base Model (Non-EPS)	2022	28115 b, e \$ 599.99			2774 \$ 379.99	2779 \$ 399.99		2747 \$ 199.99
Ranger Crew SP 570 Base Model (Non-EPS)	2022	28115 b, e \$ 599.99			2774 \$ 379.99	2779 \$ 399.99		2747 \$ 199.99
Ranger 700 4x4 Full-Size	2005-2008					2611 \$ 499.99		2730 \$ 199.99
Ranger 700 4x4 Full-Size Crew	2008-2009					2611 \$ 499.99		2730 \$ 199.99
Ranger 700 4x4 Full-Size	2009							
Ranger 700 6x6 Full-Size	2006-2009					2611 \$ 499.99		2730 \$ 199.99
Ranger 800 6x6 Full-Size	2010-2016	28130 b,e \$ 729.99				2621 \$ 529.99		2731 \$ 199.99
Ranger 800 Mid-Size	2013-2014					2630 \$ 399.99		2732 \$ 209.99
Ranger XP 800 Full-Size	2010-2014	28130 b, e \$ 729.99				2621 \$ 529.99		2731 \$ 199.99
Ranger XP 800 Crew Full-Size	2010-2014	28130 b, e \$ 729.99				2621 \$ 529.99		2731 \$ 199.99
Ranger XP 900 (Profile Tube)	2013-2019	28110 b, e \$ 699.99		2633(UC) \$ 199.99	2629 \$ 419.99	2623 \$ 499.99		2624 \$ 249.99

ROOFS		PLOW SYSTEM		QUICK-MOUNT WINCH KIT		UTV WINCH MOUNT
METAL	POLY	FRONT-CONNECT	SWITCHBLADE	SYNTH 3500 LB	SYNTH 4500 LB	
<b>POLARIS CONT.</b>						
				35-3060 \$ 139.99	17-5000 \$ 519.99	25-3221 \$ 99.99
29130 \$ 419.99		35-3010 j \$ 139.99	17-5000 \$ 519.99			25-3420 \$ 99.99
29130 \$ 419.99		35-3010 j \$ 139.99	17-5000 \$ 519.99			25-3420 \$ 99.99
		35-3010 j \$ 139.99	17-5000 \$ 519.99	26-3025 \$ 449.99		25-3420 \$ 99.99
29115 a, g \$ 479.99	27115 c, g \$ 289.99	35-3010 \$ 139.99	17-5000 \$ 519.99	26-3025 \$ 449.99		25-3420 \$ 99.99
		35-3010 \$ 139.99	17-5000 \$ 519.99	26-3025 \$ 449.99		25-3420 <sub>a</sub> \$ 99.99
		35-3010 j \$ 139.99	17-5000 \$ 519.99	26-3025 \$ 449.99		25-3420 \$ 99.99
29115 a, g \$ 479.99	27115 c, g \$ 289.99	35-3010 j \$ 139.99	17-5000 \$ 519.99	26-3025 \$ 449.99		25-3420 \$ 99.99
		35-3010 j \$ 139.99	17-5000 \$ 519.99	26-3025 \$ 449.99		25-3420 \$ 99.99
29125 a, g, h \$ 699.99		35-3010 j \$ 139.99	17-5000 \$ 519.99	26-3025 <sub>a</sub> \$ 449.99		25-3420 <sub>a</sub> \$ 99.99
29130 \$ 419.99		35-3010 j \$ 139.99	17-5000 \$ 519.99	26-3025 \$ 449.99		25-3420 \$ 99.99
29160 \$ 699.99		35-3010 \$ 139.99	17-5000 \$ 519.99	26-3025 <sub>a</sub> \$ 449.99		25-3420 <sub>a</sub> \$ 99.99
29110 a, g \$ 499.99	27110 c, g \$ 299.99	35-3010 \$ 139.99	17-5000 \$ 519.99		26-3000 \$ 519.99	25-3400 \$ 99.99
29120 a, g \$ 699.99	27105 c, g \$ 519.99	35-3010 \$ 139.99	17-5000 \$ 519.99		26-3000 <sub>a</sub> \$ 519.99	25-3400 <sub>a</sub> \$ 99.99
29115 a, g \$ 479.99	27115 c, g \$ 289.99	35-3080 \$ 139.99	17-5000 \$ 519.99	26-3040 \$ 459.99		25-3430 \$ 99.99
29125 a, g, h \$ 699.99		35-3080 \$ 139.99	17-5000 \$ 519.99	26-3040 <sub>a</sub> \$ 459.99		25-3430 <sub>a</sub> \$ 99.99
29115 a, g \$ 479.99	27115 c, g \$ 289.99	35-3080 \$ 139.99	17-5000 \$ 519.99	26-3040 \$ 459.99		25-3430 \$ 99.99
29125 a, g, h \$ 699.99		35-3080 \$ 139.99	17-5000 \$ 519.99	26-3040 <sub>a</sub> \$ 459.99		25-3430 \$ 99.99
		35-3060j \$ 139.99	17-5000 \$ 519.99			25-3221* \$ 99.99
		35-3060 j \$ 139.99	17-5000 \$ 519.99			25-3221 \$ 99.99
		35-3010 j \$ 139.99	17-5000 \$ 519.99			25-3420 \$ 99.99
		35-3060 j \$ 139.99	17-5000 \$ 519.99			25-3221 \$ 99.99
29130 \$ 419.99		35-3010 j \$ 139.99	17-5000 \$ 519.99			25-3420 \$ 99.99
		35-3010 j \$ 139.99	17-5000 \$ 519.99	26-3025 \$ 449.99		25-3420 \$ 99.99
29130 \$ 419.99		35-3010 j \$ 139.99	17-5000 \$ 519.99	26-3025 \$ 449.99		25-3420 \$ 99.99
29160 \$ 699.99		35-3010 j \$ 139.99	17-5000 \$ 519.99			25-3420 <sub>a</sub> \$ 99.99
29110 a, g \$ 499.99	27110 c, g \$ 299.99	35-3000 j \$ 139.99	17-5000 \$ 519.99		26-3000 \$ 519.99	25-3400 \$ 99.99



UTV MODEL	YEAR	WINDSHIELDS						
		GLASS	HALF FOLD.	HALF FIXED	FULL FIXED	FULL TILT	OTHER	REAR PANEL

ROOFS		PLOW SYSTEM		QUICK-MOUNT WINCH HIT		UTV WINCH MOUNT
METAL	POLY	FRONT-CONNECT	SWITCHBLADE	SYNTH 3500 LB	SYNTH 4500 LB	

**POLARIS CONT.**

**POLARIS CONT.**

Ranger XP 900 Crew (Profile Tube)	2014-2019	28110 b, e \$ 699.99		2633(UC) \$ 199.99	2629 \$ 419.99	2623 \$ 499.99		2624 \$ 249.99		29120 a, g \$ 699.99	27105 c, g \$ 519.99	35-3000 j \$ 139.99	17-5000 \$ 519.99		26-3000a \$ 519.99	25-3400a \$ 99.99
Ranger XP 1000 (Profile Tube)	2017	28110 b, e \$ 699.99		2633(UC) \$ 199.99	2629 \$ 419.99	2623 \$ 499.99		2624 \$ 249.99		29110 a, g \$ 499.99	27110 c, g \$ 299.99	35-3000 j \$ 139.99	17-5000 \$ 519.99		26-3000 \$ 519.99	25-3400 \$ 99.99
Ranger XP 1000 Crew (Profile Tube)	2017-2018	28110 b, e \$ 699.99		2633(UC) \$ 199.99	2629 \$ 419.99	2623 \$ 499.99		2624 \$ 249.99		29120 a, g \$ 699.99	27105 c, g \$ 519.99	35-3000 j \$ 139.99	17-5000 \$ 519.99		26-3000a \$ 519.99	25-3400 \$ 99.99
Ranger 1000 (All except base model)	2020-2023	28110 b, e \$ 699.99		2633(UC) \$ 199.99	2638 \$ 389.99			2624 \$ 249.99		29110 a, g \$ 499.99	27110 c, g \$ 299.99	OEM Equipped	17-5000 \$ 519.99		26-3000 \$ 519.99	25-3400 \$ 99.99
Ranger 1000 Crew (All except base model)	2020-2023	28110 b, e \$ 699.99		2633(UC) \$ 199.99	2638 \$ 389.99			2624 \$ 249.99		29120 a, g \$ 699.99	27105 c, g \$ 519.99	OEM Equipped	17-5000 \$ 519.99		26-3000 \$ 519.99	25-3400 \$ 99.99
Ranger 1000 Base Model Only (Non-EPS)	2020-2022	28110 b, e \$ 699.99		2633(UC) \$ 199.99	2638 \$ 389.99			2624 \$ 249.99		29110 a, g \$ 499.99	27110 c, g \$ 299.99	35-3050 m \$ 249.99	17-5000 \$ 519.99		26-3000' \$ 519.99	25-3400' \$ 99.99
Ranger 1000 Crew Base Model Only (Non-EPS)	2020-2022	28110 b, e \$ 699.99		2633(UC) \$ 199.99	2638 \$ 389.99			2624 \$ 249.99		29120 a, g \$ 699.99	27105 c, g \$ 519.99	35-3050 m \$ 249.99	17-5000 \$ 519.99		26-3000' \$ 519.99	25-3400' \$ 99.99
Ranger XP 1000 High Lifter Edition	2019-2022	28110 b, e \$ 699.99		2633(UC) \$ 199.99	2638 \$ 389.99			2624 \$ 249.99		29110 a, g \$ 499.99	27110 c, g \$ 299.99	35-3070 j \$ 139.99	17-5000 \$ 519.99			
Ranger XP 1000 Crew High Lifter Edition	2019-2022	28110 b, e \$ 699.99		2633(UC) \$ 199.99	2638 \$ 389.99			2624 \$ 249.99		29120 a, g \$ 699.99	27105 c, g \$ 519.99	35-3070 j \$ 139.99	17-5000 \$ 519.99			
Ranger XP 1000 Big Game / Waterfowl Edition	2021	28110 b, e \$ 699.99		2633(UC) \$ 199.99	2638 \$ 389.99			2624 \$ 249.99		29110 a, g \$ 499.99	27110 c, g \$ 299.99	35-3070 j \$ 139.99	17-5000 \$ 519.99			
Ranger XP 1000 Crew Big Game / Waterfowl Edition	2021	28110 b, e \$ 699.99		2633(UC) \$ 199.99	2638 \$ 389.99			2624 \$ 249.99		29120 a, g \$ 699.99	27105 c, g \$ 519.99	35-3070 j \$ 139.99	17-5000 \$ 519.99			
Ranger XP 1000 (Profile Tube)	2018-2023	28110 b, e \$ 699.99		2633(UC) \$ 199.99	2638 \$ 389.99			2624 \$ 249.99		29110 a, g \$ 499.99	27110 c, g \$ 299.99	OEM Equipped	17-5000 \$ 519.99		26-3000 \$ 519.99	25-3400 \$ 99.99
Ranger XP 1000 Crew (Profile Tube)	2019-2023	28110 b, e \$ 699.99		2633(UC) \$ 199.99	2638 \$ 389.99			2624 \$ 249.99		29120 a, g \$ 699.99	27105 c, g \$ 519.99	OEM Equipped	17-5000 \$ 519.99		26-3000 \$ 519.99	25-3400 \$ 99.99
Ranger 900 Diesel	2011-2014	28130 b, e \$ 729.99				2621 \$ 529.99		2731 \$ 199.99		29130 \$ 419.99		35-3010 j \$ 139.99	17-5000 \$ 519.99			25-3420 \$ 99.99
Ranger Diesel/ HST	2015-2018	28110 b \$ 699.99		2633(UC) \$ 199.99	2629 \$ 419.99	2623 \$ 499.99		2624 \$ 249.99		29110 a \$ 499.99	27110 c \$ 299.99	35-3000 j \$ 139.99	17-5000 \$ 519.99		26-3000 \$ 519.99	25-3400 \$ 99.99
Ranger Diesel Crew	2012-2014	28130 b, e \$ 729.99				2621 \$ 529.99		2731 \$ 199.99		29160 \$ 699.99		35-3010 j \$ 139.99	17-5000 \$ 519.99			25-3420 \$ 99.99
Ranger Diesel Crew	2015-2018	28110 b \$ 699.99		2633(UC) \$ 199.99	2629 \$ 419.99	2623 \$ 499.99		2624 \$ 249.99		29120 a \$ 699.99	27105 c \$ 519.99	35-3000 j \$ 139.99	17-5000 \$ 519.99		26-3000a \$ 519.99	25-3270 \$ 99.99
Ranger XP Kinetic	2023	28110 b, e \$ 699.99		2633(UC) \$ 199.99	2638 \$ 389.99			2624 \$ 249.99		29110 a, g \$ 499.99	27110 c, g \$ 299.99	OEM Equipped	17-5000 \$ 519.99		26-3000 \$ 519.99	25-3400 \$ 99.99
Pro XD Full-Size	2019-2023	28110 b, e \$ 699.99		2633(UC) \$ 199.99	2638 \$ 389.99			2624 \$ 249.99		29110 a, g \$ 499.99	27110 c, g \$ 299.99	35-3000 j \$ 139.99	17-5000 \$ 519.99		26-3000 \$ 519.99	25-3400 \$ 99.99
Pro XD Mid-Size	2022-2023	28115 b, e \$ 599.99		2633(UC) \$ 199.99	2638 \$ 389.99			2747 \$ 199.99		29115 a, g \$ 479.99	27115 c, g \$ 289.99	OEM Equipped	17-5000 \$ 519.99	26-3040 \$ 459.99		25-3040 \$ 99.99
Pro XD Crew Full-Size	2019-2023	28110 b, e \$ 699.99		2633(UC) \$ 199.99	2638 \$ 389.99			2624 \$ 249.99		29120 a, g \$ 699.99	27105 c, g \$ 519.99	35-3000 j \$ 139.99	17-5000 \$ 519.99		26-3000 \$ 519.99	25-3400 \$ 99.99
Pro XD Crew Mid-Size	2022-2023	28115 b, e \$ 599.99		2633(UC) \$ 199.99	2638 \$ 389.99			2747 \$ 199.99		29125 a, g, h \$ 699.99		OEM Equipped	17-5000 \$ 519.99	26-3040 \$ 459.99		25-3040 \$ 99.99
RZR 170	2009-2021							2100 (C) \$ 359.99			2100 (C) \$ 359.99					
RZR 200	2021-2023							2110 (C) \$ 399.99			2110 (C) \$ 399.99					
RZR 570 / S 570	2011-2022			2008 \$ 199.99		2010 \$ 379.99	2007 (FV) \$ 299.99	2726 \$ 199.99				35-3040 \$ 139.99	17-5000 \$ 519.99			25-3270 \$ 99.99
RZR 800	2008-2010, 2012-2015			2008 \$ 199.99		2010 \$ 379.99	2007 (FV) \$ 299.99	2726 \$ 199.99				35-3040 \$ 139.99	17-5000 \$ 519.99			25-3270 \$ 99.99
RZR 800	2011			2008 \$ 199.99		2010 \$ 379.99	2007 (FV) \$ 299.99					35-3040 \$ 139.99	17-5000 \$ 519.99			25-3270 \$ 99.99



UTV MODEL	YEAR	WINDSHIELDS						
		GLASS	HALF FOLD.	HALF FIXED	FULL FIXED	FULL TILT	OTHER	REAR PANEL

ROOFS		PLOW SYSTEM		QUICK-MOUNT WINCH HIT		UTV WINCH MOUNT
METAL	POLY	FRONT-CONNECT	SWITCHBLADE	SYNTH 3500 LB	SYNTH 4500 LB	

**POLARIS CONT.**

**POLARIS CONT.**

RZR 800 S	2009-2010, 2012-2014			2008 \$ 199.99		2010 \$ 379.99	2007 (FV) \$ 299.99	2726 \$ 199.99				35-3040 \$ 139.99	17-5000 \$ 519.99			25-3270 \$ 99.99
RZR 800 S	2011			2008 \$ 199.99		2010 \$ 379.99	2007 (FV) \$ 299.99					35-3040 \$ 139.99	17-5000 \$ 519.99			25-3270 \$ 99.99
RZR 4 800 (4-Passenger)	2010-2014			2008 \$ 199.99		2010 \$ 379.99	2007 (FV) \$ 299.99					35-3040 \$ 139.99	17-5000 \$ 519.99			25-3270 \$ 99.99
RZR XP 900	2011			2008 \$ 199.99		2010 \$ 379.99	2007 (FV) \$ 299.99					35-3040 \$ 139.99	17-5000 \$ 519.99			
RZR XP 900	2012-2014			2008 \$ 199.99		2010 \$ 379.99	2007 (FV) \$ 299.99					35-3040 \$ 139.99	17-5000 \$ 519.99			
RZR 900 / S 900 / S 1000	2015-2020			2771 \$ 169.99	2739 \$ 299.99	2738 \$ 379.99				29100 a (steel) \$ 319.99 29105 g (aluminum) \$ 369.99	27100 c,d,g \$ 249.99	35-3030 \$ 139.99	17-5000 \$ 519.99			25-3360 \$ 99.99
RZR XP 4 900	2012-2014			2008 \$ 199.99		2010 \$ 379.99							17-5000 \$ 519.99			
RZR XP 4 900	2015-2018	28100 b, f \$ 499.99		2771 \$ 169.99	2739 \$ 299.99	2738 \$ 379.99				29150 d, g \$ 569.99		35-3030 \$ 139.99	17-5000 \$ 519.99			25-3360 \$ 99.99
RZR 4 800 (4 passenger)	2010-2014			2008 \$ 199.99		2010 \$ 379.99	2007 (FV) \$ 299.99						17-5000 \$ 519.99			25-3270 \$ 99.99
RZR 900 Trail (All 50")	2021-2023											35-3030 n \$ 139.99	17-5000 \$ 519.99			25-3360 \$ 99.99
RZR 900 Trail S (All 60")	2021-2023											35-3030 n \$ 139.99	17-5000 \$ 519.99			25-3360 \$ 99.99
RZR 1000 Trail S (All 60")	2021-2023											35-3030 n \$ 139.99	17-5000 \$ 519.99			25-3360 \$ 99.99
RZR XP 1000 (All)	2014-2018	28100 b, f \$ 499.99		2771 \$ 169.99	2739 \$ 299.99	2738 \$ 379.99		2742 \$ 169.99		29100 (steel) \$ 319.99 29105 (aluminum) \$ 369.99	27100 c, d, g \$ 249.99	35-3030 \$ 139.99	17-5000 \$ 519.99			25-3360 \$ 99.99
RZR XP 1000 (All)	2019-2023	28140 b, f \$ 549.99		2756 \$ 179.99	2755 \$ 309.99	2754 \$ 379.99		2742 \$ 169.99		29100 (steel) \$ 319.99 29105 d, g (aluminum) \$ 369.99	27100 c, d, g \$ 249.99	35-3030 \$ 139.99	17-5000 \$ 519.99			25-3360 \$ 99.99
RZR XP 1000 (All 2 passenger)	2024				2790 \$ 189.99	2791 \$ 399.99		2792 \$ 229.99				35-3090 \$ 139.99	17-5000 \$ 519.99	26-3300 \$ 519.99		25-3440 \$ 99.99
RZR XP 4 1000 (All 4 passenger)	2014-2018	28100 b, f \$ 499.99		2771 \$ 169.99	2739 \$ 299.99	2738 \$ 379.99		2753 \$ 209.99		29150 d, g \$ 569.99		35-3030 \$ 139.99	17-5000 \$ 519.99			25-3360 \$ 99.99
RZR XP 4 1000 (All 4 passenger)	2019-2023	28140 b, f \$ 519.99		2756 \$ 179.99	2755 \$ 309.99	2754 \$ 379.99		2753 \$ 209.99		29150 d, g \$ 569.99		35-3030 \$ 139.99	17-5000 \$ 519.99			25-3360 \$ 99.99
RZR XP 4 1000 (All 4 passenger)	2024				2790 \$ 189.99	2791 \$ 399.99		2792 \$ 229.99				35-3090 \$ 139.99	17-5000 \$ 519.99	26-3300 \$ 519.99		25-3440 \$ 99.99
RZR S4 1000	2019-2020	28100 b, f \$ 499.99		2771 \$ 169.99	2739 \$ 299.99	2738 \$ 379.99				29150 d, g \$ 569.99		35-3030 \$ 139.99	17-5000 \$ 519.99			25-3360 \$ 99.99
RZR XP Turbo 1000	2016-2018	28100 b, f \$ 499.99		2771 \$ 169.99	2739 \$ 299.99	2738 \$ 379.99		2742 \$ 169.99		29100(steel) \$ 319.99 29105 (aluminum) d, g \$ 369.99	27100 c, d, g \$ 249.99	35-3030 \$ 139.99	17-5000 \$ 519.99			25-3360 \$ 99.99
RZR Turbo S / XP Turbo S	2018-2021												17-5000 \$ 519.99			
RZR XP Turbo	2019-2021	28140 b, f \$ 519.99		2756 \$ 179.99	2755 \$ 309.99	2754 \$ 359.99		2742 \$ 169.99		29100(steel) \$ 319.99 29105 (aluminum) d, g \$ 369.99	27100 c, d, g \$ 249.99	35-3030 \$ 139.99	17-5000 \$ 519.99			25-3360 \$ 99.99



UTV MODEL	YEAR	WINDSHIELDS						
		GLASS	HALF FOLD.	HALF FIXED	FULL FIXED	FULL TILT	OTHER	REAR PANEL

**POLARIS CONT.**

RZR XP 4 Turbo	2016-2018	28100 b, f \$ 499.99		2771 \$ 169.99	2739 \$ 299.99	2738 \$ 359.99		2753 \$ 199.99
RZR XP 4 Turbo	2019-2023	28140 b, f \$ 519.99		2756 \$ 179.99	2755 \$ 309.99	2754 \$ 359.99		2753 \$ 199.99
RZR Pro XP	2020-2023	28120 b, f \$ 629.99						
RZR Pro XP 4	2020-2023	28120 b, f \$ 629.99						
RZR Turbo R	2022-2023	28120 b, f \$ 629.99						
RZR Turbo R 4	2022-2023	28120 b, f \$ 629.99						

**TRACHER**

800 SX	2019-2022							
800SX Crew	2019-2022							

**YAMAHA®**

Rhino	2004-2013					1487 \$ 499.99		
Wolverine 700	2016-2018					2780 \$ 399.99	2781 \$ 229.99	
Wolverine X2 850	2019	28500 b, f \$ 599.99						
Wolverine X2 850	2020	28500 b, f \$ 599.99						
Wolverine X2 850	2021-2023							
Wolverine X4 850	2018-2019	28500 b, f \$ 599.99						
Wolverine X4 850	2020	28500 b, f \$ 599.99						
Wolverine X4 850	2021-2023							
Wolverine 1000 RMAX2	2021-2023							
Wolverine 1000 RMAX4	2021-2023							
Viking (3 passenger)	2014-2023					2736 \$ 499.99	2721 \$ 209.99	
Viking VI (6 passenger)	2015-2023					2736 \$ 499.99	2721 \$ 209.99	
YXZ 1000R (All)	2016-2018			2785 \$ 209.99	2784 \$ 349.99		2783 \$ 209.99	

ROOFS		PLOW SYSTEM		QUICK-MOUNT WINCH KIT		UTV WINCH MOUNT
METAL	POLY	FRONT-CONNECT	SWITCHBLADE	SYNTH 3500 LB	SYNTH 4500 LB	

**POLARIS CONT.**

		29150 d, g \$ 569.99		35-3030 \$ 139.99			25-3360 \$ 99.99
		29150 d, g \$ 569.99		35-3030 \$ 139.99	17-5000 \$ 519.99		25-3360 \$ 99.99
		29140 \$ 439.99					
		29140 \$ 439.99					

**TRACHER**

				35-8000 j \$ 139.99	17-5000 \$ 519.99		25-6130 \$ 99.99
				35-8000 j \$ 139.99	17-5000 \$ 519.99		25-6130 \$ 99.99

**YAMAHA®**

					17-5000 \$ 519.99		25-5260 \$ 99.99
					17-5000 \$ 519.99		25-5280 \$ 69.99
		29500 \$ 429.99			17-5000 \$ 519.99		25-5280 \$ 69.99
		29500 \$ 429.99		35-5000 \$ 139.99	17-5000 \$ 519.99		OEM Equipped*
				35-5000 \$ 139.99	17-5000 \$ 519.99		OEM Equipped*
		29510 \$ 749.99			17-5000 \$ 519.99		25-5310 \$ 69.99
		29510 \$ 749.99		35-5000 \$ 139.99	17-5000 \$ 519.99		OEM Equipped*
				35-5000 \$ 139.99	17-5000 \$ 519.99		OEM Equipped*
				35-5020 \$ 139.99	17-5000 \$ 519.99		25-7110 \$ 99.99
				35-5020 \$ 139.99	17-5000 \$ 519.99		25-7110 \$ 99.99
				35-5010 \$ 139.99	17-5000 \$ 519.99		25-5310 \$ 99.99
				35-5010 k,j \$ 139.99	17-5000 \$ 519.99		25-5310 \$ 99.99

a	Compatible with OEM rear glass panel	f	Compatible with Short Wiper Kit 28005	L	Requires Drilling
b	Compatible with OEM roof	g	Compatible with OEM rear Polycarbonate panel	UC	Uncoated Polycarbonate, Good
c	Compatible with Kolpin Glass Windshield	h	Compatible with OEM Windshield	FV	Full Windshield w/Vent
d	Compatible with OEM rear fabric panel	j	Includes 2" Receiver built into Plow Mount	~	Mid-Panel
e	Compatible with Long Wiper Kit 28000	k	Requires Kolpin Winch Mount	QR	Quick Release

m	Includes Winch Roller Mounting location built into plow mount	H	Hinged for Hood Access	C	Front & Rear Windshield Combo
n	If OEM Accessory High Coverage Bumper 2884732 is installed, it will need to be temporarily removed when 35-0070 plow frame is connected	^	Metal Roof Compatible Kolpin Polycarbonate Rear Panel	a	Requires Extra Long Battery Connection Cable Kit (85095)
o	Requires Trimming of Plastic Grille	^^	Vac Form Poly Roof Compatible Kolpin Polycarbonate Rear Panel	*	Requires Universal Fairlead Mount Bracket included with winch kit





# FRIENDS & PARTNERS

Like the old adage, “you are the company you keep,” we couldn’t be more proud to call some of the finest outdoors-men and women, most iconic brands, and truly epic photographers in the industry some of our best friends.

From photoshoots, to demo products and tradeshow collaborations, to promotions and exchanging ideas around the campfire, we want to say THANK YOU for being the best company to keep.

Our jobs, our adventures, and our lives are better with you in it!



PLEASE SUPPORT THESE GREAT PARTNER COMPANIES!









# KOLPIN WARRANTY

## KOLPIN'S COMMITMENT TO YOU

At Kolpin Outdoors, we stand behind every product we make and take care of every one of our customers. It's a promise Howard Kolpin first made in 1943, and one we continue to uphold to this day.

If your Kolpin product fails or doesn't live up to your expectations, please reach out to our technical service team; they'll be happy to answer your questions or assist you with necessary repairs or replacements.

**Email us at [customerservice@kolpin.com](mailto:customerservice@kolpin.com) or call us at 877-9-KOLPIN. We still answer the phone.**

Our Warranty does not cover damages caused by improper care, usage, accidents or natural breakdown of materials over extended use and time defined at Kolpin's discretion.

- Kolpin products are warranted against defects in materials and workmanship for 1 Year from the date of purchase.
- Kolpin winches are warranted against defects in materials and workmanship for 5 Years on mechanical components and 3 Years for electrical components from the date of purchase.
- Kolpin UTV Conqueror Front-Connect, High-Rise & Storm Chaser Push Tubes & Mounts are warranted against defects in materials & workmanship for 2 years from the date of purchase
- Kolpin Switchblade Plow Systems and Plow Accessories are warranted against defects in materials & workmanship for 1 years from the date of purchase.


Disclaimer: Kolpin Outdoors reserves the right to make changes in our products without notice as the need arises. At the time of printing, we believe all specifications and applications are correct but are subject to change. All of our application and fitment charts for Kolpin Outdoors products can be found online at: <https://www.kolpin.com/fitment-guides>

⚠ This product is designed to fit most vehicles, however Kolpin does not guarantee vehicle fitment for all vehicles. See [kolpin.com](https://www.kolpin.com) for the latest vehicle fitment. We reserve the right to make modifications / improvements to our products at any time. Pictures are a representation of the product you will be getting but may vary due to product revisions.











The following are trademarks and registered trademarks of the following companies:

Arctic Cat®, Alterra®, Wildcat® and Prowler® are registered trademarks of Arctic Cat Inc.; Stampede® and Textron® are registered trademark of Textron, Inc.; Bobcat® is a registered trademark of Clark Equipment Company Corporation; Defender®, Can-Am®, LinQ®, Commander®, Maverick® and Renegade® are registered trademarks of Bombardier Recreational Products Inc.; CFMOTO®, FORCE®, UFORCE®, ZFORCE® are registered trademarks of Zhejiang CFMoto Power Co., Ltd.; Caterpillar® is a registered trademark of Caterpillar Inc.; Cushman® is a registered trademark of Textron Innovations Inc.; Honda®, Fourtrax®, Foreman®, Pioneer®, BIG RED®, TALON®, Rancher®, and Rincon® are registered trademarks of Honda Motor Company, Ltd.; RUBICON® is a registered trademark of FCA US LLC; Kawasaki®, Brute Force®, and Teryx® are registered trademarks of Kawasaki Heavy Industries, Ltd.; Suzuki®, and KingQuad® are registered trademarks of Suzuki Motor Corporation; Yamaha®, Grizzly®, Kodiak®, Viking®, Raptor®, and Wolverine® are registered trademarks of Yamaha Hatsudoki Kabushiki Kaisha; Gravelly® and Atlas JSV® are registered trademarks of Ariens Company; John Deere®, GATOR®, and PRO GATOR® are registered trademarks of Deere & Company; Toro®, Dingo® and Workman® are registered trademarks of The Toro Company; Kubota® is a registered trademark of Kubota Corporation; New Holland® is a registered trademark of CNH Industrial N.V.; Bluetooth® is a registered trademark of Bluetooth Sig, Inc.; 509® is a registered trademark of Teton Outfitters, LLC; ALPS MOUNTAINEERING® and ALPS OUTDOORZ® are registered trademarks of Active Lifestyle Products & Services Inc.; Benelli® is a registered trademark of BENELLI ARMI S.P.A.; Blue42® is a registered trademark to Relevant Power Solutions, LLC; Boone and Crockett Club® is a registered trademark of Boone and Crockett Club; Browning® is a registered trademark of Browning Corporation; Confluence Group™ is a service trademark of The Honey Brake Confluence, LLC DBA The Confluence Group LIMITED LIABILITY COMPANY; CRUSH WITH LEE & TIFFANY® is a registered trademark of LT Lakosky, LLC; Delta Waterfowl® is a registered trademark of Delta Waterfowl Foundation; Do-All Outdoors® is a registered trademark of Do-All Traps, LLC DBA DO-ALL OUTDOORS, LLC; Dokken's® is a registered trademark of Dokken's Dog Supply, Inc.; Filson® is a registered trademark of C.C. Filson Co.; Fisher Design® is a registered trademark of Fisher Design, Inc.; GoWild™ is a service trademark of GOWILD ALPHA INC. CORPORATION; GUIDEFITTER® is a registered trademark of GUIDEFITTER, INC.; Gunner Kennels® is a registered trademark of Edmonds Outdoors, LLC; Hayden Outdoors® is a registered trademark of Hayden Outdoors, L.L.C.; Hunt Masters® is a registered trademark by Gregg Ritz IP, LLC; Mathews® is a registered trademark of MCP IP, LLC; MTN OPS® is a registered trademark of MTN OPS LIMITED LIABILITY COMPANY; OnX™ is a service trademark of onXmaps, Inc.; Pheasants Forever® and Quail Forever® are registered trademarks of Pheasants Forever, Inc.; ProArmor is a registered trademark of Polaris Industries Inc.; Rural Cloth® is a registered trademark of Rural Cloth, LLC; Sitka® is a registered trademark of W.L. Gore & Associates, Inc.; Springfield Armory® is a registered trademark of SPRINGFIELD, INC.; SPOT-HOGG® is a registered trademark of SPOT-HOGG ARCHERY PRODUCTS, INC.; Traeger® is a registered trademark of Traeger Pellet Grills LLC; Trail Tech is a registered trademark of Polaris Industries Inc; VTX® and Vortex® are registered trademarks of Sheltered Wings, Inc. DBA Vortex Optics;

Some Kolpin products may include chemicals known under California Proposition 65 to cause cancer or reproductive toxicity.



**NOTES:**

---



---



---



---



---



---



---





2023-24

Kolpin Outdoors, Inc.  
9955 59th Ave N  
Plymouth, MN 55442

[www.kolpin.com](http://www.kolpin.com)

Telephone: (763) 478-5800  
Toll Free: (877) 956-5746  
Email: [customerservice@kolpin.com](mailto:customerservice@kolpin.com)

Copyright 2023 Designed & Printed in the USA

SHARE YOUR #KOLPIN ADVENTURES WITH US

