


POLARIS ***RANGER***



2 0 2 5

**ACCESSORIES,
MAINTENANCE & APPAREL**

ENGLISH VERSION

HARDEST WORKING.
SMOOTHEST
RIDING.

#1 UTILITY SIDE-BY-SIDE

For the past two decades, RANGER has set the standard through unrivaled strength, unmatched capability and next-level comfort, making it the number one utility side-by-side.

2025 LINEUP

SEE THE FULL LINEUP AT POLARIS.COM/RANGER

RANGER XD 1500

P. 17



RANGER XD 1500
NORTHSTAR PREMIUM



RANGER CREW XD 1500
NORTHSTAR PREMIUM



RANGER XD 1500
NORTHSTAR ULTIMATE



RANGER CREW XD 1500
NORTHSTAR ULTIMATE

1000 / XP 1000 / XP KINETIC

P. 32



RANGER 1000



RANGER 1000 EPS



RANGER 1000 PREMIUM



RANGER CREW 1000 PREMIUM



RANGER XP 1000 PREMIUM



RANGER CREW
XP 1000 PREMIUM



RANGER XP 1000
NORTHSTAR PREMIUM



RANGER CREW XP 1000
NORTHSTAR PREMIUM



RANGER XP 1000
NORTHSTAR ULTIMATE



RANGER CREW XP 1000
NORTHSTAR ULTIMATE



RANGER CREW XP 1000
TEXAS EDITION



RANGER CREW XP 1000
NORTHSTAR TEXAS EDITION



RANGER CREW XP 1000
WATERFOWL EDITION



RANGER XP 1000
NORTHSTAR
TRAIL BOSS EDITION



RANGER CREW XP 1000
NORTHSTAR
TRAIL BOSS EDITION



2024 RANGER XP
KINETIC PREMIUM



2024 RANGER XP
KINETIC ULTIMATE

SP 570

P. 62



RANGER SP 570



RANGER CREW SP 570



RANGER SP 570 PREMIUM



RANGER CREW SP 570 PREMIUM



RANGER SP 570
NORTHSTAR



RANGER CREW SP 570
NORTHSTAR

570 FULL-SIZE

P. 74



RANGER 570 FULL-SIZE



RANGER CREW 570 FULL-SIZE

YOUTH

P. 78



RANGER 150 EFI

17 RANGER XD 1500

- 18 WINDSHIELDS & REAR PANELS
- 19 DOORS
- 20 CAB COMFORT & CONVENIENCE
- 21 WINCHES
- 22 PROTECTION
- 23 AUDIO
- 24 STORAGE
- 30 MAINTENANCE PARTS & FLUIDS

32 1000 / XP 1000 / XP KINETIC

- 36 ROOFS
- 38 WINDSHIELDS & REAR PANELS
- 40 DOORS
- 42 CAB COMFORT & CONVENIENCE
- 45 WINCHES
- 46 PROTECTION
- 48 AUDIO
- 52 STORAGE
- 58 XP KINETIC ACCESSORIES
- 60 MAINTENANCE PARTS & FLUIDS

62 SP 570

- 64 ROOFS & DOORS
- 66 WINDSHIELDS & REAR PANELS
- 68 CAB COMFORT & CONVENIENCE
- 69 AUDIO & WINCHES
- 70 STORAGE
- 71 PROTECTION
- 72 MAINTENANCE PARTS & FLUIDS

74 570 FULL-SIZE

78 YOUTH

80 COMMON ACCESSORIES

- 80 WINCHES
- 82 PLOWS
- 86 LIGHTING
- 88 CONNECTED TECHNOLOGY
- 90 ELECTRICAL ACCESSORIES
- 93 TRACKS
- 94 HUNT
- 96 COOLERS
- 98 WHEELS & TIRES
- 106 TIRE SEALANT & TRAILERING

108 MAINTENANCE & GARAGE

- 108 OIL & LUBRICANTS
- 110 GARAGE ACCESSORIES
- 112 BATTERY CHARGERS & SERVICE PARTS
- 114 POLARIS POWER

116 APPAREL

- 117 RANGER APPAREL & MERCHANDISE
- 117 RANGE COLLECTION
- 118 CASUALWEAR & HATS
- 119 HELMETS & GOGGLES

SHOP ALL RANGER ACCESSORIES
AT POLARIS.COM/SHOPRANGER

RANGER XD 1500 / XP 1000 / SP 570 NORTHSTAR

OFF-ROAD CLIMATE CONTROL

Be in control of your comfort with available Pro Shield Cab System, heat, air conditioning, and more. Polaris RANGER NorthStar Editions help you finish whatever task you set out to do, no matter the weather conditions. Take your NorthStar to the next level with hundreds of accessories to choose from based on your riding needs.



DO MORE:

PROTECTION

Protect the front and rear of your RANGER from obstacles you may encounter off-road.

- XD 1500 P. 22
- XP 1000 P. 46
- SP 570 P. 71

STORAGE

Leave nothing behind with the limitless customization of Lock & Ride storage.

- XD 1500 P. 24
- XP 1000 P. 52
- SP 570 P. 70

AUDIO

Customize your audio system to listen to your favorite songs on the trails.

- XD 1500 P. 23
- XP 1000 P. 48
- SP 570 P. 69

LIGHTING

Extend the day and work longer with easy-to-install powerful lighting.

- P. 86

WHEELS & TIRES

Select wheels and tires custom built for your riding style and the terrain you ride in.

- P. 98

UPGRADE YOUR NORTHSTAR

RANGER XD 1500 / XP 1000 / SP 570

You've got the essentials straight from the factory—but why stop there? Get the most out of your NorthStar with additional Polaris Engineered accessories to fit your riding needs. Add the OWNER ESSENTIALS for top-selling accessories or UTILITY to optimize for the toughest outdoor jobs. Or, pick and choose your favorite accessories to make it your own.



XD 1500 NORTHSTAR ULTIMATE COMES STANDARD WITH:

- Heating & Air Conditioning System
- 7" Display Powered by RIDE COMMAND and RIDE COMMAND+ TECHNOLOGY
- JBL® Trail Pro 2000 Audio Kit
- Pro Shield Full Glass Tip-Out Windshield with Wiper/Washer System
- Power Window Doors
- Polaris Pro HD 6,000 lb. Winch with Auto-Stop
- Sport Roof with Premium Liner & Dome Light
- Lock & Ride Glass Rear Panel
- LED Headlights
- Auxiliary Lights – Front Bumper
- 30" Tires
- Heated Seats

PREMIUM TRIM ALSO AVAILABLE



XP 1000 NORTHSTAR ULTIMATE COMES STANDARD WITH:







- Heating & Air Conditioning System
- 7" Display Powered by RIDE COMMAND
- JBL® Trail Pro 2000 Audio Kit
- Pro Shield Full Glass Tip-Out Windshield with Wiper/Washer System
- Power Window Doors
- Polaris HD 4,500 lb. Winch with Auto-Stop
- Sport Roof with Premium Liner & Dome Light
- Lock & Ride Glass Rear Panel
- LED Headlights
- 29" Tires

PREMIUM TRIM ALSO AVAILABLE



SP 570 NORTHSTAR COMES STANDARD WITH:

- Glass Windshield with Wiper/Washer System
- Premium Manual Crank Window Doors
- Polaris HD 3,500 lb. Winch with Auto-Stop
- Sport Roof with Premium Liner & Dome Light
- Lock & Ride Glass Rear Panel


MUST HAVES	PRODUCT	XD 1500	XP 1000	SP 570
	Front Brushguard	2884872 P. 22	2890232 P. 46	2885084 P. 71
	Rear Brushguard	2884876 P. 22	2882529 P. 46	2885087 P. 71
	Front Hood Storage Rack	2884878 P. 26	2890583 P. 54	2885088 P.70
	Storage Box	 2889108 P. 26	 2883279 P. 57	 2889199 P. 70
	Polaris PULSE Wiring Harness – 1 Light Bar	2889686 P. 92 2889738 P. 92	2883230 P. 92	2889161 P.92
	Pro Armor 33" – Combo LED Light Bar	2889791 P. 87		
UTILITY	Side View Mirrors – Door Mounted	2889862 P. 20	2889241 P. 43	2889241 P.68
	Bed Extender/Divider	 2889109 P. 26	 2882752 P. 54	 2889183 P. 70
	Electronic Cargo Box Lift	2889768 P. 27	2884141 P. 56	N/A

TAKE ADVANTAGE

of your off-road climate control with winter and plow accessories.

- P. 82





DESIGNED

by the people who
designed your vehicle.

TESTED

in the field so you ride
with 100% confidence.

TRUSTED

70 years in the business.
The #1 name in off-road.

ACCESSORIES
BACKED BY A



WARRANTY

KEEP YOUR
STANDARDS HIGH.
WE DO.



**WE HOLD OUR PARTNERS
TO THE SAME STANDARDS**

Sharing an outdoor adventure with a companion or two gives your experience its very own energy. When we meet another brand that builds and tests their products with the same rigor as we do, a kinship forms. So we give them an exclusive partner badge and invite them along for the ride. It's another way we bring you the best options for customizing your Polaris vehicle without compromise. How better to send you and your crew out into the world?



PURPOSE-BUILT

FOR CAPABILITY, STRENGTH, AND COMFORT

The RANGER XD 1500 introduces an entirely new class of extreme duty side-by-side and purpose-built accessories. Take on the most demanding jobs with the industry's strongest, most capable UTV with the most customizable and intuitive accessory system on the market.



NEXT-LEVEL COMFORT

LEVERAGE THE FULL CAPABILITIES OF YOUR MACHINE YEAR-ROUND.

PRO SHIELD
CAB SYSTEMS



SUPERIOR INTEGRATION

MAKE WORK EASIER WITH YOUR VEHICLE BUILT TO ADD ESSENTIAL ACCESSORIES FOR ANY JOB.

PRO HD SERIES
HEAVY DUTY WINCHES

GLACIER
PLOW SYSTEMS

PULSE
ELECTRICAL SYSTEM



DO MORE

TACKLE ANY JOB AND LEAVE NOTHING BEHIND.

LOCK & RIDE

LOCK & RIDE MAX

RHINO-RACK



HARDEST WORKING, SMOOTHEST RIDING

SUPERIOR INTEGRATION

PULSE
ELECTRICAL SYSTEM P. 90

PLUG AND PLAY ELECTRICAL

A revolution in electrical accessory integration, the Polaris PULSE Electrical System allows for a simple plug and play approach for adding power to Polaris Engineered Accessories.

PRO HD SERIES
HEAVY DUTY WINCHES P. 80

INTEGRATED PRE-WIRED WINCH MOUNT

Designated mounting points and pre-wired connectors provide a perfect fit and the strongest place to attach the Polaris Engineered winch – the most dependable winch for your RANGER. With wiring built right into the vehicle, we made this the easiest RANGER winch to install.

GLACIER
PLOW SYSTEMS P. 82

INTEGRATED PLOW MOUNT*

The attachment points for the Glacier Plow System are integrated right at the factory and feature an innovative drive-up and go installation process.

*Integrated plow mount not included on RANGER SP 570 non-Premium/non-NorthStar models

RANGER IS A TRUSTED, MOST CAPABLE, WORK PARTNER. Developed and tested along with the vehicle, Polaris Engineered Accessories are designed for seamless integration and simple installation to get more done, year-round.



DO MORE



VERSATILITY

Lock & Ride mounting locations allow for limitless customization to let you work the way you want.

XD 1500 P. 18
RANGER 1000 / XP 1000 / XP KINETIC P. 38
RANGER SP 570 P. 66



ADAPTABLE STORAGE SOLUTIONS FOR YOUR XD 1500

The next generation of the Polaris Lock & Ride platform brings with it an entirely new system of purpose-built accessories and attachments. This means you can go further, push harder and do more than ever before.

XD 1500 P. 25

BRING IT ALL. BRING IT ON.*



STORAGE VERSATILITY

Rhino-Rack® roof rack and bed rack solutions offer 40% more storage capacity so you never have to leave tools or gear behind.

XD 1500 P. 28
RANGER 1000 / XP 1000 / XP KINETIC P. 52

*Always read and follow the owner's manual and on-vehicle labels for prohibited items.



NEXT-LEVEL COMFORT

PRO SHIELD CAB SYSTEMS


OUR BEST SEALING CAB

With the profile channels engineered into the roll cage, body plastics molded to seal and cab accessories designed to keep the elements out, the Pro Shield Cab System offers a new level of interior comfort.

XD 1500 P. 18
RANGER 1000 / XP 1000 / XP KINETIC P. 36
RANGER SP 570 P. 64

NEXT-LEVEL COMFORT

PRO SHIELD CAB SYSTEMS



Look for the Pro Shield Logo for the four components to customize your RANGER with our best sealing cab.

BUILD YOUR CAB SYSTEM

1 CHOOSE YOUR ROOF	2 CHOOSE YOUR WINDSHIELD	3 CHOOSE YOUR REAR PANEL	4 CHOOSE YOUR DOORS
RANGER 1000 XP 1000 P. 36 XP KINETIC RANGER SP 570 P. 64	XD 1500 P. 18 RANGER 1000 XP 1000 P. 38 XP KINETIC RANGER SP 570 P. 66	XD 1500 P. 18 RANGER 1000 XP 1000 P. 39 XP KINETIC RANGER SP 570 P. 67	XD 1500 P. 19 RANGER 1000 XP 1000 P. 40 XP KINETIC RANGER SP 570 P. 65



ULTIMATE CLARITY

Tempered safety glass, clear to see through and shatterproof.

COLOR MATCHED

Key color matched accent panels available.

PROTECTION

Inner and outer shells are made from high-quality, injection-molded plastics using a state-of-the-art process to shield from the elements and more.

DURABLE CONSTRUCTION

With a 1" tube steel frame, these doors can handle the rigors of the off-road.



A FRAME DESIGNED FOR A CAB

All RANGER cab components fit perfectly to the contours of the profile tube cab frame, floor and body panels, allowing for a 360° gasket seal, seamless fit and installation providing unprecedented protection from the elements.

INCREASED RIDER COMFORT

Add a new level of interior comfort by adding a Pro Shield Cab System – tested to military standards. Seal out dust, water, and noise by selecting a roof, windshield, rear panel, and set of doors. Extend your work day or trail ride while protecting you and your passengers from the elements.

RAIN

Rest assured that you and your passengers will stay dry and comfortable on rainy days.

SNOW

Keep cold wind and snow out in winter months.

DUST

Reduce dust swirl in the cab of your RANGER for increased comfort and visibility.

SUPERIOR INTEGRATION

PRO HD SERIES HEAVY DUTY WINCHES




LEARN MORE P. 80

HD SERIES HEAVY DUTY WINCHES



RIGHT FROM THE FACTORY, your vehicle is built to make essential accessories like winches and plows easy to use day-in and day-out. Mounting brackets are designed into the oversized factory bumper and wiring is routed securely and properly. When it comes to RANGER, Polaris Engineered Accessories make work easier so you can get more done.



POLARIS ENGINEERED WINCH FEATURES



Tested **1,200+** pulls at max load, it works when you need it to



Built to withstand **-20° F** temperatures



Sealed motor & heavy duty gears
OPERATE FULLY SUBMERGED UNDERWATER




MILITARY tested & approved

PRE-WIRED CHASSIS

Dash mounted controls and wiring are installed at the factory. Mount the winch, connect the wires and trust that everything is routed safely, securely, and properly.

NO CUTTING OR DRILLING REQUIRED

FULLY INTEGRATED MOUNT & WIRING



GLACIER PLOW SYSTEMS

LEARN MORE P. 82



GLACIER FEATURES



To install the plow, simply lift the mount lock handle and pull forward



No loss of factory ground clearance when not plowing



Don't have to crawl under the machine to release the plow blade from the vehicle



No trimming of vehicle plastic or fascia required to mount plow or winch



Angle your blade right from your seat with the Glacier Pro Plow Hydraulic Angle System



Angle your blade 25° left and right, conveniently from your seat

25°



CUSTOMIZE YOUR RANGER

MAXIMIZE YOUR EXPERIENCE

**COMPRISED OF TOP SELLING
ACCESSORIES FOR YOUR MODEL,**
The Owners Essentials Package is a great
place to start accessorizing your RANGER.

OWNER ESSENTIALS PACKAGE

SCAN TO SHOP
THIS PACKAGE



- 2889086 Fixed Glass Windshield** P. 18
- 2889092 Glass Rear Panel** P. 18
- 2889096 Convex Rearview Mirror** P. 20

- 2889097 Dome Light Kit** P. 20
- 2890571 Sun Visor P. 20
- 2884874 Rockguard with Step* P. 22

- 2884872 Upper Front Brushguard P. 22
- 2884876 Rear Brushguard P. 22

*Crew requires 2884875.
**Standard on NorthStar

HUNT PACKAGE

SCAN TO SHOP
THIS PACKAGE



- | | | | | | |
|---------|--|---------|--|---------|---|
| 2889666 | Rear Headache Rack - Winch Ready P. 26 | 2889237 | Rhino-Rack® Roof Rack - Crew P. 28 | 2884299 | RIGID® SR-Series 32" Combo LED Light Bar P. 87 |
| 2884878 | Front Hood Storage Rack P. 26 | 2889104 | Rhino-Rack® Roof Rack Mount - Crew P. 28 | 2882036 | Kolpin Stronghold Gun Boot XL P. 94 |
| 2889800 | Cross Bed Rail P. 26 | 2889529 | Rhino-Rack® Spare Tire Holder P. 29 | 2890972 | Pro Armor Wheel & Tire Set:
5307 Beadlock & Dual Threat, 32 P. 105 |
| 2889698 | 1000 Lb. Rear Cargo Box Winch P. 27 | 2889527 | Rhino-Rack® Eyelet Tie-Downs P. 29 | | |
| 2889931 | Gun Mounting Bracket P. 27 | 2889881 | Rhino-Rack® 200 L Luggage Bag P. 29 | | |

SHOP BY USE

PACKAGES MADE FOR
THE WAY YOU RANGER

**ADD ON TO THE OWNER ESSENTIALS
PACKAGE TO CUSTOMIZE FOR HOW
YOU USE YOUR RANGER.**

RANCH PACKAGE

SCAN TO SHOP
THIS PACKAGE



- | | | | | | |
|---------|--|---------|--|---------|---|
| 2884876 | Rear Brushguard P. 22 | 2889847 | Modular Cargo System (MCS) P. 27 | 2889930 | Cast Light Bar Mount P. 87 |
| 2889666 | Rear Headache Rack - Winch Ready P. 26 | 2889846 | MCS Tool Rack P. 27 | 2889945 | Pro Armor Wheel & Tire Set:
5304 & Harvester, 32" P. 104 |
| 2884878 | Front Hood Storage Rack P. 26 | 2884299 | RIGID® SR-Series 32" Combo LED Light Bar P. 87 | | |

FARM PACKAGE

SCAN TO SHOP
THIS PACKAGE



- | | | | | | |
|---------|--------------------------------------|---------|--|---------|--|
| 2889276 | Polaris Pro HD 6,000 Lb. Winch P. 21 | 2889108 | Storage Box P. 26 | 2889109 | Bed Extender/Divider P. 26 |
| 2884878 | Front Hood Storage Rack P. 26 | 2889666 | Rear Headache Rack - Winch Ready P. 26 | 2889791 | Pro Armor 33" Single-Row Combo LED Light Bar P. 87 |

WINDSHIELDS & REAR PANELS



POLY
GLASS

GLASS vs HARD COAT POLY

GLASS

- Superior optical clarity (automotive level)
- Scratch-resistant
- Curved to fit, seals tight
- Cold weather / heavy duty
- Wiper ready

HARD COAT POLY

- Lightweight, flexible, easy to store/remove
- Impact-resistant
- Tight seal keeps out rain and dust
- 30x more scratch-resistant



POLYVINYL
HARD COAT

POLARIS ENGINEERED ADVANTAGES



LOCK & RIDE
REVOLUTIONARY INSTALLATION



AIRTIGHT GASKET SEAL



VENTING OPTIONS



MULTI-FUNCTION FEATURES

WINDSHIELDS



PRO SHIELD
CAB SYSTEMS

TIP-OUT GLASS WINDSHIELD UPGRADE KIT

- Components needed to convert a fixed glass windshield into a tip-out windshield
- Includes center handle, base, gas struts and hardware
- Windshield not included

» **2889085**

XD 1500 '24-25, CREW XD 1500 '24-25
REQUIRES FIXED GLASS WINDSHIELD (2889086), SOLD SEPARATELY
NOT COMPATIBLE WITH HARD COAT POLY WINDSHIELDS



PRO SHIELD
CAB SYSTEMS

FIXED GLASS WINDSHIELD

- Durable automotive glass and perfectly sealed design
- Superior clarity and toughness while shielding you from every form of weather

» **2889086**

XD 1500 '24-25, CREW XD 1500 '24-25



PRO SHIELD
CAB SYSTEMS

HARD COAT POLY FULL WINDSHIELD - VENTED

- Frameless design for maximum crystal clear visibility
- Vents at the bottom of windshield allow for adjustable airflow on a hot day or defrost on a cold day
- Lock & Ride technology for quick and easy on and off
- Fits perfectly into the ROPs with a 360° gasket seal

» **2889089**

XD 1500 '24-25, CREW XD 1500 '24-25
NOT COMPATIBLE WITH TIP-OUT GLASS WINDSHIELD UPGRADE KIT (2889085)



PRO SHIELD
CAB SYSTEMS

HARD COAT POLY FULL WINDSHIELD

- Frameless design for maximum crystal clear visibility
- Lock & Ride technology for quick and easy on and off
- Fits perfectly into the ROPs with a 360° gasket seal

» **2889088**

XD 1500 '24-25, CREW XD 1500 '24-25
NOT COMPATIBLE WITH TIP-OUT GLASS WINDSHIELD UPGRADE KIT (2889085)



PRO SHIELD
CAB SYSTEMS

HARD COAT POLY HALF WINDSHIELD

- Seals at the base for reliable protection from the elements and off-road hazards
- Provides airflow for an open-air riding experience

» **2889090**

XD 1500 '24-25, CREW XD 1500 '24-25

REAR PANEL



PRO SHIELD
CAB SYSTEMS

GLASS REAR PANEL

- Seal out the elements such as dust swirl, rain and snow
- Dramatically reduce unwanted cab noise

» **2889092**

XD 1500 '24-25, CREW XD 1500 '24-25


DOORS



PREMIUM
FEATURES



UNPRECEDENTED
FIT & FINISH



EASY & FAST
INSTALLATION

POLARIS ENGINEERED ADVANTAGES



PRO SHIELD
CAB SYSTEMS

FULL POWER DOORS

- Fit perfectly into the ROPs with predesignated mounting locations
 - Sure-closing, tight sealing 360° gasket seal at the ROPs, and the glass windows can be adjusted infinitely with the dash-mounted switches
 - Rear hinging, for easy ingress and egress
 - The tubular steel frame lines laminate safety glass that blocks UV rays and is strengthened by an interlayer of polyvinyl butyral (PVB)
 - Come with interior and exterior door handles, power windows, and a built-in storage compartment
- » **FRONT • 2889075**
- » **REAR • 2889076**
- XD 1500 '24-25, CREW XD 1500 '24-25
REQUIRES DOOR ACCENT PANELS, SOLD SEPARATELY



DOOR ACCENT PANELS

- Install factory color-matched accent panels that complement your vehicle's color
 - Clear coated for UV protection and installs easily with a single screw into the door jam
 - Accent panels are required to complete the Full Power Doors
- » **FRONT • 2890688**
- » **REAR • 2890689**
- XD 1500 '24-25, CREW XD 1500 '24-25
REQUIRES FULL POWER DOORS, SOLD SEPARATELY

CAB COMFORT & CONVENIENCE



SIDE VIEW MIRRORS

- Fully adjustable to accommodate riders of all sizes and can fold in to prevent being struck

» **DOOR MOUNTED • 2889862**

XD 1500 '24-25, CREW XD 1500 '24-25
REQUIRES FULL POWER DOORS OR GLASS/POLY WINDSHIELD, EACH SOLD SEPARATELY

» **ROPS-MOUNTED (SHOWN) • 2889099**

XD 1500 '24-25, CREW XD 1500 '24-25
NOT COMPATIBLE WITH FULL POWER DOORS OR WINDSHIELDS



SUN VISOR

- Injection molded visor that flips down to reduce sun glare in early morning or at dusk
- Can be mounted on passenger or drivers side

» **2890571**

XD 1500 '24-25, CREW XD 1500 '24-25



DOME LIGHT KIT

- Easy install LED dome light provides optimal visibility inside your cab
- Connects to front PULSE bar location

» **2889097**

XD 1500 '24-25, CREW XD 1500 '24-25



AUXILIARY LIGHTS - FRONT BRUSHGUARD

- Bumper mounted accent lights provide additional front illumination
- Integrated into bumper pockets for a seamless fit
- Dash mounted switch

» **2889767**

XD 1500 '24-25, CREW XD 1500 '24-25



CONVEX REARVIEW MIRROR

- Get a panoramic view of the trail and any obstacles behind your ORV
- Durable cast aluminum construction so the mirror stays attached through your roughest off-road adventures

» **2889096**

XD 1500 '24-25, CREW XD 1500 '24-25



WINDSHIELD WIPER & WASHER KIT

- Designed to fit with full-height, glass windshields
- Mounts seamlessly due to the integrated mounting and wire routing locations
- Included washer tank mounts under the front hood and all electrical and sprayer lines route within the ROPS cage integrated channel
- Dash mounted rocker switch controls the wiper and sprayer independently

» **2889095**

XD 1500 '24-25, CREW XD 1500 '24-25
NOT COMPATIBLE WITH HARD COAT POLY WINDSHIELDS

DOME LIGHT - STANDALONE

- Dome light allows for in cab visibility in low light
- Standalone kit does not include harness
- Plugs directly into vehicle roof harness

» **2890423**

XD 1500 '24-25, CREW XD 1500 '24-25



OVERHEAD SWITCH PANEL KIT

- Add up to 4 additional electrical accessory switches conveniently overhead with this roof-mounted upper switch panel

» **2890422**

XD 1500 '24-25, CREW XD 1500 '24-25



HEATER KIT

- 8-vent heater and defrost system
- Control the climate inside your cab in cold weather
- Helps defrost windshields and keep you warm or cool
- Three different fan speeds
- Heat and fan dash-mounted controls
- Manual vents

» **3-SEAT (SHOWN) • 2889745**

XD 1500 '24-25, CREW XD 1500 '24-25

» **CREW • 2890011**

XD 1500 '24-25, CREW XD 1500 '24-25
REQUIRES 3-SEAT HEATER KIT (2889745), SOLD SEPARATELY

PULSE KIT - ROOF MOUNTED

- Add additional electrical capacity to power all of your favorite Polaris accessories

» **3-SEAT • 2890262**

XD 1500 '24-25

» **CREW • 2890441**

CREW XD 1500 '24-25



REAR WORK LIGHT

- Mounts to the back of your cab to fully illuminate the cargo box and surrounding area
- Includes mounting hardware
- Integrated into roof for a clean look

» **2889771**

XD 1500 '24-25, CREW XD 1500 '24-25
PREMIUM MODELS REQUIRE OVERHEAD SWITCH PANEL (2890422) AND REAR PULSE KIT (PART NUMBERS VARY), EACH SOLD SEPARATELY

12V CARGO BOX POWER PORT

- Power your tools or accessories to get the job done
- Dash mounted switch allows you to turn a sprayer or spreader on or off from the cab

» **2890857**

XD 1500 '24-25, CREW XD 1500 '24-25

HORN KIT

- Powered by the vehicle's own electrical power
- Strong blast will safely alert those nearby
- Includes horn, mounting hardware and actuator

» **2889098**

XD 1500 '24-25, CREW XD 1500 '24-25



WINCHES



WARRANTY



FEATURES & BENEFITS

PRO HD SERIES

HD SERIES

RAPID ROPE RECOVERY

Retrieve cable 5x as fast as standard mode on other Polaris winches. Get back to riding or complete your task quicker.



NOT AVAILABLE

AUTO STOP TECHNOLOGY

Auto Stop technology protects and extends the life of your winch by automatically stopping the winch at the end of pull to prevent over-spooling.



ADD AUTO STOP UPGRADE
+ WIRELESS REMOTE
2890991
SYNTHETIC ROPE REQUIRED

WIRELESS REMOTE

Operate your winch wirelessly from within 50 ft of the vehicle.

PREMIUM SYNTHETIC ROPE

Lightweight, extremely strong and flexible 50 ft long rope stands up to any tough job.



MODEL

6,000 LB.

4,500 LB.

XD 1500 '24-25
CREW XD 1500 '24-25

2889276

2889275

UPGRADE YOUR CONTROLS HD OR PRO HD WINCHES

POWER CONTROLLER

- Control your winch and plow hydraulics directly from the shift knob

» **2889769**

XD 1500 '24-25, CREW XD 1500 '24-25



REPLACEMENT PARTS

SYNTHETIC ROPE

» 6,000 LB.
2879188

» 4,500 LB.
2879187



PROTECTION

AUDIO



UPPER FRONT BRUSHGUARD

- 1.75" tube steel construction
- Protects the front of your ride, including your headlights
- Mounts by bolting onto the stock front bumper
- Does not impede the headlights or winch and plow attachments
- Scratch-resistant, black powder-coated finish
- Used as attachment structure for hood rack

» 2884872
XD 1500 '24-25, CREW XD 1500 '24-25



REAR BRUSHGUARD

- Built to take on the toughest terrain with dependable strength, safely protecting tailgate and taillights
- Mounted for rear clearance, your wheels can still move even when the cargo bed is tipped back fully
- Integrated mounting holes for easy installation
- Black powder-coated finish
- Compatible with tow hitches

» 2884876
XD 1500 '24-25, CREW XD 1500 '24-25



ROCKGUARD WITH STEP

- The sturdy, steel construction includes a black e-coat and a durable, black powder-coated finish
- Easily get into the vehicle, and remove mud from footwear with an integrated boot scraper
- Easily installs with integrated mounting locations directly on the frame, instead of underneath, for maximum ground clearance

» 2-SEAT (SHOWN) • 2884874
XD 1500 '24-25
» CREW • 2884875
CREW XD 1500 '24-25



FRONT BUMPER BULL BAR

- Steel upper hoop that attaches to stock bumper and adds additional protection to front of vehicle

» 2890855
XD 1500 '24-25, CREW XD 1500 '24-25



SHACKLES - HD BRUSHGUARD

- Bumper mounted tow hooks that can be used to secure vehicle to a trailer or used as an easy hook up point when towing an object

» 2890854
XD 1500 '24-25, CREW XD 1500 '24-25



JBL® has brought music to life in a way people can feel for over 70 years. From iconic concerts to the world's biggest sporting events, the award-winning sound has powered the world's most epic musicians, athletes and venues. Unleash the power of music so you can live life to the fullest wherever and whenever.

JBL® partnered with Polaris to create the highest performing audio system, specifically designed for RANGER. Purpose-built to stand up to any outdoor environment and to handle the toughest jobs.



JBL® TRAIL PRO 2000 AUDIO KIT

- 25 Watt x 4 channel internal amplifier
- 4.3" color TFT screen
- Bluetooth® 4.2
- AM/FM/WB tuner
- Two 50 Watt PEI dome tweeters
- Two 75 Watt 6.5" carbon fiber/polypropylene speakers

» 2889762
XD 1500 '24-25, CREW XD 1500 '24-25



JBL® TRAIL PRO 4200 AUDIO UPGRADE KIT

- Two 40 Watt 4" polypropylene speakers
- 45 Watt x 4 channel amplifier
- Two 8" subwoofers with 300 Watt amplifier

» 2889763
XD 1500 '24-25, CREW XD 1500 '24-25
REQUIRES JBL® TRAIL PRO 2000 AUDIO KIT (2889762) OR RIDE COMMAND, EACH SOLD SEPARATELY

STORAGE SOLUTIONS FOR EVERY JOB

Equip your RANGER with Polaris Engineered storage accessories to pack all your essentials for every job. The versatile lineup includes all-new, easy-to-install patented Lock & Ride MAX accessories — like a Modular Cargo System (MCS), Spare Tire Carrier and Storage Box — that offer limitless ways to customize your vehicle's storage capabilities.



Plus, we've partnered with Rhino-Rack® to deliver premium roof and bed rack solutions. Transform your vehicle for work, play or anything in between with these easy to use racks, load securing accessories and the latest in carrier technology. These racks deliver increased storage capacity, allowing you to elevate your pursuit and get more done in a day.



This vehicle features an accessory system built around the need for next level durability and adaptability.

Our next generation of Polaris Lock & Ride technology brings with it an entirely new system of purpose-built accessories and attachments. This means you can configure your vehicle for any job, work more efficiently and get more done than ever before.

With virtually endless configurations and no tools required, you have the freedom to easily reconfigure on the fly and spend more time getting the job done.




HOW IT WORKS



1. Choose accessories



2. Position on the vehicle



3. Lock accessories into place



4. Reconfigure as needed

STORAGE



LR MAX
SPARE TIRE CARRIER

- Attaches to bed rails or cross bed rail
- Allows user to securely carry a spare tire up to 32 inches in diameter

» 2889110
XD 1500 '24-25, CREW XD 1500 '24-25



LR MAX
CROSS BED RAIL

- Provides additional mounting options with Lock & Ride MAX accessories
- Can be used as a divider in the vehicle bed
- Quick, toolless install with Lock & Ride MAX slide locks

» 2889800
XD 1500 '24-25, CREW XD 1500 '24-25



LR MAX
BED EXTENDER/DIVIDER

- Add 30% more cargo space with the rear gate lowered and the extender installed
- Can also be turned around as a divider in box to keep items from moving over bumpy terrain

» 2889109
XD 1500 '24-25, CREW XD 1500 '24-25



REAR HEADACHE RACK - WINCH READY

- Mounts to rear ROPs of vehicle
- Expanded metal screen allows rear visibility and protects rear panel from damage
- Used to mount rear mounted winch

» 2889666
XD 1500 '24-25, CREW XD 1500 '24-25



LR MAX
STORAGE BOX

- Attaches to bed rails with Lock & Ride MAX technology and can be positioned anywhere in the bed
- Large enough to hold helmets and other large items
- Dustproof and waterproof with 360° seals on all openings

» 2889108
XD 1500 '24-25, CREW XD 1500 '24-25



FRONT HOOD STORAGE RACK

- Durable, steel-constructed rack with powder-coated finish mounts across the hood for additional UTV storage, up to 100 lbs
- Helps protect your vehicle from brush and debris
- Easy installation with Lock & Ride technology
- Integrated side rails easily pivot to access the underhood

» 2884878
XD 1500 '24-25, CREW XD 1500 '24-25
REQUIRES UPPER FRONT BRUSHGUARD (2884872), SOLD SEPARATELY



LR MAX
MODULAR CARGO SYSTEM (MCS)

- Overbed structure that bolts to Lock & Ride MAX rails and allows user to add the Tool Rack, Tool Extension, Rhino-Rack® Multi-Purpose Tool Holders and/or Kolpin Stronghold Auto Latch Mounts to offer additional storage solutions

» 2889847
XD 1500 '24-25, CREW XD 1500 '24-25



LR MAX
RAILS - MCS/HEADACHE RACK

- Additional accessory rails that can be attached to either the Headache Rack, or to the interior of the Modular Cargo System (MCS)

» 2890444
XD 1500 '24-25, CREW XD 1500 '24-25
REQUIRES MODULAR CARGO SYSTEM (MCS) (2889847) OR REAR HEADACHE RACK - WINCH READY (2889666), EACH SOLD SEPARATELY



FRONT RECEIVER HITCH

- 2" front receiver allows attachment of a trailer hitch for easily backing trailers into tight locations
- Bolts to vehicle frame

» 2889657
XD 1500 '24-25, CREW XD 1500 '24-25



REAR HYDRAULIC BED LIFT

- Electric hydraulic bed lift allows for easy dumping of the bed, even when at full capacity
- Dash switch controlled

» 2889768
XD 1500 '24-25, CREW XD 1500 '24-25



LR MAX LATE AVAILABILITY
MCS WINCH BRACKET

- Accommodates rear winch clearance for use with Modular Cargo System (MCS)

» 2890893
XD 1500 '24-25, CREW XD 1500 '24-25



MCS TOOL RACK EXTENSIONS

- Attaches to Modular Cargo System (MCS) and allows user to carry hoses and other items

» 2889911
XD 1500 '24-25, CREW XD 1500 '24-25
REQUIRES MODULAR CARGO SYSTEM (MCS) (2889847) AND RAILS - MCS/HEADACHE RACK (2890444), EACH SOLD SEPARATELY



LR MAX
CHAINSAW MOUNT

- Attaches to bed rails or cross bed rail and allows user to securely carry a chainsaw

» 2889105
XD 1500 '24-25, CREW XD 1500 '24-25



1,000 LB. REAR CARGO BOX WINCH

- 1,000 lb. pull force winch that mounts to Rear Headache Rack (2889666), sold separately
- Allows for easy loading of big game or other large and heavy items in the bed

» 2889698
XD 1500 '24-25, CREW XD 1500 '24-25



LR MAX
MCS TOOL RACK

- Attaches to Modular Cargo System (MCS) with Lock & Ride MAX attachments, providing ability to carry long handled equipment like shovels and rakes

» 2889846
XD 1500 '24-25, CREW XD 1500 '24-25
REQUIRES MODULAR CARGO SYSTEM (MCS) (2889847) AND RAILS - MCS/HEADACHE RACK (2890444), EACH SOLD SEPARATELY



LR MAX
STRONGHOLD® GUN MOUNTING BRACKET

- Allows user to attach any Kolpin Stronghold product

» 2889931
XD 1500 '24-25, CREW XD 1500 '24-25



CARGO BED MAT

- Thick 0.2" molded poly mat looks good, protects the box, reduces unwanted drivetrain noise and keeps cargo more secure with a non-slip design

» 2889106
XD 1500 '24-25, CREW XD 1500 '24-25

STORAGE



BRING IT ALL. BRING IT ON.*

From opposite sides of the globe, some of the most capable machines in the off-road world meet a trusted outdoor adventure brand to deliver industry-exclusive, purpose-built roof racks, bed racks and attachments that help RANGER riders get the job done.

*Always read and follow the owner's manual and on-vehicle labels for prohibited items.

PICK YOUR RACK



ROOF RACKS

- Sleek, durable backbone and innovative attachment system provides secure attachment to your vehicle

» 3-SEAT • 2889236
XD 1500 '24-25

» CREW (SHOWN) • 2889237
CREW XD 1500 '24-25



REAR BED RACK

- Ultimate modular load carrying solution
- Strong, lightweight aluminum construction tested in the harshest conditions
- Outfit with a wide variety of Rhino-Rack® accessories to customize your set up
- Mounts to the bed of your vehicle
- Weight capacity on bed - 150 lbs

» 2889860
XD 1500 '24-25, CREW XD 1500 '24-25
REQUIRES RHINO-RACK® REAR BED RACK MOUNT (2889844), SOLD SEPARATELY
NOT COMPATIBLE WITH MODULAR CARGO SYSTEM (MCS)(2889847)



REAR BED RACK MOUNT

» 2889844
XD 1500 '24-25, CREW XD 1500 '24-25



ROOF RACK MOUNT

» 3-SEAT • 2889103
XD 1500 '24-25, CREW XD 1500 '24-25

» CREW • 2889104
XD 1500 '24-25, CREW XD 1500 '24-25

ACCESSORIZE IT



SPARE TIRE HOLDER

- Transport a spare tire outside the vehicle
 - Easily mounts to the Rhino-Rack® Rear Bed Rack (2889590), sold separately
- » 2889529
XD 1500 '24-25, CREW XD 1500 '24-25



FISHING ROD HOLDER

- Convenient, locking carrier can transport five fishing rods safely and securely on a roof rack
 - Doubles as a ski/snowboard carrier
- » 2889729
XD 1500 '24-25, CREW XD 1500 '24-25



ACCESSORY BARS

- Offers horizontal fitment to allow other accessories to be attached to the Rhino-Rack® platforms
- » 2889884
XD 1500 '24-25, CREW XD 1500 '24-25



CARGO CORNER BRACKETS

- Mount a NorthStar cooler or toolbox to the platform and save space inside the vehicle (straps not included)
 - A unique, anti-rotation nut offers maximum security
- » 2889531
XD 1500 '24-25, CREW XD 1500 '24-25



200 L LUGGAGE BAG

- Carry bulky, lightweight gear in this tear- and weather-resistant canvas bag
- » 2889881
XD 1500 '24-25, CREW XD 1500 '24-25



J-STYLE KAYAK HOLDER

- Transport a kayak or canoe on the roof of your vehicle
- » 2889883
XD 1500 '24-25, CREW XD 1500 '24-25
REQUIRES ACCESSORY BARS (2889884), SOLD SEPARATELY



HIGH-LIFTING JACK MOUNT

- Simple, quick install with durable brackets
 - Rugged, non-corrosive powder-coated steel stands up to the harshest conditions
- » 2889533
XD 1500 '24-25, CREW XD 1500 '24-25



36" HIGH-LIFTING JACK

- Assists with trailside repairs or to gain leverage for getting your vehicle unstuck
 - Lightweight at under 30 lbs
 - Stores easily with a Rhino-Rack® High-Lifting Jack Mount (2889533), sold separately
- » 2889508
XD 1500 '24-25, CREW XD 1500 '24-25



GUN MOUNTING BRACKET

- Mount Kolpin Stronghold Gun Boots to Rhino-Rack® systems when paired with Auto-Latch Mount (2889931), sold separately
- » 2889327
XD 1500 '24-25, CREW XD 1500 '24-25
[See P. 94 for more hunt information](#)



ROOF RACK LIGHT MOUNTS

- » LIGHT BAR • 2891354
XD 1500 '24-25, CREW XD 1500 '24-25
- » CUBE LIGHT • 2891355
XD 1500 '24-25, CREW XD 1500 '24-25



MULTI-PURPOSE TOOL HOLDER

- Carry and protect tools, paddles and more
 - Ratchet-locking mechanism for quick release and rubber inserts that secure gear into place
 - Includes new Zwifloc™ attachment technology
- » 2891317
XD 1500 '24-25, CREW XD 1500 '24-25



TRACTION BOARD MOUNTS

- Strong, durable and easy to attach
 - Traction boards sold separately
- » 2889530
XD 1500 '24-25, CREW XD 1500 '24-25



MAXTRAX® TRACTION BOARDS

- Fiber-reinforced, engineering-grade nylon construction that won't break, crack or stress during use
 - All boards are jack-compatible, can be used as a leveling solution and work well with the Rooftop Tent (2890560), sold separately
- » 2890646
XD 1500 '24-25, CREW XD 1500 '24-25



EYELET TIE-DOWNS

- Attach in multiple locations on the platform for additional tie-down points
 - Anti-corrosive, galvanized steel for heavy duty strength
 - Includes one set with hardware (straps not included)
- » 2889527
XD 1500 '24-25, CREW XD 1500 '24-25



FLAG BRACKET

- Securely mount flags to Rhino-Rack® platform
 - Adjustable bracket with 180-degree folding design
 - Includes installation hardware
- » 2891228
XD 1500 '24-25, CREW XD 1500 '24-25

MAINTENANCE PARTS & FLUIDS



POLARIS ENGINEERED PARTS AND OIL have been validated and tested extensively, specifically for your vehicle. In order to maintain the peak performance of your Polaris vehicle only use official Polaris Engineered parts and oil.



We're taking the passion of our riders, workers, and outdoor enthusiasts to the next level with HD Parts. These Heavy Duty parts are engineered for riders who want greater durability and enhanced performance. HD Parts are designed and tested to handle greater wear and tear under all weather conditions.



A BRAKE PADS
» FRONT • 2209570
» REAR • 2211902



B OIL FILTER
» 2521728



C BATTERY
» 4014132-P
» **HD** • 4081855

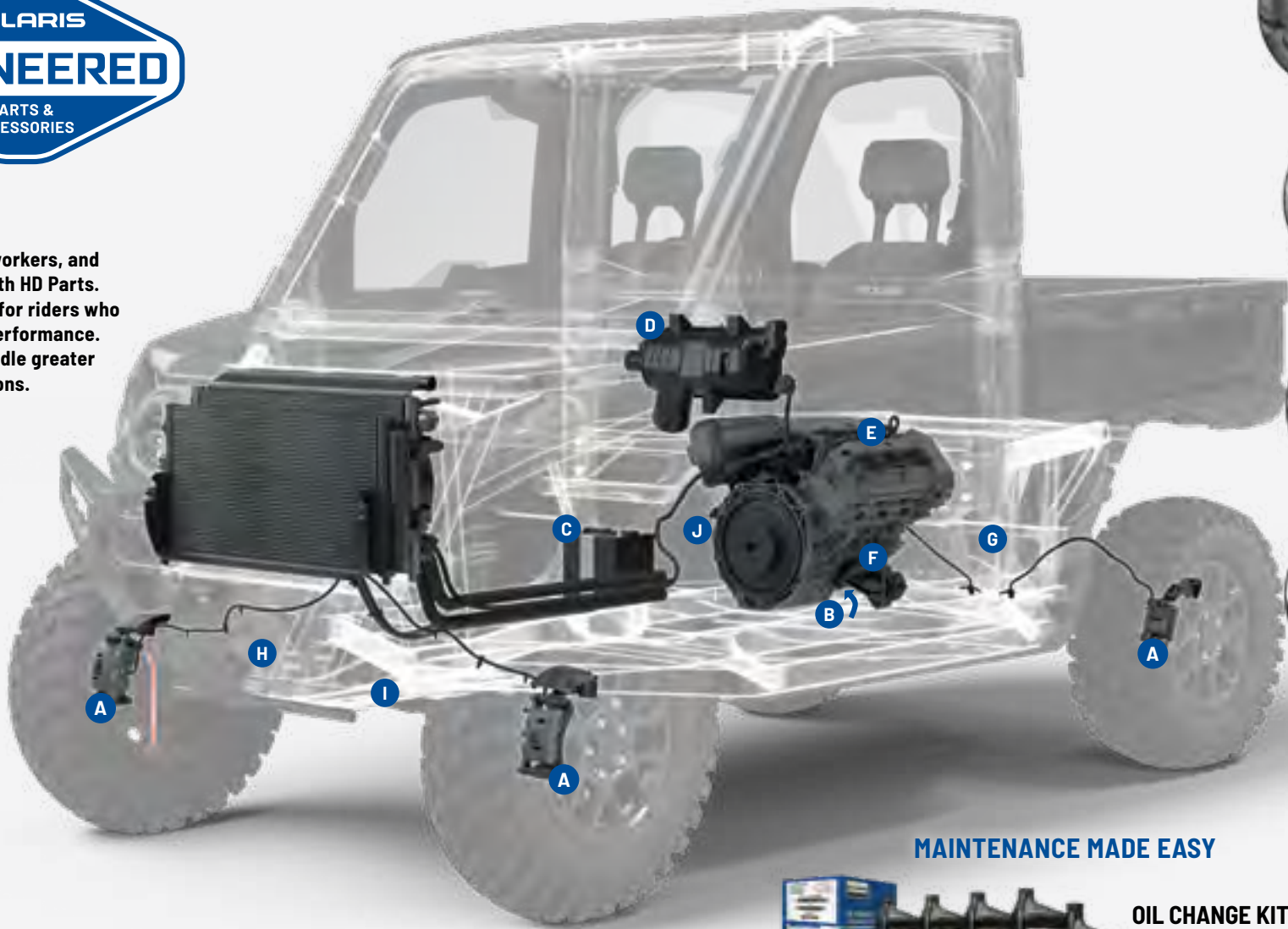


D AIR FILTER
» 7082115



E SPARK PLUG
» 3023983

LOOKING FOR MORE SERVICE PARTS?
See P. 113 to learn how to find parts for your model.



F ENGINE OIL P. 108
» PS-4 • 1QT • 2876244
» PS-4 • 1GAL. • 2876245
» PS-4 EXTREME • 1QT • 2889395
» PS-4 EXTREME • 1GAL. • 2889396



G ANGLE DRIVE FLUID
For rear gearcase
» 1QT • 2889280
RANGER ANGLE DRIVE GEAR CASE SYSTEMS



H DEMAND DRIVE FLUID
For front gearcase
» 1QT • 2877922
» 2.5 GAL. • 2877923



I DOT 4 BRAKE FLUID
» 12 OZ • 2872189



J STEELDRIVE TRANSMISSION FLUID
» 1QT • 2891094



OIL CHANGE KITS
Engine Oil (volume varies by kit), 1 Oil Filter (2540086) & 1 Drain Plug Washer
» PS-4 • 2890882
» PS-4 EXTREME • 2890883



ALL-SEASON GREASE TUBE
» 3 OZ • 2871322
» 14 OZ • 2871423

Claims made based off testing and performance of Polaris HD Parts against standard OEM parts made by Polaris and competitor brands under normal use. For more information regarding Polaris HD parts including vehicle compatibility, installation and maintenance, please contact your authorized Polaris ORV dealer.

MAINTENANCE SCHEDULE*


12 MONTHS	24 MONTHS	36 MONTHS	FOR A COMPLETE MAINTENANCE SCHEDULE, CHECK YOUR OWNER'S MANUAL
200 HRS 2,000 MI / 3,200 KM	400 HRS 4,000 MI / 6,400 KM	600 HRS 6,000 MI / 9,600 KM	
<div>AIR FILTER REPLACE</div> <div>BATTERY TEST & CLEAN REPLACE AS NEEDED</div> <div>BRAKE PADS INSPECT REPLACE AS NEEDED</div> <div>ENGINE OIL & OIL FILTER CHANGE</div> <div>FRONT & REAR GEARCASE CHANGE FLUID</div> <div>GENERAL LUBRICATION ALL FITTINGS, PIVOTS, CABLES, ETC.</div> <div>SPARK PLUGS INSPECT REPLACE AS NEEDED</div>	<div>AIR FILTER INSPECT REPLACE AS NEEDED</div> <div>ALTERNATOR BELT REPLACE</div> <div>BATTERY TEST & CLEAN REPLACE AS NEEDED</div> <div>BRAKE PADS INSPECT REPLACE AS NEEDED</div> <div>BRAKE FLUID CHANGE</div> <div>ENGINE OIL & OIL FILTER CHANGE</div> <div>FRONT & REAR GEARCASE CHANGE FLUID</div> <div>GENERAL LUBRICATION ALL FITTINGS, PIVOTS, CABLES, ETC.</div> <div>SPARK PLUGS INSPECT REPLACE AS NEEDED</div>	<div>AIR FILTER INSPECT REPLACE AS NEEDED</div> <div>BATTERY TEST & CLEAN REPLACE AS NEEDED</div> <div>BRAKE PADS INSPECT REPLACE AS NEEDED</div> <div>ENGINE OIL & OIL FILTER CHANGE</div> <div>FRONT & REAR GEARCASE CHANGE FLUID</div> <div>GENERAL LUBRICATION ALL FITTINGS, PIVOTS, CABLES, ETC.</div> <div>TRANSMISSION FLUID CHANGE</div> <div>SPARK PLUGS INSPECT REPLACE AS NEEDED</div>	

CUSTOMIZE YOUR RANGER

MAXIMIZE YOUR EXPERIENCE

**COMPRISED OF TOP SELLING
ACCESSORIES FOR YOUR MODEL,**
The Owners Essentials Package is a great
place to start accessorizing your RANGER.

OWNER ESSENTIALS PACKAGE

- 2889021 Full Glass Windshield - Clear † P. 38
- 2879013  Rear Panel - Glass* P. 39
- 2890288 Sun Visor P. 43
- 2889220 Weatherproof Convex Rearview Mirror Kit* P. 43

- 2890232 Upper Front Brushguard P. 46
- 2882529 Rear Brushguard P. 46
- 3211186 ORV Drive Belt P. 60

* Standard on XP 1000 Northstar Premium/Ultimate.
† XP 1000 Northstar Premium/Ultimate come
standard with Tip-Out Windshield.

Additional recommendation for NorthStar models:
Auxiliary Lights - Front Brushguard (2890440)

SCAN TO SHOP
THIS PACKAGE



SHOP BY USE

PACKAGES MADE FOR THE WAY YOU RANGER



**ADD ON TO THE OWNER ESSENTIALS PACKAGE TO
CUSTOMIZE FOR HOW YOU USE YOUR RANGER.**



FARM/RANCH PACKAGE

SCAN TO SHOP
THIS PACKAGE




- 2882752  Bed Extender/Divider P. 54
- 2890233  Headache Rack P. 54
- 2883127 RIGID® D-Series PRO Spot LED Light P. 86

- 2884299 RIGID® 32" Combo LED Light Bar P. 87
- 2883230 Polaris PULSE Wiring Harness - 1 LED Light P. 92
- 2890904 Pro Armor Wheel & Tire Set: 4202 & Trekker, 29" P. 105

TRAIL RIDING PACKAGE

SCAN TO SHOP
THIS PACKAGE




- 2882530 Rock Guard with Step - 3-Seat P. 46
- 2889689 Mud Guards P. 46
- 2890226 JBL® Rear Speakers & Sub P. 49
- 2889193  Spare Tire Carrier P. 54

- 2883122 RIGID® SR-Series 10" Flood LED Light P. 86
- 2883230 Polaris PULSE Wiring Harness - 1 LED Light P. 92
- 2883425 Polaris NorthStar 60 QT Cooler P. 96
- 2890904 Pro Armor Wheel & Tire Set: 4202 & Trekker, 29" P. 105

LANDOWNER PACKAGE

SCAN TO SHOP
THIS PACKAGE



- 2882177  CargoMax System P. 54
- 2889876 Trash Can Hauler P. 57

- 2889793 Pro Armor 40" Single-Row Combo LED Light Bar P. 87
- 2883230 Polaris PULSE Wiring Harness - 1 LED Light P. 92

WINTER PACKAGE

SCAN TO SHOP
THIS PACKAGE




- 2889058 Glacier Pro HD Plow Hydraulic Lift System P. 82
- 2889328 Glacier 6" Plow Extensions P. 82
- 2889308 Glacier Pro HD Plow Frame P. 82
- 2879317 Glacier Pro HD Plow Blade - 72" Poly P. 82


- 2889029 Glacier PRO HD Plow Hydraulic Angle System P. 82
- 2883247 Glacier Plow System Power Controller P. 82
- 2889329 Glacier Plow Back Drag Bar P. 83
- 2889793 Pro Armor 40" Single-Row Combo LED Light Bar P. 87

HUNT PACKAGE

SCAN TO SHOP
THIS PACKAGE



- 2882904 PULSE Roof Busbar with Hardware P. 51
- 2890583 Front Hood Storage Rack P. 54
- 2889705 300 Lb. Cargo Bed Rear Winch P. 54
- 2890233  Headache Rack P. 54

- 2883970 Kolpin Stronghold® Auto-Latch Double Gun Boot Mount P. 94
- 2882036 Kolpin Stronghold Gun Boot XL P. 94
- 2884107  Kolpin Rhino Grip® Pro P. 95
- 2883151 Pro Armor Wheel & Tire Set: 4204 & Dual-Threat, 29" P. 104

ROOFS

TO SHIELD AGAINST DRIVING RAIN OR THE BLISTERING SUN, a roof is the first must-have of the Polaris Engineered cab components. Get on your way with protective peace of mind.

POLY FEATURES

- Water run-off
- Liner ready
- Polaris PULSE plug and play
- Lightweight

POLY

Lightweight, durable and impact-resistant. A poly roof can take the abuse of a tough trail and still protect.

LINERS

Get a touch of premium comfort, reduce cab noise and hide wiring.

Included with Premium Poly Roofs.

PRO SHIELD CAB SYSTEMS

SPORT ROOF - POLY TOP SELLER

» BLACK • 2882911
XP 1000 '17-25, 1000 '20-25, XP KINETIC '23-24



PRO SHIELD CAB SYSTEMS

NEW PREMIUM ROOF - POLY

» BLACK • 2890684
XP 1000 '17-25, 1000 '20-25, XP KINETIC '23-24



PRO SHIELD CAB SYSTEMS

PREMIUM ROOF LINER

» 2890526
XP 1000 '17-25, 1000 '20-25, XP KINETIC '23-24
WORKS WITH 2882911



PREMIUM FINISH
AND QUIETER RIDE



SEALED
COVERAGE



REDUCE
STANDING WATER



EASY AND FAST
INSTALLATION

POLARIS ENGINEERED ADVANTAGES

PREMIUM & SPORT ROOF FEATURES*

SEE AUDIO OPTIONS P. 48
ADD POWER TO PREMIUM
& SPORT ROOFS P. 90



* Premium and Sport features not available on steel roofs



PRO SHIELD CAB SYSTEMS

SPORT ROOF CREW - POLY TOP SELLER

» BLACK • 2890333
CREW XP 1000 '18-25, CREW 1000 '20-25



PRO SHIELD CAB SYSTEMS


PREMIUM ROOF LINER - CREW TOP SELLER

» 2890527
CREW XP 1000 '18-25, CREW 1000 '20-25




WINDSHIELDS & REAR PANELS

GLASS vs HARD COAT POLY



Superior optical clarity (automotive level)
Scratch-resistant
Curved to fit, seals tight
Cold weather / heavy duty
Wiper ready

Lightweight, flexible, easy to store/remove
Impact-resistant
360° seal keeps out rain and dust



EASY AND FAST INSTALLATION



AIRTIGHT GASKET SEAL



MULTI-FUNCTION FEATURES

POLARIS ENGINEERED ADVANTAGES



TIP-OUT FULL WINDSHIELD - GLASS TOP SELLER

- Tip-out design offers three positions: open, closed and vented
- Gas shocks assist in easy opening and closing
- 360° gasket for reliable protection and comfort
- Scratch-resistant automotive-style curved glass

» 2889020
XP 1000 '18-25, CREW XP 1000 '19-25, CREW 1000 '20-25, 1000 '20-25, XP KINETIC '23-24



FULL GLASS WINDSHIELD - CLEAR TOP SELLER

- Scratch-resistant, curved laminate safety glass
- Protects against wind and rain
- UV-blocking interlayer and 360° gasket seal

» 2889021
XP 1000 '18-25, CREW XP 1000 '19-25, CREW 1000 '20-25, 1000 '20-25, XP KINETIC '23-24



FULL WINDSHIELD - POLY TOP SELLER

- Frameless design for maximum visibility

» 2883278
XP 1000 '17-25, CREW XP 1000 '18-25, CREW 1000 '20-25, 1000 '20-25, XP KINETIC '23-24



HALF WINDSHIELD - POLY TOP SELLER

- Deflects air flow from straight on, but still provides air flow in the cab

» 2883301
XP 1000 '17-25, CREW XP 1000 '18-25, CREW 1000 '20-25, 1000 '20-25, XP KINETIC '23-24



FULL WINDSHIELD VENTED - HARD COAT POLY

- Frameless design for maximum visibility
- Added vents for airflow on a hot day or defrosting on a cold day
- Requires Wiper Install Kit (2207624), sold separately

» 2883266
XP 1000 '17-25, CREW XP 1000 '18-25, CREW 1000 '20-25, 1000 '20-25, XP KINETIC '23-24



FULL WINDSHIELD - HARD COAT POLY

- Frameless design for maximum visibility
- Requires Wiper Install Kit (2207624), sold separately


» 2883300
XP 1000 '17-25, CREW XP 1000 '18-25, CREW 1000 '20-25, 1000 '20-25, XP KINETIC '23-24



FLIP-DOWN WINDSHIELD - HARD COAT POLY

- Two venting options: fully sealed, flip-down or remove upper half for some protection with maximum ventilation

» 2884139
XP 1000 '18-25, CREW XP 1000 '19-25, CREW 1000 '20-25, 1000 '20-25, XP KINETIC '23-24



REAR PANEL - SLIDING GLASS

- Sliding window provides ventilation, cab comfort and access to cargo in rear box

» 2879015
XP 1000 '17-25, CREW XP 1000 '18-25, CREW 1000 '20-25, 1000 '20-25, XP KINETIC '23-24



REAR PANEL - GLASS TOP SELLER

» 2879013
XP 1000 '17-25, CREW XP 1000 '18-25, CREW 1000 '20-25, 1000 '20-25, XP KINETIC '23-24



REAR PANEL - POLY TOP SELLER

- Strong, thick polycarbonate provides outstanding impact and scratch resistance
- Installs in contours of cab frame with 360° gasketing for outstanding protection, comfort, fit and finish

» 2883773
XP 1000 '17-25, CREW XP 1000 '18-25, CREW 1000 '20-25, 1000 '20-25, XP KINETIC '23-24



DOORS

SEE WHAT PEOPLE ARE SAYING ABOUT THESE DOORS
YOUTUBE.COM/POLARISORV
SEARCH "DOORS"



KEY FEATURES

PRO SHIELD CAB SYSTEM

WINDOW TYPE / VENTILATION

VISIBILITY

STORAGE COMPARTMENT

AUDIO-READY / SPEAKER MOUNT

PREMIUM TPE LINER

SPECIAL FEATURES

PREMIUM POLY DOORS			POLY DOORS		CANVAS DOORS
POWER WINDOW DOORS	MANUAL CRANK WINDOW DOORS	HALF DOORS	RANGER HUNTER DOORS	RANGER CLEARVIEW DOORS	ZIP WINDOW DOORS
PRO SHIELD CAB SYSTEMS	PRO SHIELD CAB SYSTEMS		PRO SHIELD CAB SYSTEMS	PRO SHIELD CAB SYSTEMS	
GLASS / POWER	GLASS / MANUAL CRANK	NA / OPEN TOP	GLASS / HINGED	GLASS / HINGED	CLEAR POLY / ZIPPED
UPPER	UPPER	UPPER	UPPER	UPPER + LOWER	UPPER + PARTIAL LOWER
STANDARD	STANDARD	STANDARD			
STANDARD, PRE-WIRED	STANDARD				
STANDARD	STANDARD	STANDARD			
BUILT-IN FLOOR LIGHT, COLORED ACCENT PANELS AVAILABLE	COLORED ACCENT PANELS AVAILABLE	COLORED ACCENT PANELS AVAILABLE	DURABLE POLY CONSTRUCTION, POLARIS PURSUIT CAMO	DURABLE POLY CONSTRUCTION	AVAILABLE IN POLARIS PURSUIT CAMO
• The ultimate door offering power windows, switches mounted on the door and built-in floor light.			• Tough clear poly shell extends from the bottom of the door until it meets the upper-hinged glass window. • Premium Polaris Pursuit Camo pattern offers extensive camo coverage.		• Lightweight, durable protection with adjustable zipper ventilation and see-through bottom panel.

Front and Rear Doors of same design are required to complete a cab on CREW RANGER models.

Premium Doors come with Gloss Black Exterior Door Accent Panels, images shown with optional Exterior Door Accent Panels.

FRONT DOORS (SET OF 2) XP 1000 '18-25, CREW XP 1000 '19-25, CREW 1000 '20-25, 1000 '20-25, XP KINETIC '23-24	 PRO SHIELD CAB SYSTEMS TOP SELLER POWER WINDOW DOORS - POLY - BLACK 2889813	 PRO SHIELD CAB SYSTEMS TOP SELLER MANUAL CRANK WINDOW DOORS - POLY - BLACK 2889811	 HALF DOORS - POLY 2889814	 PRO SHIELD CAB SYSTEMS RANGER HUNTER DOORS - POLARIS PURSUIT CAMO 2883229	 PRO SHIELD CAB SYSTEMS RANGER CLEARVIEW DOORS 2882901	 TOP SELLER ZIP WINDOW DOORS - CANVAS - BLACK 2882902	 TOP SELLER ZIP WINDOW DOORS - CANVAS - POLARIS PURSUIT CAMO 2882903
	 PRO SHIELD CAB SYSTEMS TOP SELLER MANUAL CRANK WINDOW DOORS - REAR - POLY 2889812		 HALF DOORS - REAR - POLY 2889815		 PRO SHIELD CAB SYSTEMS RANGER CLEARVIEW DOORS - REAR 2883632		 ZIP WINDOW DOORS - REAR - CANVAS - BLACK 2883634

EXTERIOR DOOR ACCENT PANELS

- Replace stock gloss black accent panels
- Painted plastic and clear-coated for UV protection
- Install easily with a single screw
- Comes as a pair

FRONT 2882870-509
REAR 2883829-509

FRONT 2882870-809
REAR 2883829-809

FRONT 2882870-755
REAR 2883829-755

FRONT 2882870-640
REAR 2883829-640

FRONT 2882870-599
REAR 2883829-599

FRONT 2882870-587
REAR 2883829-587

FRONT 2882870-566
REAR --

FRONT 2882870-987
REAR 2883829-987

FRONT 2883499-342
REAR --

FRONT 2882870-666
REAR --

FRONT 2882870-669
REAR --

FRONT 2882870-685
REAR 2883829-685

FRONT 2882870-520
REAR 2883829-520

FRONT 2882870-726
REAR 2883829-726

FRONT 2882870-629
REAR --

FRONT 2882870-765
REAR 2883829-765

FRONT 2882870-774
REAR 2883829-774

FRONT 2882870-795
REAR 2883829-795

FRONT 2882870-804
REAR 2883829-804

FRONT 2882870-866
REAR --

FRONT 2882870-911
REAR --

FRONT 2882870-750
REAR 2883829-750



REQUIRED POLARIS PULSE
INSTALLATION ITEMS

- 360° GASKET SEAL
- EASY TO CLEAN TPE LINER
- BUILT-IN STORAGE
- AUDIO-READY
- VENTILATION OPTIONS

CAB COMFORT & CONVENIENCE



8-VENT HEATER & DEFROST SYSTEM TOP SELLER

- Easily control the climate inside your cab in any season
- Helps defrost windshields and keeps you warm or cool
- Heat and fan dash-mounted controls
- Manual vents

» 2882753 XP 1000 ONLY
XP 1000 '18-25, CREW XP 1000 '19-25

» 2884066 1000 ONLY
CREW 1000 '20-25, 1000 '20-25
NEED ADAPTER: 2884163 ON CREW 1000

» CREW HEATER ADAPTER KIT 1000 ONLY
2884163
CREW 1000 '20-25

FRONT BUMPER ACCENT LIGHT & HARNESS

- Provides an additional 1,200 Lumens of front illumination
- Seamlessly integrate into your bumper pockets
- Easily control the lighting for enhanced visibility and style with a dash-mounted switch

» 2890440
XP 1000 '25, CREW XP 1000 '25



WINDSHIELD WIPER & WASHER SYSTEM TOP SELLER

» 2883974
XP 1000 '18-25, CREW XP 1000 '19-25,
CREW 1000 '20-25, 1000 '20-25, XP KINETIC '23-24
HARD COAT POLY WINDSHIELDS REQUIRE MOUNT KIT (2207624),
SOLD SEPARATELY

HARD COAT POLY WINDSHIELD WIPER & WASHER SYSTEM MOUNTING BRACKET

» 2207624
XP 1000 '17-25, CREW XP 1000 '18-25,
CREW 1000 '20-25, 1000 '20-25, XP KINETIC '23-24
REQUIRED TO USE WIPER ON POLY WINDSHIELDS (2883266 OR 2883300)



UNDER SEAT DRY STORAGE XP 1000 ONLY

» 2882910
XP 1000 '18-25, CREW XP 1000 '19-25, XP KINETIC '23-24
WILL NOT WORK WITH SUBWOOFER 2882890 & 2884233



FLOOR MATS - 3 SEAT

» 2882780 XP 1000 ONLY
XP 1000 '18-25, CREW XP 1000 '19-25, XP KINETIC '23-24
CREW: FITS FRONT SEATS ONLY

» 2884247 1000 ONLY
CREW 1000 '20-25, 1000 '20-25
CREW: FITS FRONT SEATS ONLY

NOISE REDUCTION SYSTEM

- Designed to attach to the rear closure panel of your RANGER cab
- The sound absorbing material reduces unwanted noise for a quieter cab

» 2883489
XP 1000 '18-25, CREW XP 1000 '19-25,
1000 '20-25, CREW 1000 '20-25, XP KINETIC '23-24




FULL-SIZE SEATSAVER® - SPLIT BENCH SEAT XP 1000 ONLY

- Covers the back and bottom of seat
- Designed to fit snug and stay wrinkle free, so it won't slip, slide, or bunch up
- Machine washable for easy cleaning

» CARHARTT® GRAVEL • 2890291-458

XP 1000 '18-21, CREW XP 1000 '19-21, XP KINETIC '23-24
CREW: FITS FRONT SEATS ONLY
NO REAR SEAT COVERS AVAILABLE



REMOTE GARAGE DOOR OPENER BY HOMELINK®

- Control up to two garage doors

» 2882892
XP 1000 '18-25, CREW XP 1000 '19-25, CREW 1000 '20-25,
1000 '20-25, XP KINETIC '23-24



IN-CAB HEATER AND DEFROST KIT

- Easily control the climate inside your cab in any season
- Helps defrost windshields and keep you warm or cool
- Three different fan speeds
- Heat and fan dash-mounted controls
- Manual vents

» 2889449
XP KINETIC '23-24
REQUIRES HIGH VOLTAGE BUSBAR (2889667), SOLD SEPARATELY



12V CARGO BED POWER KIT

- Additional power for your tools or accessories
- Requires 12V In-Bed Power Harness Extension (2890068), sold separately

» 2889673
XP 1000 '18-25, CREW XP 1000 '18-25, 1000 '20-25, CREW 1000 '20-25
REQUIRES 12V IN-BED POWER HARNESS EXTENSION
(2890068), SOLD SEPARATELY



SIDE VIEW MIRRORS

- Mounts on any RANGER vehicle that is equipped with doors
- Fully adjustable to accommodate riders of all sizes and can fold in to prevent being struck

» DOOR MOUNTED • 2889241

» ROPS-MOUNTED (SHOWN) • 2889243

XP 1000 '18-25, CREW XP 1000 '19-25, CREW 1000 '20-25,
1000 '20-25, XP KINETIC '23-24

NOT COMPATIBLE WITH TIP-OUT WINDSHIELD (2889020), DOORS
OR UNITS WITH A FORWARD GRIP HANDLE ON THE ROPS



12V IN-BED POWER HARNESS EXTENSION

- Required for Installation of 12V Cargo Bed Power Kit (2889673)

» 2890068
CREW XP 1000 '18-25, CREW 1000 '20-25



WEATHERPROOF CONVEX REARVIEW MIRROR KIT TOP SELLER

» 2889220

XP 1000 '17-25, CREW XP 1000 '18-25, CREW 1000 '20-25,
1000 '20-25, XP KINETIC '23-24



WIDE ANGLE REAR VIEW MIRROR

- Large 2.5" x 14" adjustable convex mirrored surface gives you a full-spectrum view

» 2881439
XP 1000 '17-25, CREW XP 1000 '18-25, CREW 1000 '20-25,
1000 '20-25, XP KINETIC '23-24



UPPER SWITCH PANEL

- Add up to 4 additional electrical accessory switches
- Convenient roof-mounted overhead panel
- Includes mounting hardware

» 2889674
XP 1000 '18-25, CREW XP 1000 '18-25, 1000 '20-25, CREW 1000 '20-25
REQUIRES UPPER SWITCH PANEL LIGHT BAR HARNESS
(2889675), SOLD SEPARATELY



SUN VISOR

- Injection molded visors for seamless fit to protect from the sun

» 2890288
XP 1000 '17-25, CREW XP 1000 '18-25, CREW 1000 '20-25,
1000 '20-25, XP KINETIC '23-24

CAB COMFORT & CONVENIENCE



WORK BEACON LED LIGHT

- 50 ft. of illumination 360° around your vehicle
- Ideal for plowing, hunting and nighttime utility work
- Break-away construction protects the light in areas with tight clearance
- Mounted to the vehicle on the rear of the ROPS
- Easily hinge the light up during use and hinge it down when in transit
- Add LED Headlights for more light

» 2883265

XP 1000 '18-25, CREW XP 1000 '19-25, CREW 1000 '20-25, 1000 '20-25, XP KINETIC '23-24

REQUIRES LIGHT BAR HARNESS/EXTENSION (2883230 AND 2883954), EACH SOLD SEPARATELY



LED HEADLIGHTS XP 1000 ONLY

- LED Headlights offer improved brightness and illumination vs stock halogen lights
- Designed with styling specific to RANGER

» 2889072

XP 1000 '18-25, CREW XP 1000 '19-25, XP KINETIC '23-24



MULTI-FUNCTION CAB LIGHT P

- LED dome light provides white, red, green and blue lighting options
- Battery-operated. Recharges when the vehicle is on
- Can be removed to use as a flashlight in and around your vehicle

- Red light is great for reading maps
- Green light is perfect for navigating in the dark
- Blue light is ideal for night riding

» 2882871

XP 1000 '18-25, CREW XP 1000 '19-25, CREW 1000 '20-25, 1000 '20-25, XP KINETIC '23-24

REQUIRES POLARIS PULSE ROOF 6 (2882904), SOLD SEPARATELY

REAR LED WORK LIGHT P

- Mounts to the back of your cab to fully illuminate the cargo box and surrounding area
- Includes necessary mounting hardware
- Requires a harness

» 2889672

XP 1000 '18-25, CREW XP 1000 '18-25, 1000 '20-25, CREW 1000 '20-25

CREW: REQUIRE HARNESS (2889675) AND HARNESS EXTENSION (2890067), EACH SOLD SEPARATELY



NEW REVERSE LIGHT HARNESS P

» 2889679

XP 1000 '17-25, CREW XP 1000 '18-25, CREW 1000 '20-25, 1000 '20-25, XP KINETIC '23-24

REVERSE WARNING ALERT P

- Automatically activated whenever the vehicle is put in reverse

» 2883246

XP 1000 '18-25, CREW XP 1000 '19-25, CREW 1000 '20-25, 1000 '20-25, XP KINETIC '23-24

TOP SELLER HORN P

» 2882764

XP 1000 '18-25, CREW XP 1000 '19-25, CREW 1000 '20-25, 1000 '20-25, XP KINETIC '23-24

UPPER SWITCH PANEL LIGHT BAR HARNESS*

- Required for Upper Switch Panel installation

» 2889675

» EXTENSION • 2890067

XP 1000 '18-25, CREW XP 1000 '18-25, 1000 '20-25, CREW 1000 '20-25

*Check with your local dealer for availability.



With Polaris PULSE it's easy to add all your electrical accessories.

LEARN MORE P. 90

WINCHES



WARRANTY



FEATURES & BENEFITS

PRO HD SERIES

HD SERIES

RAPID ROPE RECOVERY

Retrieve cable 5x as fast as standard mode on other Polaris winches. Get back to riding or complete your task quicker.



NOT AVAILABLE

AUTO STOP TECHNOLOGY

Auto Stop technology protects and extends the life of your winch by automatically stopping the winch at the end of pull to prevent over-spooling.



ADD AUTO STOP UPGRADE
2889690
SYNTHETIC ROPE REQUIRED

PREMIUM SYNTHETIC ROPE

Lightweight, extremely strong and flexible 50 ft long rope stands up to any tough job.



ADD SYNTHETIC ROPE
2879187

WIRELESS REMOTE

Operate your winch wirelessly from within 50 ft of the vehicle.



TOP SELLER
ADD WIRELESS REMOTE
2883455

MODEL

6,000 LB.

4,500 LB.

4,500 LB.

XP 1000/CREW '19-25
1000/CREW '20-25

NON EPS RANGER 1000 REQUIRES FRONT BUMPER

XP KINETIC '23-24

TOP SELLER
2889693

TOP SELLER
2889694
High-Mounted
2889272

TOP SELLER
2889695

UPGRADE YOUR CONTROLS HD OR PRO HD WINCHES

DASH WINCH SWITCH KIT

- Allows user to add a dash switch as an additional means to control winch
- Can be used with all winches and are compatible with other control methods (wireless/wired)

» 2889050

XP 1000 '18-25, CREW XP 1000 '19-25, CREW 1000 '20-25, 1000 '20-25, XP KINETIC '23-24

TOP SELLER POWER CONTROLLER

- Control your winch and plow hydraulics directly from the shift knob

» 2883247

XP 1000 '18-25, CREW XP 1000 '19-25, CREW 1000 '20-25, 1000 '20-25, XP KINETIC '23-24

REQUIRES WINCH ADAPTER (2884159), SOLD SEPARATELY, WHEN USING A WINCH FOR LIFTING DEVICE

WIRED REMOTE CONTROL

- Must order remote handle and socket together
- » REMOTE HANDLE • 4013466
- » SOCKET • 4017102

REPLACEMENT PARTS

SYNTHETIC ROPE

- » 4,500 LB. • 2879187
- » 6,000 LB. • 2879188



PROTECTION

FRONT



INSTALLS DIRECTLY TO STOCK BUMPER









1 3/4" DIAMETER STEEL TUBE CONSTRUCTION

REAR



CAN BE USED IN CONJUNCTION WITH A TOW HITCH



STANDARD BRUSHGUARDS TOP SELLER

- To use Front Bumper with RIDE COMMAND and Front Camera, Accessory Bumper Hardware (2207941) is required
- » FRONT • 2890232

XP 1000 '25, CREW XP 1000 '25
FRONT BRUSHGUARD DOES NOT FIT HIGH LIFTER MODELS
- » REAR • 2882529

XP 1000 '18-25, CREW XP 1000 '19-25, CREW 1000 '20-25, 1000 '20-25, XP KINETIC '23-24
- » FRONT • 2882531

XP 1000 '18-24, CREW XP 1000 '19-24, CREW 1000 '20-25, 1000 '20-25, XP KINETIC '23-24
FRONT BRUSHGUARD DOES NOT FIT HIGH LIFTER MODELS
- » ACCESSORY BUMPER HARDWARE • 2207941

FOR USE ON VEHICLES WITH RIDE COMMAND AND FRONT CAMERA
- 1000 NON-EPS VEHICLES REQUIRE FRONT BUMPER: 2884123

HD BRUSHGUARDS

- Increased protection over stock bumper with integrated mounting locations for accessories and lights (sold separately) with a durable matte black finish
 - Easy installation with included mounting hardware
 - Additional 36" storage area for recovery equipment
- » FRONT • 2885105

XP 1000 '18-25, CREW XP 1000 '19-25, CREW 1000 '20-25, 1000 '20-25, XP KINETIC '23-24
FRONT BRUSHGUARD DOES NOT FIT HIGH LIFTER MODELS
- » REAR • 2884217

REAR: RECOMMENDED WITH RIGID® OR PRO ARMOR POD LIGHTS FOR UPGRADED LIGHTING

ROCK GUARDS

ROCK GUARD WITH STEP

- Reliable, hard-working protection for edges of vehicle
- Integrated step with boot scraper helps keep interior clean
- Mounts directly to the frame, instead of underneath, for maximum ground clearance
- Steel construction with black e-coat and durable black powder-coated finish

- » TOP SELLER 3-SEAT • 2882530

XP 1000 '18-25, 1000 '20-25
- » CREW • 2883398

CREW XP 1000 '19-25, CREW 1000 '20-25



MUD GUARDS

MUD GUARDS


- Attaches under the bed to protect underside of bed, engine components and under seat area of vehicle from mud build up
- Allows for easier vehicle cleaning and less debris build up



- » RANGER 1000 2889639
- 1000 '20-25, CREW 1000 '20-25



- » RANGER XP 1000 NORTHSTAR EDITION 2889689
- XP 1000 NORTHSTAR '18-25, CREW XP 1000 NORTHSTAR '19-25



- » RANGER XP 1000 2889640
- XP 1000 '18-25, CREW XP 1000 '19-25

HIGH-MOUNTED FRONT BRUSHGUARD

- Increased protection over stock bumper
- Offers a higher winch mounting position which allows for easier access when used in deep mud
- Not compatible with Polaris plow systems

- » 2889271
- XP 1000 '18-25, CREW XP 1000 '19-25, CREW 1000 '20-25, 1000 '20-25, XP KINETIC '23-24
HIGH-MOUNTED HD 4,500 LB. WINCH (2889272), SOLD SEPARATELY, RECOMMENDED WHEN BRUSHGUARD IS INSTALLED

HIGH-MOUNTED HD 4,500 LB. WINCH

- Provides outstanding performance and versatile pulling power
- The elevated mounting position allows for easier access when used in deep mud

- » 2889272
- XP 1000 '18-25, CREW XP 1000 '19-25, CREW 1000 '20-21, 1000 '20-25, XP KINETIC '23-24



A-ARMS



HIGH CLEARANCE A-ARMS

- Valuable, reliable protection for vital front suspension components exposed to the rigors of off-road environments
- Strong, durable, lightweight polyethylene construction withstands off-road impacts to protect the A-Arms

- » FRONT • 2889269

XP 1000 '18-25, CREW XP 1000 '19-25, CREW 1000 '20-25, 1000 '20-25, XP KINETIC '23-24
- » REAR • 2889270

XP 1000 '18-25, CREW XP 1000 '19-25, CREW 1000 '20-25, 1000 '20-25, XP KINETIC '23-24

FRONT BRUSHGUARD 1000 ONLY

- Increased protection over stock bumper
- Sturdy stamped steel and tube construction
- Integrated mounting positions for plow and winch accessories

- » 2889330
- CREW 1000 '20-25, 1000 '20-25
REQUIRED TO INSTALL WINCH/PLOW ON NON EPS RANGER 1000

ACCESSORY BUMPER HARDWARE

- Required when using a front camera as well as an Upper Front Bumper or Hood Rack

- » 2889659
- XP KINETIC '23-24



POLY A-ARM GUARDS

- Strong, 1/4" thick, durable, lightweight HMW (high molecular weight) polyethylene construction helps protect against off-road impacts
- Molded specifically for the RANGER XP 1000 & 1000 front suspension for a sure fit and low-profile presence
- Easy bolt-on design with mounting hardware included

- » FRONT • 2882784

XP 1000 '18-25, CREW XP 1000 '19-25, CREW 1000 '20-25, 1000 '20-25, XP KINETIC '23-24
WILL NOT FIT ARCHED A-ARM MODELS
- » REAR • 2882787

XP 1000 '18-25, CREW XP 1000 '19-25, CREW 1000 '20-25, 1000 '20-25, XP KINETIC '23-24
WILL NOT FIT ARCHED A-ARM MODELS

2025 MODELS
AUDIO



JBL® has brought music to life in a way people can feel for over 70 years. Unleash the power of music so you can live life to the fullest wherever and whenever. Purpose-built to stand up to any outdoor environment and to handle the toughest jobs.



WE PARTNERED WITH JBL® TO CREATE THE
HIGHEST PERFORMING AUDIO
SYSTEM, SPECIFICALLY
DESIGNED FOR RANGER.



JBL® TRAIL PRO 2000 AUDIO KIT

- All-in-one solution for high performance sound
 - Premium quality Bluetooth®, USB, AM/FM/WB radio
 - Built-in **100 Watt** four channel amplifier
 - Two off-road grade 6.5" speakers with titanium PEI dome tweeters and polypropylene carbon fiber cones
- » 2890225
XP 1000 '25, CREW XP 1000 '25, 1000 '25, CREW 1000 '25
COMPATIBLE WITH PREMIUM AND NORTHSTAR PREMIUM TRIMS FOR XP 1000 ONLY



JBL® TRAIL PRO 4100 REAR AUDIO UPGRADE

- Upgrade kit for factory installed or accessory JBL® Trail Pro 2000 Audio Kit
 - Additional speakers and subwoofers to create an immersive in-cab audio experience
 - Two 6.5" coaxial speakers with titanium dome tweeters and 4" speakers with polypropylene cones and audio outputs to drive additional speakers
 - High impact 10" subwoofer **450 Watt** and **300 watt** amplifier
- » 2890226
XP 1000 '25, CREW XP 1000 '25
COMPATIBLE WITH PREMIUM & NORTHSTAR TRIMS ONLY
REQUIRES JBL® TRAIL PRO 2000 AUDIO KIT (2890225) OR JBL® TRAIL PRO 2000 ULTIMATE UPGRADE KIT (2890287), EACH SOLD SEPARATELY



JBL® TRAIL PRO 2000 ULTIMATE UPGRADE KIT

- Two 6.5" rear dash mounted speakers with titanium PEI dome tweeters and polypropylene carbon fiber cones
 - Includes front and rear cameras, and display mount for the 7" Display powered by RIDE COMMAND
 - Easy install and seamless integration
 - Waterproof for reliable power and sound quality
- » 2890287
XP 1000 '25, CREW XP 1000 '25, 1000 '25, CREW 1000 '25
COMPATIBLE WITH PREMIUM & NORTHSTAR PREMIUM TRIMS ONLY



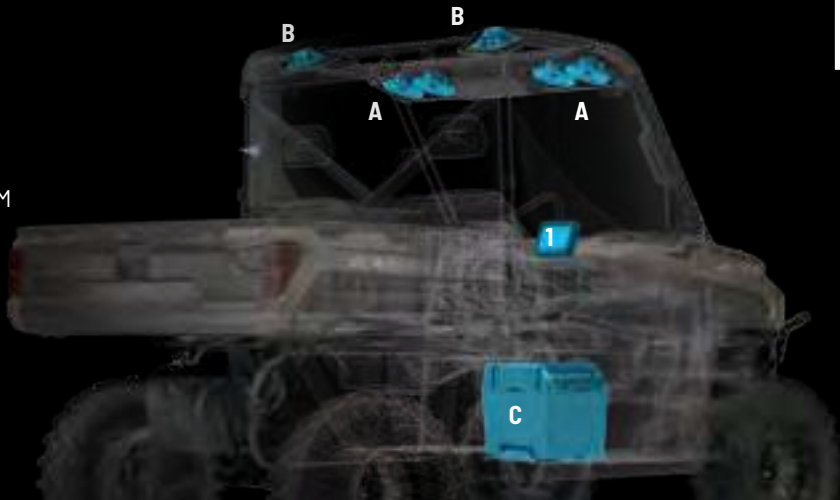
7" DISPLAY MOUNT KIT WITH CAMERAS & AUDIO

- Mount the 7" Display powered by RIDE COMMAND, seamlessly into the dash for perfect fit and finish
 - Includes mount, hardware, wiring harness and front and rear cameras
- » 2890286
1000 '25, 1000 EPS '25
COMPATIBLE WITH PREMIUM TRIMS ONLY

2024 & OLDER MODELS

AUDIO

BUILD YOUR AUDIO SYSTEM



MBQUART®



BUILD YOUR SOUND WITH RIDE COMMAND

STEP 1

ADD HEAD UNIT

7" DISPLAY POWERED BY RIDE COMMAND

2884072

SEE P. 88 FOR MORE INFORMATION

STEP 2

ADD MOUNT

2890286

XP 1000 '22-24, CREW XP 1000 '22-24,
CREW 1000 '22-24, 1000 '22-24,
XP KINETIC '23-24

OR

2889310

XP 1000 '22-24, CREW XP 1000 '22-24,
CREW 1000 '22-24, 1000 '22-24,
XP KINETIC '23-24
FOR NORTHSTAR AND ALL OTHER MODELS
WITHOUT 900 WATT

STEP 3

UPGRADE AUDIO BY ADDING VISOR OR DASH AUDIO

OPTION 1 VISOR AUDIO

A. OVERHEAD VISOR
SPEAKERS

2882891

HARNESS REQUIRED

TOP SELLER 2882904

CREW MODELS REQUIRE
ADDITIONAL 2883231

B. REAR OVERHEAD SPEAKERS

TOP SELLER 2882876

XP 1000 '18-24, CREW XP 1000 '19-24, CREW 1000 '20-24,
1000 '20-24, XP KINETIC '23-24

C. 10" MAXBOOST SUBWOOFER

2884233

XP 1000 '18-24, CREW XP 1000 '19-24, XP KINETIC '23-24
WITH 900 WATT STATOR
NOT COMPATIBLE WITH UNDER SEAT DRY STORAGE
(2882891) INSTALLED

OPTION 2 DASH AUDIO

AUDIO DASH SPEAKERS

TOP SELLER 2883956

XP 1000 '19-24, CREW XP 1000 '19-24,
CREW 1000 '20-24, 1000 '20-24,
XP KINETIC '23-24

B. REAR OVERHEAD SPEAKERS

TOP SELLER 2882876

XP 1000 '18-24, CREW XP 1000 '19-24, CREW 1000 '20-24,
1000 '20-24, XP KINETIC '23-24

C. 10" MAXBOOST SUBWOOFER

2884233

XP 1000 '18-24, CREW XP 1000 '19-24, XP KINETIC '23-24
RANGER MODELS WITH RIDE COMMAND PACKAGE REQUIRE
ADAPTER HARNESS (2883232), SOLD SEPARATELY
RANGER MODELS WITHOUT RIDE COMMAND USE
MAX BOOST 10" 250 WATT SUBWOOFER (2882890), SOLD SEPARATELY
NOT COMPATIBLE WITH UNDER SEAT DRY STORAGE
(2882891) INSTALLED

AUDIO DASH SPEAKERS INCLUDE BUILT-IN FOUR CHANNEL AMPLIFIER (40-WATTS) AND TWO OFF-ROAD GRADE 5.25" SPEAKERS

VISIT [POLARIS.COM/SHOPRANGER](https://polaris.com/shopranger)
FOR FITMENT FOR YOUR SPECIFIC
MODEL & YEAR

DOWNLOAD THE
POLARIS MOBILE APP



CHECK FOR FEATURE
ENHANCEMENTS & UPDATES AT
[RIDECOMMAND.POLARIS.COM](https://ridecommand.polaris.com)



1 CHOOSE A HEAD UNIT

Control all aspects of your sound system. Choose what to listen to and how loud.

DASH STEREO



USE AS IS OR ADD ADDITIONAL SPEAKERS

VISOR STEREO



COMES WITH OVERHEAD VISOR SPEAKERS (AT RIGHT)
USE AS IS OR ADD ADDITIONAL SPEAKERS

160 WATT, WATERPROOF AM/FM BLUETOOTH®
AUDIO SYSTEM **TOP SELLER**

- All-in-one solution for giving your vehicle a performance-ready sound system
- USB input, Bluetooth® 4.0 compatible, Apple® Control, AM/FM tuner
- Built-in four channel amplifier (40-watts x 4)
- Two off-road grade 5.25" speakers with titanium dome tweeters and polypropylene cones

» 2882750

XP 1000 '18-24, CREW XP 1000 '19-24, CREW 1000 '20-24, 1000 '20-24, XP KINETIC '23-24

300 WATT AM/FM, BLUETOOTH® AUDIO VISOR
WITH FOUR 6.5" WATERPROOF SPEAKERS **TOP SELLER**

- One-step solution for off-road audio
- USB input, Bluetooth® 4.0 compatible, Apple® Control, AM/FM tuner
- 300-Watt four channel amplifier (75 watts x 4)
- Four 6.5" coaxial speakers with titanium dome tweeters and polypropylene cones
- Audio outputs to drive additional speakers
- Four Accessory knocks outs

» 2882888

XP 1000 '18-24, CREW XP 1000 '19-24, CREW 1000 '20-24, 1000 '20-24, XP KINETIC '23-24
NOT COMPATIBLE WITH 7" DISPLAY POWERED BY RIDE COMMAND

2 ADD SPEAKERS - MIX AND MATCH

STANDARD WITH VISOR STEREO



300 WATT OVERHEAD AUDIO
VISOR SPEAKERS

- Built-in 300-Watt amplifier (75-watt x 4 channels)
- Four 6.5" speakers located in the overhead
- Waterproof system for reliable power and sound quality

» 2882891

XP 1000 '18-24, CREW XP 1000 '19-24,
CREW 1000 '20-24, 1000 '20-24, XP KINETIC '23-24



REAR OVERHEAD SPEAKERS **TOP SELLER**

- Two 6.5" rear roof mounted speakers with titanium dome tweeters and polypropylene cones
- Easy install
- Waterproof system for reliable power and sound quality

» 2882876

XP 1000 '18-24, CREW XP 1000 '19-24,
CREW 1000 '20-24, 1000 '20-24, XP KINETIC '23-24



MAX BOOST 10" 250 WATT
SUBWOOFER **XP 1000 ONLY**

- Built-in 250-watt amplifier powering 10" waterproof subwoofer
- Fits RANGER XP 1000 with flip-up passenger seat

» 2882890

XP 1000 '18-24, CREW XP 1000 '19-24, XP KINETIC '23-24
NOT COMPATIBLE WITH 7" DISPLAY POWERED BY RIDE COMMAND
NOT COMPATIBLE WITH UNDER SEAT DRY STORAGE
(2882891) INSTALLED

3 MAKE IT WORK

REQUIRED WITH VISOR STEREO
SPEAKERS & HEAD UNIT

POLARIS PULSE ROOF 6 **TOP SELLER**

- Required with Visor Stereo (2882888)
- Required to add Visor Speakers (2882891)

» 2882904

XP 1000 '18-24, CREW XP 1000 '19-24,
CREW 1000 '20-24, 1000 '20-24, XP KINETIC '23-24

CREW MODELS

CREW EXTENSION

- Required for all Crew models where Polaris PULSE Roof 6 (2882904) is required

» 2883231

CREW XP 1000 '19-24, CREW 1000 '20-24

ADDITIONAL OPTIONS

GEOFENCING KIT **1000 ONLY**

- Keep vehicle operators safe by quickly setting and controlling ride boundaries such as speed limits within and outside the geofenced area
- Make sure operators are riding at the appropriate speed for their experience and terrain by setting a max speed from your Polaris app
- Activate passcode protection and to have full control of who and when the vehicle is being operated
- Patented technology

» 2884779

CREW 1000 '20-24, 1000 '20-24

STORAGE




BRING IT ALL. BRING IT ON:

From opposite sides of the globe, some of the most capable machines in the off-road world meet a trusted outdoor adventure brand to deliver industry-exclusive, purpose-built roof racks, bed racks and attachments that help RANGER riders get the job done.



PICK YOUR RACK



REAR BED RACK / ROOF RACK, SMALL

- Install either in the bed or on the roof of the vehicle (mounts sold separately)
- A durable backbone provides a secure vehicle attachment
- An innovative attachment system allows for easy accessory install
- 75 lb weight capacity per rack

» 2889236
XP 1000 '18-25, 1000 '20-25, XP KINETIC '23-24

ROOF RACK, LARGE

- Install on the roof of the vehicle (mount sold separately)
- A durable backbone provides a secure vehicle attachment
- An innovative attachment system allows for easy accessory install
- 150 lb weight capacity

» 2889237
CREW XP 1000 '19-25, CREW 1000 '20-25

PICK YOUR MOUNT



REAR BED RACK MOUNT

» 2889235
XP 1000 '18-25, 1000 '20-25, CREW XP 1000 '19-25, CREW 1000 '20-25, XP KINETIC '23-24



ROOF RACK MOUNT

» 3-SEAT • 2889233
XP 1000 '18-25, 1000 '20-25, XP KINETIC '23-24

» CREW • 2889234
CREW XP 1000 '19-25, CREW 1000 '20-25



MAXIMIZE YOUR RIDE



BUILD THE ULTIMATE UTILITY VEHICLE



BUILT FOR THE LONG HAUL

ACCESSORIZE IT



SPARE TIRE HOLDER

- Transport a spare tire outside the vehicle
 - Easily mounts to the Rhino-Rack® Rear Bed Rack (2889590), sold separately
- » 2889529
XP 1000 '18-25, CREW XP 1000 '19-25, CREW 1000 '20-25, 1000 '20-25, XP KINETIC '23-24



HIGH-LIFTING JACK MOUNT

- Simple, quick install with durable brackets
 - Rugged, non-corrosive powder-coated steel stands up to the harshest conditions
- » 2889533
XP 1000 '18-25, CREW XP 1000 '19-25, CREW 1000 '20-25, 1000 '20-25, XP KINETIC '23-24



J-STYLE KAYAK HOLDER

- Transport a kayak or canoe on the roof of your vehicle
- » 2889883
XP 1000 '18-25, CREW XP 1000 '19-25, CREW 1000 '20-25, 1000 '20-25, XP KINETIC '23-24
REQUIRES ACCESSORY BARS (2889884), SOLD SEPARATELY



TRACTION BOARD MOUNTS

- Strong, durable and easy to attach
 - Traction boards sold separately
- » 2889530
XP 1000 '18-25, CREW XP 1000 '19-25, CREW 1000 '20-25, 1000 '20-25, XP KINETIC '23-24



MULTI-PURPOSE TOOL HOLDER

- Carry and protect tools, paddles and more
 - Ratchet-locking mechanism for quick release and rubber inserts that secure gear into place
- » 2889528
XP 1000 '18-25, CREW XP 1000 '19-25, CREW 1000 '20-25, 1000 '20-25, XP KINETIC '23-24



ACCESSORY BARS

- Offers horizontal fitment to allow other accessories to be attached to the Rhino-Rack® platforms
- » 2889884
XP 1000 '18-25, CREW XP 1000 '19-25, CREW 1000 '20-25, 1000 '20-25, XP KINETIC '23-24



FISHING ROD HOLDER

- Convenient, locking carrier can transport five fishing rods safely and securely on a roof rack
 - Doubles as a ski/snowboard carrier
- » 2889729
XP 1000 '18-25, CREW XP 1000 '19-25, CREW 1000 '20-25, 1000 '20-25, XP KINETIC '23-24



EYELET TIE-DOWNS

- Attach in multiple locations on the platform for additional tie-down points
 - Anti-corrosive, galvanized steel for heavy duty strength
 - Includes one set with hardware (straps not included)
- » 2889527
XP 1000 '18-25, CREW XP 1000 '19-25, CREW 1000 '20-25, 1000 '20-25, XP KINETIC '23-24



GUN MOUNTING BRACKET

- Mount Kolpin Stronghold Gun Boots to Rhino-Rack® systems when paired with Auto-Latch Mount (2889931), sold separately
- » 2889327
XP 1000 '18-25, CREW XP 1000 '19-25, CREW 1000 '20-25, 1000 '20-25, XP KINETIC '23-24



CARGO CORNER BRACKETS

- Mount a NorthStar cooler or toolbox to the platform and save space inside the vehicle (straps not included)
 - A unique, anti-rotation nut offers maximum security
- » 2889531
XP 1000 '18-25, CREW XP 1000 '19-25, CREW 1000 '20-25, 1000 '20-25, XP KINETIC '23-24



200 L LUGGAGE BAG

- Carry bulky, lightweight gear in this tear- and weather-resistant canvas bag
- » 2889881
XP 1000 '18-25, CREW XP 1000 '19-25, CREW 1000 '20-25, 1000 '20-25, XP KINETIC '23-24



FLAG BRACKET

- Securely mount flags or whips to Rhino-Rack® platform
 - Adjustable bracket with 180-degree folding design
 - Includes installation hardware
- » 2891228
XP 1000 '18-25, CREW XP 1000 '19-25, CREW 1000 '20-25, 1000 '20-25, XP KINETIC '23-24



NEW LIGHT BAR MOUNT

» 2891354
XP 1000 '18-25, CREW XP 1000 '19-25, CREW 1000 '20-25, 1000 '20-25, XP KINETIC '23-24



NEW CUBE LIGHT MOUNT

» 2891355
XP 1000 '18-25, CREW XP 1000 '19-25, CREW 1000 '20-25, 1000 '20-25, XP KINETIC '23-24

*Always read and follow the owner's manual and on-vehicle labels for prohibited items.

STORAGE



Exclusive to Polaris, Lock & Ride accessories let you quickly change from one task to another with hundreds of options.

With the flip of a lever, Lock & Ride plungers use outward pressure to expand for secure fit.



75+ COMBINATIONS
TO MAKE IT YOUR OWN

With a full line of Lock & Ride accessories, you can haul more and do more. Use the chart below to see what combinations work together.



300 LB. REAR CARGO BOX WINCH

- 300 lb. pull force winch that mounts to rear headache rack
- Allows for easy loading of big game or other large and heavy items in the bed

» 2889705

XP 1000 '18-25, CREW XP 1000 '19-25, CREW 1000 '20-25, 1000 '20-25, XP KINETIC '23-24

REQUIRES LOCK & RIDE HEADACHE RACK (2890233), SOLD SEPARATELY



FRONT BRUSHGUARD STORAGE RACK

- Allows extra storage space in front of your vehicle
- Accommodates a Polaris Northstar 30 Quart Cooler or similar sized items
- Attaches and removes easily
- Mounts to existing plow mounting points

» 2883971

XP 1000 '18-25, CREW XP 1000 '19-25, CREW 1000 '20-25, 1000 '20-25, XP KINETIC '23-24

NOT COMPATIBLE WITH BIG GAME OR WATERFOWL MODELS (NO FACTORY PLOW MOUNTS)



HEADACHE RACK TOP SELLER

- Lightweight and heavy-duty rack protects the cab of your RANGER and lets you haul even more

» 2890233

XP 1000 '17-25, CREW XP 1000 '18-25, CREW 1000 '20-25, 1000 '20-25, XP KINETIC '23-24



CARGOMAX SYSTEM

- Comes standard with a support bar that ties the two sides together for a sturdy cargo hold
- Designed to attach to the Lock & Ride Tip-Down Headache Rack for additional support and three-sided containment
- Adjustable utility hooks provide more options for hanging tools, cords or gear

» 2882177

XP 1000 '17-25, CREW XP 1000 '18-25, CREW 1000 '20-25, 1000 '20-25, XP KINETIC '23-24



FRONT HOOD STORAGE RACK

- Front curve helps keep cargo in place when traveling
- Provides additional protection
- Fully integrated pivots to gain under-hood access
- Requires Accessory Bumper Hardware (2207941), sold separately, when used with 7" Display powered by RIDE COMMAND

» 2890583

XP 1000 '18-25, CREW XP 1000 '19-25, CREW 1000 '20-25, 1000 '20-25, XP KINETIC '23-24

DOES NOT FIT WITH UPPER FRONT BRUSHGUARD (2890232)

REQUIRES ACCESSORY BUMPER HARDWARE (2207941), SOLD SEPARATELY, TO WORK WITH FRONT CAMERA



REAR SEAT STORAGE - CREW

- Attaches easily to the rear of the front seat in your crew vehicle
- Provides storage pockets for a variety of items, ensuring they're always within reach

» 2889268

CREW XP 1000 '18-25, CREW 1000 '20-25



BED EXTENDER/DIVIDER

- Extend or divide the cargo box
- Installs in any location in the box
- Multiple tie-down points available to secure cargo



» 2882752

XP 1000 '18-25, CREW XP 1000 '19-25, CREW 1000 '20-25, 1000 '20-25, XP KINETIC '23-24



SPARE TIRE CARRIER

- Includes one spare tire carrier
- Quick installation
- Tire carrier mounts to the rear cab to keep cargo bed free and easily accessible
- Maximum tire size supported is 30"

» 2889193

XP 1000 '18-25, CREW XP 1000 '19-25, CREW 1000 '20-25, 1000 '20-25, XP KINETIC '23-24

POLARIS RANGER STORAGE MATRIX 1000 / XP 1000 / XP KINETIC 570 FULL-SIZE	Headache Rack	CargoMax System	Bed Extender/Divider	Storage Box	Tool Rack	Chainsaw Mount	60 Gallon Boomless Utility Sprayer	300 lb. Rear Cargo Box Winch	Front Brushguard Storage Rack	Cargo Bed Mat	RHINO-RACK® Roof Rack - 3-Seat	RHINO-RACK® Bed Rack - 3-Seat & Crew	RHINO-RACK® Roof Rack - Crew
	2890233	2882177	2882752	2883279	2881533	2879354	2879799	2889705	2883971	2882751	2889236	2889236	2889237
Headache Rack	2890233	✓	✓	✓		✓	✓	✓	✓	✓	✓		✓
CargoMax System	2882177	✓		✓ ²					✓	✓	✓		✓
Bed Extender/Divider	2882752	✓		✓	✓	✓		✓	✓	✓	✓		✓
Storage Box	2883279	✓	✓ ¹		✓	✓		✓	✓	✓	✓		✓
Tool Rack	2881533		✓	✓		✓		✓	✓	✓	✓		✓
Chainsaw Mount	2879354	✓	✓	✓	✓		✓	✓	✓	✓	✓		✓
60 Gallon Boomless Utility Sprayer	2879799	✓				✓		✓	✓	✓	✓		✓
300 lb. Rear Cargo Box Winch	2889705	✓	✓	✓	✓	✓			✓	✓	✓		✓
Front Brushguard Storage Rack	2883971	✓	✓	✓	✓	✓	✓	✓		✓	✓	✓	✓
Cargo Bed Mat	2882751	✓	✓	✓	✓	✓	✓	✓	✓		✓	✓	✓
RHINO-RACK® Roof Rack - 3-Seat	2889236	✓	✓	✓	✓	✓	✓	✓	✓	✓		✓	
RHINO-RACK® Bed Rack - 3-Seat & Crew	2889236								✓	✓	✓		✓
RHINO-RACK® Roof Rack - Crew	2889237	✓	✓	✓	✓	✓	✓	✓	✓	✓	✓	✓	

¹ Storage box at front of cargo box if not used with Tip-down Headache Rack ² Storage box at front of cargo box

QUICKSTRAP

- The quickest and most secure way to mount Polaris accessories
- Sold as a pair

» 2882187

ALL COOLERS, RANGER CARGO BOXES



D-RINGS

- The most versatile Lock & Ride accessory - add as many as you need to secure your cargo with bungee cords or straps

» 2881545

ALL RANGER CARGO BOXES



1.5" x 15' 5,500 LB RATCHET STRAP

- Heavy-duty webbing
- 5,500 lb. maximum load / 1,833 lb. working load
- 2 Pack

» 2884031

2" x 20' 10,000 LB RATCHET STRAP

- Heavy-duty webbing
- 10,000 lb. maximum load / 3,300 lb. working load
- Floating D-Rings and Double J-Hooks

» 2884032

MISC ACCESSORIES

SPRAYERS

SPRAYERS:

- 45 or 60 gallon tank
- 5" tank lid and tether
- 4.5 GPM pump
- 5' SAE 2 lead wire harness
- 8' wire harness with battery clips
- Steel frame
- Lock & Ride MAX quick attachments
- Aluminum slides to secure frame in box
- Deluxe spray wand
- 25 feet of 3/8" hose
- Hose wrap brackets
- 3/4" clear opening tank drain and shutoff valve

BOOM KITS:

- 2" receiver hitch boom support
- Hitch clamp to tighten 2" support
- Adjustable height boom
- (7) 0.3" air induction extended range nozzles- blue
- 1" steel tube folding boom
- 5' of 3/8" hose with quick connect

BROADCAST KITS:

- Over the tailgate boom support bracket
- Adjustable height boom
- 3 nozzle broadcast spray nozzles
- 5' of 1/2" hose with quick connect



BROADCAST KIT



BOOM KIT

45 GALLON UTILITY SPRAYER

- » SPRAYER • 2891270
- » BOOM KIT • 2891272
- » BROADCAST KIT • 2891273

ALL RANGER MODELS

65 GALLON UTILITY SPRAYER

- » SPRAYER • 2891271
- » BOOM KIT • 2891272
- » BROADCAST KIT • 2891273

ALL RANGER MODELS



BED ESSENTIALS



NEW
OFF-ROAD TOOL KIT BY CRUZTOOLS®

- » 2890429
- XP 1000 '17-25, CREW XP 1000 '18-25, CREW 1000 '20-25, 1000 '20-25, XP KINETIC '23-24



FIRE EXTINGUISHER HOLDER

- Only holds a 3.25" diameter extinguisher
- Quick release strap allows for easy use
- » 2882158
- XP 1000 '17-25, CREW XP 1000 '18-25, CREW 1000 '20-25, 1000 '20-25, XP KINETIC '23-24



CARGO BED MAT

- Non-slip surface to better secure loads and keep cargo bed clean
- » 2882751
- XP 1000 '18-25, CREW XP 1000 '19-25, CREW 1000 '20-25, 1000 '20-25, XP KINETIC '23-24



ELECTRONIC CARGO BOX LIFT

- » 2884141
- XP 1000 '18-25, CREW XP 1000 '19-25, CREW 1000 '20-25, 1000 '20-25, XP KINETIC '23-24

TOW & HAUL



TRAILER BALLS

- » 2" WITH 3/4" SHANK 2837603
- » 1 7/8" WITH 3/4" SHANK 2837602



2" BALL MOUNT

- » 2" RECEIVER 2875320



3:1 HITCHES

- » 2" x 2" RECEIVER 2830522
- » 1 1/4" x 1 1/4" RECEIVER 2830523
- » 1 7/8" REPLACEMENT BALL 2830524



FRONT RECEIVER HITCH

- » 2" WITH 3/4" SHANK 2884692

TASK-SPECIFIC TOOLS

TOOL RACK

- Attach on the inside or outside of the cargo bed
- » 2881533
- XP 1000 '17-25, CREW XP 1000 '18-25, CREW 1000 '20-25, 1000 '20-25, XP KINETIC '23-24

TRASH CAN HAULER

- Receiver mounted trash can hauler that allows slow speed towing of 2 trash cans
- Ideal for hauling cans down long driveways
- » 2889876
- SP 570 '22-25, CREW SP 570 '22-25



ORGANIZE & PROTECT

STORAGE BOX

- Enough room to store all the tools you need to get the job done
- Internal organizational dividers keep gear from rolling around
- Easily detaches from vehicle
- » 2883279
- XP 1000 '17-25, CREW XP 1000 '18-25, CREW 1000 '20-25, 1000 '20-25, XP KINETIC '23-24



DO MORE:



COOLERS P. 96



HUNT P. 94



COLD WEATHER P. 82



LIGHTING P. 86

RANGER XP KINETIC

THE POWER

TO DO MORE

DO MORE THAN EVER BEFORE with the full-size electric RANGER. Unmatched horsepower and instant torque means more power than ever before to precisely pull, haul more, and get more done. The industry's strongest drivetrain delivers lower maintenance costs and more uptime to get the job done. Plus, the quiet electric powertrain enables easy conversations while riding and stealthy trips to hunting spots.



FRONT CAMERA FOR RIDE COMMAND TECHNOLOGY

- Provides additional vantage point
- Front-mounted camera to help with plowing and other tasks

» 2889662
XP KINETIC '23-24



DUAL CHARGER HARNESS

- Required for installation of a 3kW On-Board Charger on XP Kinetic Premium trims

» 2889704
XP KINETIC '23-24



IN-CAB HEATER AND DEFROST KIT

- Instant heat, no more waiting for engine to warm up
- Easily control the climate inside your cab in any season
- Helps defrost windshields and keep you warm or cool
- Three different fan speeds
- Heat and fan dash-mounted controls
- Manual vents

» 2889449
XP KINETIC '23-24
REQUIRES HIGH VOLTAGE BUSBAR (2889667), SOLD SEPARATELY



HIGH VOLTAGE BUSBAR

- Required for adding heater or other high voltage accessories such as upgraded chargers

» 2889667
XP KINETIC '23-24



ACCESSORY BUMPER HARDWARE

- Required when using a front camera as well as an upper front bumper or hood rack

» 2889659
XP KINETIC '23-24



TRIPLE CHARGER HARNESS

- Required for installation of a 3kW On-Board Charger on XP Kinetic Ultimate trims

» 2889486
XP KINETIC '23-24



3kW ON-BOARD CHARGER

- Provides additional 3kW charge so you can save time and get more done with your RANGER
- Increases charge rate while decreasing charge time when connected to appropriate in home charger for more efficiency
- Maximum charge of 6kW on Premium trims and 9kW on Ultimate trims
- Upgraded Level 2 EVSE + 240V outlet required for optimal charging for Ultimate trim with 9kW upgrade
- Pair with WallboxSM Pulsar Plus for optimal charging for Ultimate trim with 9kW upgrade

» 2889661
XP KINETIC '23-24
ULTIMATE TRIM: REQUIRES HIGH VOLTAGE BUSBAR (2889667) AND TRIPLE CHARGER HARNESS (2889486), EACH SOLD SEPARATELY
PREMIUM TRIM: REQUIRES HIGH VOLTAGE BUSBAR (2889667) AND DUAL CHARGER HARNESS (2889704), EACH SOLD SEPARATELY




WALLBOXSM PULSAR PLUS

- For RANGER XP Kinetic Ultimate trims only
- Achieve full charge in as little as 3.5 hours when paired with a 240V outlet

» 2890040
XP KINETIC '23-24
ULTIMATE TRIM ONLY


MAINTENANCE PARTS & FLUIDS



POLARIS ENGINEERED PARTS AND OIL have been validated and tested extensively, specifically for your vehicle. In order to maintain the peak performance of your Polaris vehicle only use official Polaris Engineered parts and oil.



We're taking the passion of our riders, workers, and outdoor enthusiasts to the next level with HD Parts. These Heavy Duty parts are engineered for riders who want greater durability and enhanced performance. HD Parts are designed and tested to handle greater wear and tear under all weather conditions.



- A DRIVE BELT**
- » 1000 • 3211218
 - » XP 1000 • 3211186
 - » XP 1000 • **HD** • 3212358
 - » XP KINETIC • 3212327



- B BRAKE PADS**
- » FRONT • 2209279
 - » FRONT • **HD** • 2208933
 - » REAR • 2203318
 - » REAR • **HD** • 2208936



- C OIL FILTER**
- » 2540086
 - » **HD** • 2522498
 - XP KINETIC DOES NOT HAVE AN OIL FILTER



- D BATTERY**
- » 4014132-P
 - » **HD** • 4081855



- E AIR FILTER**
- » 7082265
 - 1000 / XP 1000
 - » **HD** • 7083113
 - 1000 / XP 1000



- F SPARK PLUGS**
- » 1000 • 3023571
 - » XP 1000 • 3022662

LOOKING FOR MORE SERVICE PARTS?
See P. 113 to learn how to find parts for your model.

MAINTENANCE MADE EASY



- ORV MAINTENANCE KIT**
- Includes Oil Change Kit, Gearcase Fluids, Air Filter, & Spark Plug
- » 2830556
 - XP 1000 '18-25



- OIL CHANGE KITS**
- 2.5 QT Engine Oil (oil varies by kit), 1 Oil Filter (2540086) & 1 Drain Plug Washer
- » PS-4 • 2879323
 - » PS-4 EXTREME • 2890057
 - NOT COMPATIBLE WITH XP KINETIC



- G ENGINE OIL** P. 108
- » PS-4 • 1QT • 2876244
 - » PS-4 • 1GAL. • 2876245
 - » PS-4 EXTREME • 1QT • 2889395
 - » PS-4 EXTREME • 1GAL. • 2889396
 - NOT COMPATIBLE WITH XP KINETIC



- H ANGLE DRIVE FLUID**
- For rear gearcase
- » 1QT • 2889280
 - ONLY COMPATIBLE WITH XP KINETIC



- I DEMAND DRIVE FLUID**
- For front gearcase
- » 1QT • 2877922
 - » 2.5 GAL. • 2877923



- J AGL**
- For transmission
- » 1QT • 2878068
 - » 1GAL. • 2878069
 - » EXTREME • 1QT • 2891028



- K DOT 4 BRAKE FLUID**
- » 12 OZ • 2872189



- ALL-SEASON GREASE TUBE**
- » 3 OZ • 2871322
 - » 14 OZ • 2871423

MAINTENANCE SCHEDULE*

RANGER 1000 / XP 1000

BREAK-IN MAINTENANCE

12 MONTHS

- FIRST 25 HRS | 500 MI / 800 KM**
- ENGINE OIL & OIL FILTER** CHANGE
 - FRONT GEARCASE** INSPECT FLUID
 - BRAKE PADS** INSPECT
REPLACE AS NEEDED
 - BRAKE FLUID** INSPECT
ADD FLUID AS NEEDED
 - TRANSMISSION FLUID** INSPECT
ADD FLUID AS NEEDED
- 200 HRS | 2,000 MI / 3,200 KM**
- AIR FILTER** REPLACE
 - BATTERY** TEST & CLEAN
REPLACE AS NEEDED
 - BRAKE PADS** INSPECT
REPLACE AS NEEDED
 - DRIVE BELT** INSPECT
REPLACE AS NEEDED
 - ENGINE OIL & OIL FILTER** CHANGE
- FRONT GEARCASE** CHANGE FLUID
- GENERAL LUBRICATION** ALL FITTINGS, PIVOTS, CABLES, ETC.
- SPARK PLUGS** INSPECT
REPLACE AS NEEDED
- TRANSMISSION FLUID** CHANGE FLUID

24 MONTHS

- 400 HRS | 4,000 MI / 6,400 KM**
- AIR FILTER** REPLACE
 - BATTERY** TEST & CLEAN
REPLACE AS NEEDED
 - BRAKE PADS** INSPECT
REPLACE AS NEEDED
 - BRAKE FLUID** CHANGE
 - DRIVE BELT** INSPECT
REPLACE AS NEEDED
- ENGINE OIL & OIL FILTER** CHANGE
- FRONT GEARCASE** CHANGE FLUID
- GENERAL LUBRICATION** ALL FITTINGS, PIVOTS, CABLES, ETC.
- SPARK PLUGS** INSPECT
REPLACE AS NEEDED
- TRANSMISSION FLUID** CHANGE FLUID

36 MONTHS

- 600 HRS | 6,000 MI / 9,700 KM**
- AIR FILTER** REPLACE
 - BATTERY** TEST & CLEAN
REPLACE AS NEEDED
 - BRAKE PADS** INSPECT
REPLACE AS NEEDED
 - DRIVE BELT** INSPECT
REPLACE AS NEEDED
 - ENGINE OIL & OIL FILTER** CHANGE
- FRONT GEARCASE** CHANGE FLUID
- GENERAL LUBRICATION** ALL FITTINGS, PIVOTS, CABLES, ETC.
- SPARK PLUGS** INSPECT
REPLACE AS NEEDED
- TRANSMISSION FLUID** CHANGE FLUID

RANGER XP KINETIC

EVERY 1,000 MILES

- 1,600 KM**
- BRAKE PADS** INSPECT
REPLACE AS NEEDED
 - BATTERY** TEST & CLEAN
REPLACE AS NEEDED
 - FRONT GEARCASE** CHANGE FLUID
 - GENERAL LUBRICATION** ALL FITTINGS, PIVOTS, CABLES, ETC.
 - TRANSMISSION FLUID** CHANGE FLUID

EVERY 2,000 MILES

- 3,200 KM**
- BRAKE FLUID** CHANGE
 - BRAKE PADS** INSPECT
REPLACE AS NEEDED
 - BATTERY** TEST & CLEAN
REPLACE AS NEEDED
 - FRONT GEARCASE** CHANGE FLUID
 - GENERAL LUBRICATION** ALL FITTINGS, PIVOTS, CABLES, ETC.
 - TRANSMISSION FLUID** CHANGE



FOR A COMPLETE MAINTENANCE SCHEDULE, CHECK YOUR OWNER'S MANUAL

*This is a sample maintenance schedule. Please reference and use your owners manual for full maintenance and vehicle care.

CUSTOMIZE YOUR RANGER

MAXIMIZE YOUR EXPERIENCE


**COMPRISED OF TOP SELLING
ACCESSORIES FOR YOUR MODEL,**

The Owners Essentials Package is a great place to start accessorizing your RANGER.

OWNER ESSENTIALS PACKAGE

SCAN TO SHOP
THIS PACKAGE



- | | | | | | |
|---------|--|---------|---|--|--------------------|
| 2885077 | Sport Roof - Poly** P. 64 | 2890288 | Sun Visor P. 68 | 3211218 | Drive Belt** P. 72 |
| 2885080 | Full Glass Windshield - Clear** P. 66 | 2889187 | Convex Weatherproof Rearview Mirror** P. 68 | **Standard on NorthStar Editions.
Additional recommendations for NorthStar models:
Rock Guard with Step (2889180)
& Rear Brushguard (2885087) | |
| 2879965 |  Rear Panel - Glass** P. 67 | 2885095 | Polaris HD 3,500 lb. Winch** P. 69 | | |

SHOP BY USE

PACKAGES MADE FOR
THE WAY YOU RANGER

**ADD ON TO THE OWNER ESSENTIALS
PACKAGE TO CUSTOMIZE FOR HOW
YOU USE YOUR RANGER.**

FARM PACKAGE

SCAN TO SHOP
THIS PACKAGE






- | | | | |
|---------|---|---------|---------------------|
| 2885077 | Sport Roof - Poly P. 64 | 2889538 | Headache Rack P. 70 |
| 2889187 | Convex Weatherproof Rearview Mirror P. 68 | 2889189 | Cargo Bed Mat P. 70 |
| 2885095 | Polaris HD 3,500 lb. Winch P. 69 | | |

HUNT PACKAGE

SCAN TO SHOP
THIS PACKAGE



- | | | | |
|---------|---|---------|---|
| 2889666 | Rear Headache Rack - Winch Ready P. 68 | 2884299 | RIGID® SR-Series 32" Combo LED Light Bar P. 87 |
| 2889199 |  Storage Box P. 70 | 2890053 | Light Bar Mount P. 87 |
| 2885088 |  Front Hood Storage Rack P. 70 | 2889161 | Polaris PULSE Wiring Harness - 1 LED Light Bar P. 92 |
| 2890134 | 300 Lb. Rear Cargo Box Winch P. 70 | 2882036 | Kolpin Stronghold Gun Boot XL P. 94 |
| 2889181 | Rock Guard with Step - Crew* P. 71 | 2884106 |  Kolpin Stronghold Auto-Latch Boot Mount P. 94 |

*2-Seat uses 2889180

LANDOWNER PACKAGE

SCAN TO SHOP
THIS PACKAGE



- | | | | |
|---------|---|---------|---|
| 2889189 | Cargo Bed Mat P. 70 | 2881533 |  Tool Rack P. 70 |
| 2889199 |  Storage Box P. 70 | 2889791 | Pro Armor 33" Single-Row Combo LED Light Bar P. 87 |

TRAIL PACKAGE

SCAN TO SHOP
THIS PACKAGE



- | | | | |
|---------|--|---------|--|
| 2880551 | Rear A-Arm Guards P. 71 | 2889790 | Pro Armor 31" Dual-Row Combo LED Light Bar P. 87 |
| 2889183 |  Bed Extender/Divider P. 70 | 2890053 | Light Bar Mount P. 87 |
| 2889199 |  Storage Box P. 70 | 2889161 | Polaris PULSE Wiring Harness - 1 LED Light Bar P. 92 |
| 2889181 | Rock Guard with Step - Crew* P. 71 | | *2-Seat uses 2889180 |

ROOFS



POLY FEATURES

- Water run-off
- Polaris PULSE plug and play
- Liner ready
- Lightweight



SEALED COVERAGE



REDUCE STANDING WATER



EASY AND FAST INSTALLATION

POLARIS ENGINEERED ADVANTAGES

POLY

Lightweight, durable and impact-resistant. A poly roof can take the abuse of a tight trail and still protect.



2-SEAT



CREW

PRO SHIELD CAB SYSTEMS

SPORT ROOF - POLY

- Offers reliable protection from the sun and rain
- Lightweight, durable polyethylene construction
- Simple one-time installation

- » 2-SEAT • BLACK • 2885077
SP 570 '22-25
- » CREW • BLACK • 2885078
CREW SP 570 '22-25

PREMIUM ROOF LINER

- Cut in-cab noise by 60% at idle and by 40% at 20 mph
 - One-piece liner attaches quickly and securely using push darts
 - Adds premium comfort and quieter cab ride
- » 2-SEAT (SHOWN) • 2885093
SP 570 '22-25
 - » CREW • 2885094
CREW SP 570 '22-25

DOORS

POLARIS ENGINEERED ADVANTAGES



PREMIUM FEATURES



UNPRECEDENTED VENTILATION OPTIONS



EASY AND FAST INSTALLATION

POLY

CRANK WINDOW

Has manual crank windows for airflow adjustment in the cab with a fully finished black interior and exterior panels. Has a steel tube frame with a full 360° seal to keep out dust and rain.



PRO SHIELD CAB SYSTEMS

MANUAL CRANK WINDOW DOORS

- Set of 2 doors
- » FRONT • 2885073
SP 570 '22-25, CREW SP 570 '22-25
SHOWN WITH EXTERIOR DOOR
ACCENT PANEL 2889389-795
- Set of 2 doors
- » REAR • 2885074
CREW SP 570 '22-25
SHOWN WITH EXTERIOR DOOR
ACCENT PANEL 2889390-795

CANVAS

ZIP WINDOW

Heavy-duty 23-oz durable protection with adjustable zipper ventilation and see-through bottom panel. Powder-coated steel rod door frames provide strength and enhance fit and finish.



ZIP WINDOW DOORS

- Set of 2 doors
- » FRONT • 2885075
SP 570 '22-25, CREW SP 570 '22-25
- Set of 2 doors
- » REAR • 2885076
CREW SP 570 '22-25



EXTERIOR DOOR ACCENT PANELS

- Replace stock gloss black accent panels
- Painted plastic and clear-coated for UV protection
- Install easily with a single screw
- Comes as a pair
- Compatible with poly manual crank windows doors only

- FRONT 2889389-728
- REAR 2889390-728

- FRONT 2889391-587
- REAR 2889392-587


- FRONT 2889850-902
- REAR 2889851-902

- FRONT 2889389-560
- REAR 2889390-560

- FRONT 2889389-849
- REAR 2889390-849

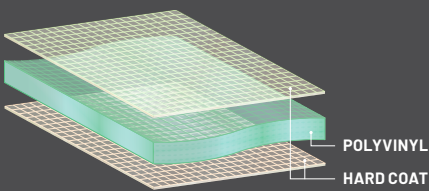
- FRONT 2889389-795
- REAR 2889390-795

WINDSHIELDS & REAR PANELS



GLASS

vs




HARD COAT POLY


Superior optical clarity (automotive level)
Scratch-resistant
Curved to fit, seals tight
Cold weather / heavy duty
Wiper ready

Lightweight, flexible, easy to store/remove
Impact-resistant
Tight seal keeps out rain and dust
30x more scratch resistant


POLARIS ENGINEERED ADVANTAGES



LOCK & RIDE
REVOLUTIONARY INSTALLATION



AIRTIGHT GASKET SEAL



VENTING OPTIONS



MULTI-FUNCTION FEATURES

WINDSHIELDS

OPEN



PRO SHIELD CAB SYSTEMS

FULL TIP-OUT WINDSHIELD - GLASS

- Tip-out design offers three positions: open, closed and vented
- Gas shocks assist in easy opening and closing
- 360° gasket for reliable protection and comfort
- Scratch-resistant automotive-style curved glass
- Interior sound dampening and optimized visibility

» 2885079
SP 570 '22-25, CREW SP 570 '22-25

WIPER AVAILABLE
P. 68



PRO SHIELD CAB SYSTEMS

FULL GLASS WINDSHIELD - CLEAR

- Scratch-resistant, curved laminate safety glass
- Protects against wind, rain and other hazardous debris
- UV-blocking interlayer and 360° gasket seal

» 2885080
SP 570 '22-25, CREW SP 570 '22-25



PRO SHIELD CAB SYSTEMS

VENTED WINDSHIELD - HARD COAT POLY

- Frameless design for maximum visibility
- Added vents for airflow on a hot day or defrosting on a cold day

» 2883342
SP 570 '22-25, CREW SP 570 '22-25



PRO SHIELD CAB SYSTEMS

FULL WINDSHIELD - POLY TOP SELLER

- Durable, optical-grade, .236"-thick polycarbonate offers outstanding rider protection and visibility
- Windshield has minimal perimeter framework for full visibility

» 2883318
SP 570 '22-25, CREW SP 570 '22-25



PRO SHIELD CAB SYSTEMS

FULL WINDSHIELD - HARD COAT POLY TOP SELLER

- Durable, optical-grade, .236"-thick polycarbonate offers outstanding rider protection and visibility
- Windshield has minimal perimeter framework for full visibility

» 2883319
SP 570 '22-25, CREW SP 570 '22-25



PRO SHIELD CAB SYSTEMS


HALF WINDSHIELD - POLY

- Strong, durable polycarbonate half windshield delivers a combination of protection and airflow into the cab
- Half windshield offers protection from rain, sleet, spray, and off-road hazards

» 2883320
SP 570 '22-25, CREW SP 570 '22-25




REAR PANELS



PRO SHIELD CAB SYSTEMS

REAR PANEL - GLASS TOP SELLER

- Durable, tempered laminate glass provides a high level of scratch resistance
- » 2879865
SP 570 '22-25, CREW SP 570 '22-25



PRO SHIELD CAB SYSTEMS

REAR PANEL - POLY TOP SELLER

- Strong, .236"-thick polycarbonate provides outstanding impact and scratch resistance
- » 2879812
SP 570 '22-25, CREW SP 570 '22-25



REDUCE IN-CAB DUST SWIRL BY ADDING A REAR PANEL

With a windshield and roof installed, turbulent air develops behind the cab. Add a rear panel to reduce dust intrusion from this swirl.

CAB COMFORT & CONVENIENCE



HEATER KIT

- Climate control for the cab of your off-road vehicle
- Total of four dash mounted vents with two positioned for defrosting the windshield and the other two for heating the cab
- Simple, dash-mounted controls
- Manually operated vents for airflow control

» 2885082

SP 570 '22-25, CREW SP 570 '22-25

SP 570 SPORT MODELS REQUIRES FRONT PULSE BAR AND HARNESSES (2889185), SOLD SEPARATELY



WINDSHIELD WIPER & WASHER KIT

- Helps clear hazardous dirt, rain and debris from your windshield

» 2885083

SP 570 '22-25, CREW SP 570 '22-25

SP 570 SPORT MODELS REQUIRES FRONT PULSE BAR AND HARNESSES (2889185), SOLD SEPARATELY



CONVEX WEATHERPROOF REAR VIEW MIRROR

- Convex design for a broader view of traffic
- Durable, weatherproof construction
- Mount the bolts into your choice of pre-designated mounting locations
- Compatible with roof, windshield, and other accessories

» 2889187

SP 570 '22-25, CREW SP 570 '22-25



SIDE VIEW MIRRORS

- » DOOR MOUNTED • 2889241
- » ROPS-MOUNTED (SHOWN) • 2889243

SP 570 '22-25, CREW SP 570 '22-25



RANGER SP 570 LED HEADLIGHTS

- Add this kit to improve brightness and illumination over stock halogen lights

» 2889877

SP 570 '22-25, CREW SP 570 '22-25



12V CARGO BED POWER KIT WITH DASH SWITCH

- Maximize productivity with 12v Cargo Box Power Port to power your tools or accessories to get the job done

» 2889874

SP 570 '22-25, CREW SP 570 '22-25



FLOOR MATS - FRONT

- Protects floors from dirt and wear
- Textured, non-slip surface

» 2889186

SP 570 '22-25, CREW SP 570 '22-25



REAR HEADACHE RACK - WINCH READY

- Mounts to rear ROPs of vehicle
- Expanded metal screen allows rear visibility and protects rear panel from damage
- Used to mount rear mounted winch

» 2889666

SP 570 '22-25, CREW SP 570 '22-25



SUN VISOR

- Injection molded visors for seamless fit to protection from the sun

» 2890288

SP 570 '22-25, CREW SP 570 '22-25



DOMELIGHT

- LED Dome light provides optimal visibility in the cab
- Easy to install

» 2889159

SP 570 '22-25, CREW SP 570 '22-25

SP 570 NON-PREMIUM AND NON-NORTHSTAR MODELS REQUIRE FRONT PULSE BAR AND HARNESSES 2889185



SP 570 SEAT COVERS - BLACK

- Strong, durable Carhartt® seat covers for both the seat bottom and backrest
- Designed to fit snug and stay wrinkle free, so it won't slip, slide, or bunch up
- Machine washable for easy cleaning

» 2889879-458

SP 570 '22-25, CREW SP 570 '22-25



SPEEDKEY

» 2879988

SP 570 '22-25, CREW SP 570 '22-25

ELECTRONIC POWER STEERING KIT**

- Smoothest, most powerful electronic power steering available for your Polaris RANGER
- Variable assist for easier steering at lower speeds
- Greater responsiveness at higher speeds
- Front PULSE Bar and Harness required, sold separately

» 2889464

» EPS HARNESS KIT • 2890069

SP 570 '22-25, CREW SP 570 '22-25

**Check with your local dealer for availability.

HORN KIT

- Adds a warning horn to console area of vehicle

» 2889160

SP 570 '22-25, CREW SP 570 '22-25

SP 570 NON-PREMIUM AND NON-NORTHSTAR MODELS REQUIRE FRONT PULSE BAR AND HARNESSES 2889185

CAB SEAL KIT

- Seal out dust from your UTV cab
- Reduces dust from getting on dash and seat

» 2889201

SP 570 '22-25, CREW SP 570 '22-25

(INCLUDED WITH PREMIUM DOORS)

FRONT PULSE BAR AND HARNESS

- This kit is needed to install any electrical accessories to a base vehicle

» 2-SEAT • 2889185

SP 570 '22-25, CREW SP 570 '22-25

» CREW • 2889568

CREW SP 570 '22-25

AUDIO

POLARIS RIDECOMMAND

7" DISPLAY POWERED BY RIDE COMMAND

» 2884072

SP 570 '22-25

SPEAKERS NOT INCLUDED

MORE INFORMATION P. 88



JBL® DASH AUDIO KIT





- System mounts into pre-designated locations in the vehicle dash
- Complete UTV audio solution gives your vehicle a performance-ready sound system
- Includes four off-road grade, water- and dust-proof speakers, and one head unit
- Head unit features AM/FM/WB tuner, USB input and Bluetooth® compatibility for wireless streaming

» 2885081

SP 570 '22-25

TO INSTALL JBL® DASH AUDIO KIT AND 7" DISPLAY POWERED BY RIDE COMMAND (2884072), 7" DISPLAY MOUNT KIT (2889163) IS REQUIRED, SOLD SEPARATELY.

WINCHES

FEATURES & BENEFITS		PRO HD SERIES	HD SERIES
RAPID ROPE RECOVERY Retrieve cable 5x as fast as standard mode on other Polaris winches. Get back to riding or complete your task quicker.		NOT AVAILABLE	
AUTO STOP TECHNOLOGY Auto Stop technology protects and extends the life of your winch by automatically stopping the winch at the end of pull to prevent over-spooling.		AUTO STOP UPGRADE + WIRELESS REMOTE 2889840 SYNTHETIC ROPE REQUIRED	
WIRELESS REMOTE Operate your winch wirelessly from within 50 ft of the vehicle.	WIRELESS STANDARD, WIRED OPTION		
PREMIUM SYNTHETIC ROPE Lightweight, extremely strong and flexible 50 ft long rope stands up to any tough job.			ADD SYNTHETIC ROPE 2878888
MODEL	4,500 LB.	3,500 LB.	
SP 570 '22-25 CREW SP 570 '22-25	2885096	TOP SELLER 2885095	



WARRANTY

UPGRADE YOUR CONTROLS
HD OR PRO HD WINCHES

WIRED REMOTE CONTROL

- Kit includes remote handle and socket

» REMOTE HANDLE & SOCKET KIT 2889600

WIRELESS WINCH REMOTE

- Add convenience and safety to your integrated winch system
- Capable of operating the winch from up to 50-feet away
- Avoid tangled cables and eliminate the risk of damaged control cables

» 2889840

SP 570 '22-25

POWER CONTROLLER


- Control your winch and plow hydraulics directly from the shift knob

» 2889162

SP 570 '22-25



STORAGE



Exclusive and available on all Polaris vehicles, Lock & Ride accessories let you quickly change from one task to another with hundreds of options.

With the flip of a lever, Lock & Ride plungers use outward pressure to expand for a secure fit.



SPARE TIRE CARRIER

- Includes one spare tire carrier
 - Quick installation
 - Tire carrier mounts to the rear cab to keep cargo bed free and easily accessible
 - Maximum tire size supported is 30"
- » 2889193
- SP 570 '22-25, CREW SP 570 '22-25



STORAGE BOX

- Provides enough room to store all the tools you need to get the job done
 - Internal organizational dividers keep gear from rolling around
 - Easily detaches from vehicle
- » 2889199
- SP 570 '22-25, CREW SP 570 '22-25



HEADACHE RACK

- Provides extreme cargo versatility to your UTV
 - Strong steel tube construction for maximum durability
- » 2889538
- SP 570 '22-25, CREW SP 570 '22-25



CARGO BED MAT

- Protects cargo box, reduces drivetrain noise, and keeps cargo more secure with non-slip design
 - Thick (3.18 mm) rubber mat construction
- » 2889189
- SP 570 '22-25, CREW SP 570 '22-25



BED EXTENDER/DIVIDER

- Increase your cargo capacity and UTV storage
 - Extend the cargo bed or divide cargo within the bed
 - Lock & Ride technology for easy install without tools
 - Made from durable steel and powder-coated finish
- » 2889183
- SP 570 '22-25, CREW SP 570 '22-25



FRONT HOOD STORAGE RACK

- Increases storage and protects against brush and debris
 - Steel construction with a durable powder-coated finish
 - Lock & Ride functions for easy install, on and off maneuvering of the basket, and under-hood access
 - Weight Capacity: 100 lbs.
- » 2885088
- SP 570 '22-25, CREW SP 570 '22-25
- NOT COMPATIBLE WITH UPPER BRUSH GUARD (2885084) AS IT USES SAME MOUNTING POINTS



TOOL RACK

- Attach on the inside or outside of the cargo bed
- » 2881533
- SP 570 '22-25, CREW SP 570 '22-25



300 LB. REAR CARGO BOX WINCH

- 300 lb. pull force winch that mounts to rear headache rack
 - Allows for easy loading of big game or other large and heavy items in the bed
- » 2890134
- SP 570 '22-25, CREW SP 570 '22-25
- REQUIRES HEADACHE RACK (2889538), SOLD SEPARATELY



D-RINGS TOP SELLER

- The most versatile Lock & Ride accessory: add as many as you need to secure your cargo with bungee cords or straps
- » 2881545
- SP 570 '22-25, CREW SP 570 '22-25



FIRE EXTINGUISHER HOLDER

- Quick-release strap allows for easy access
- » 2882158
- SP 570 '22-25, CREW SP 570 '22-25



TRASH CAN HAULER

- Receiver mounted trash can hauler that allows slow speed towing of 2 trash cans
 - Ideal for hauling cans down long driveways
- » 2889876
- SP 570 '22-25, CREW SP 570 '22-25



CHAINSAW MOUNT

- » 2879354
- SP 570 '22-25, CREW SP 570 '22-25

PROTECTION



UPPER FRONT BRUSHGUARD

- Made from tubular steel and provides additional protection for front fenders and headlights
 - Attaches to stock front bumper
 - Durable, scratch-resistant, black powder-coat finish
- » 2885084
- SP 570 '22-25, CREW SP 570 '22-25
- FITS PREMIUM MODELS ONLY
- NOT COMPATIBLE WITH HOOD RACK (2885088)
- USES SAME MOUNTING LOCATIONS
- REQUIRES PREMIUM WELD-BUMPER (1028432-458), SOLD SEPARATELY



REAR BRUSHGUARD

- Made from tubular steel and provides additional protection for taillights
 - Durable, scratch-resistant, black powder-coat finish
 - Reliably enhances back-end protection of vehicle
- » 2885087
- SP 570 '22-25, CREW SP 570 '22-25



ROCK GUARD WITH STEP

- Reliable, hard-working protection for edges of vehicle
 - Mounts directly to the frame, instead of underneath, for maximum ground clearance
- » 2-SEAT (SHOWN) • 2889180
- SP 570 '22-25
- » CREW • 2889181
- CREW SP 570 '22-25



A-ARM GUARDS

- Valuable, reliable protection for vital front suspension components exposed to the rigors of off-road environments
 - Strong, durable, lightweight polyethylene construction withstands off-road impacts to protect the A-Arms
- » FRONT (SHOWN) • 2885097
- » REAR • 2880551
- SP 570 '22-25, CREW SP 570 '22-25
- NOT COMPATIBLE WITH MODELS THAT HAVE FRONT SWAY BAR

STRAPS

1.5" x 15' 5,500 LB. RATCHET STRAP

- Heavy-duty webbing
 - 2 pack
- » 2884031



QUICKSTRAP

- The quickest and most secure way to mount Polaris accessories
 - Sold as a pair
- » 2882187
- ALL COOLERS, RANGER CARGO BOXES



2" x 20' 10,000 LB. RATCHET STRAP

- Heavy-duty webbing
- » 2884032



DO MORE:



COOLERS P. 96



HUNT P. 94




COLD WEATHER P. 82



LIGHTING P. 86

MAINTENANCE PARTS & FLUIDS



POLARIS ENGINEERED PARTS AND OIL have been validated and tested extensively, specifically for your vehicle. In order to maintain the peak performance of your Polaris vehicle only use official Polaris Engineered parts and oil.



We're taking the passion of our riders, workers, and outdoor enthusiasts to the next level with HD Parts. These Heavy Duty parts are engineered for riders who want greater durability and enhanced performance. HD Parts are designed and tested to handle greater wear and tear under all weather conditions.



A DRIVE BELT
» 3211218



B BRAKE PADS
» 2203318
» **HD** • 2208936



C OIL FILTER
» 2540086
» **HD** • 2522498



D BATTERY
» 4014132-P
» **HD** • 4081855



E AIR FILTER
» 7082037



F SPARK PLUG
» 3022662

LOOKING FOR MORE SERVICE PARTS?
See P. 113 to learn how to find parts for your model.



MAINTENANCE MADE EASY



ORV MAINTENANCE KIT
Includes Oil Change Kit, Gearcase Fluids, Air Filter, & Spark Plug
» 2891115
SP 570 '22-25, CREW SP 570 '22-25



OIL CHANGE KITS
2.5 QT Engine Oil (oil varies by kit), 1 Oil Filter (2540086) & 1 Drain Plug Washer
» PS-4 • 2202166
» PS-4 EXTREME • 2890056



ALL-SEASON GREASE TUBE
» 3 OZ • 2871322
» 14 OZ • 2871423



G ENGINE OIL P. 108
» PS-4 • 1QT • 2876244
» PS-4 • 1GAL. • 2876245
» PS-4 EXTREME • 1QT • 2889395
» PS-4 EXTREME • 1GAL. • 2889396



H DEMAND DRIVE FLUID
For front gearcase
» 1QT • 2877922
» 2.5 GAL. • 2877923



I AGL
For transmission
» 1QT • 2878068
» 1GAL. • 2878069
» EXTREME • 1QT • 2891028



J DOT 4 BRAKE FLUID
» 12 OZ • 2872189

MAINTENANCE SCHEDULE*

Claims made based off testing and performance of Polaris HD Parts against standard OEM parts made by Polaris and competitor brands under normal use. For more information regarding Polaris HD parts including vehicle compatibility, installation and maintenance, please contact your authorized Polaris ORV dealer.

BREAK-IN MAINTENANCE		12 MONTHS	24 MONTHS	36 MONTHS	FOR A COMPLETE MAINTENANCE SCHEDULE, CHECK YOUR OWNER'S MANUAL
FIRST 25 HRS 500 MI / 800 KM		200 HRS 2,000 MI / 3,200 KM	400 HRS 4,000 MI / 6,400 KM	600 HRS 6,000 MI / 9,700 KM	
ENGINE OIL & OIL FILTER CHANGE		BRAKE FLUID INSPECT ADD AS NEEDED	BRAKE FLUID CHANGE	BRAKE FLUID INSPECT ADD AS NEEDED	
BATTERY TEST & CLEAN REPLACE AS NEEDED		BRAKE PADS INSPECT REPLACE AS NEEDED	BRAKE PADS INSPECT REPLACE AS NEEDED	BRAKE PADS INSPECT REPLACE AS NEEDED	
FRONT GEARCASE CHANGE FLUID		ENGINE OIL & OIL FILTER CHANGE	ENGINE OIL & OIL FILTER CHANGE	ENGINE OIL & OIL FILTER CHANGE	
TRANSMISSION FLUID INSPECT ADD LUBRICANTS AS NEEDED		FRONT GEARCASE CHANGE FLUID	FRONT GEARCASE CHANGE FLUID	FRONT GEARCASE CHANGE FLUID	
		GENERAL LUBRICATION ALL FITTINGS, PIVOTS, CABLES, ETC.	GENERAL LUBRICATION ALL FITTINGS, PIVOTS, CABLES, ETC.	GENERAL LUBRICATION ALL FITTINGS, PIVOTS, CABLES, ETC.	
		SPARK PLUGS INSPECT REPLACE AS NEEDED	SPARK PLUGS INSPECT REPLACE AS NEEDED	SPARK PLUGS INSPECT REPLACE AS NEEDED	
		AIR FILTER REPLACE	AIR FILTER REPLACE	AIR FILTER REPLACE	
		BATTERY TEST & CLEAN REPLACE AS NEEDED	BATTERY TEST & CLEAN REPLACE AS NEEDED	BATTERY TEST & CLEAN REPLACE AS NEEDED	
		DRIVE BELT INSPECT REPLACE AS NEEDED	DRIVE BELT INSPECT REPLACE AS NEEDED	DRIVE BELT INSPECT REPLACE AS NEEDED	
		TRANSMISSION CHANGE FLUID	TRANSMISSION CHANGE FLUID	TRANSMISSION CHANGE FLUID	

ALL THE RIGHT TOOLS FOR THE JOB

ROOFS



SPORT ROOF

- Lightweight, rugged polyethylene construction
- Offers protection from sun and rain
- Does not work with Full Doors

» **TOP SELLER** 3-SEAT • 2877946

570 FULL SIZE '17-25

» CREW • 2878755

CREW 570 FULL SIZE '17-21



BIMINI SOFT TOP

- Tight-fitting canvas soft top with easy on/off design
- Lightweight 600 denier, solution-dyed polyester construction

» 2876963-067

570 FULL SIZE '17-25

ROOF/REAR PANEL



CANVAS ROOF/REAR PANEL

- Constructed from premium, mold-resistant polyester with UV stabilizers
- Durable, heat-sealed vinyl window for crack resistance

» 2883471

570 FULL SIZE '17-25

WINDSHIELDS



POLY WINDSHIELD

- Optical-grade, .236"-thick polycarbonate for outstanding protection and visibility

» HARD COAT POLY • 2879489

CREW 570 FULL SIZE '18-25, 570 FULL SIZE '17-25

» **TOP SELLER** POLY • 2876958

CREW 570 FULL SIZE '18-25, 570 FULL SIZE '17-25



LR HALF WINDSHIELD

- Durable, optical-grade, .177"-thick polycarbonate for impact-resistance
- Half-height design delivers improved airflow for hot/dusty conditions
- Retains sporty, rugged look

» 2878756

CREW 570 FULL SIZE '18-25, 570 FULL SIZE '17-25

REAR PANEL



POLY REAR PANEL

- Constructed from thick, impact resistant polycarbonate
- Delivers protection from the elements and a quieter ride
- Scratch-resistant for years of clear vision
- Contoured design eliminates perimeter framework for full rearward visibility

» 2878165

CREW 570 FULL SIZE '18-25, 570 FULL SIZE '17-25

DOORS



RANGER CANVAS DOORS

- Constructed from premium, mold-resistant polyester with UV stabilizers
- Durable, heat-sealed vinyl window for crack resistance
- Zip-down windows for adjustable ventilation

» 2876962-067

570 FULL SIZE '17-25

REQUIRES CANVAS ROOF/REAR PANEL (2883471). SOLD SEPARATELY

DOES NOT FIT WITH 3-SEAT SPORT ROOF (2877946) OR BIMINI SOFT TOP (2876963-067)

PROTECTION



BRUSHGUARDS

- Provides front impact resistance and headlight protection
- Durable, scratch-resistant black powder-coated finish
- Can be used with accessory winch or plow system
- Does not interfere with rear cargo drop gate

» FRONT • 2881662

» REAR • 2881661

CREW 570 FULL SIZE '18-25, 570 FULL SIZE '17-25



HORN

» 2875048

570 FULL SIZE '17-25

REVERSE BEEPER

» 2880631

CREW 570-4 '15-21, 570 '17-25, 500 '17-22

WINCHES

FEATURES & BENEFITS	PRO HD SERIES	HD SERIES
RAPID ROPE RECOVERY	STANDARD	NOT AVAILABLE
AUTO STOP TECHNOLOGY	STANDARD	OPTION
WINCH LINE	SYNTHETIC ROPE	STEEL CABLE
CONTROL	WIRELESS STANDARD, WIRED OPTION	WIRED STANDARD, WIRELESS OPTION
MODEL	4,500 LB.	3,500 LB.
570 FULL-SIZE '16-25 CREW 570 FULL-SIZE '16-25	2882238	TOP SELLER 2881669



WARRANTY

ADD REQUIRED CABLES

3-SEAT MODELS
2881684
CREW MODELS
2880929

UPGRADE YOUR HD WINCH WITH THESE ACCESSORIES

WIRELESS REMOTE

- Up to 50 ft. range with LED indicator
- Direct plug and play operation

» 2879316

WORKS WITH 2881669



SYNTHETIC ROPE

» 3,500 LB. 2878888

» 4,500 LB. 2879187



STEEL CABLE

» 3,500 LB. 2878890



AUTO STOP UPGRADE

- Billet aluminum
- Replaces stock fairlead

» 2881693

WORKS WITH 2881669

SYNTHETIC ROPE REQUIRED

UPGRADE YOUR CONTROLS HD OR PRO HD WINCHES

WIRED REMOTE CONTROL

- Must order remote handle and socket together

» REMOTE HANDLE 4013466

» SOCKET 4014228

POWER CONTROLLER

- Control your winch and plow hydraulics directly from the shift knob

» 2879227

EV '15-21, CREW 570-4 '14-21, 570 FULL SIZE '17-25, 570 '11-25, 500 '17-22



DO MORE:



COOLERS P. 96



HUNT P. 94



COLD WEATHER P. 82




LIGHTING P. 86



ADD STORAGE TO YOUR RANGER 570 P. 70

MAINTENANCE PARTS & FLUIDS



We're taking the passion of our riders, workers, and outdoor enthusiasts to the next level with HD Parts. These Heavy Duty parts are engineered for riders who want greater durability and enhanced performance. HD Parts are designed and tested to handle greater wear and tear under all weather conditions.



A DRIVE BELT
» 3211169
» **HD** • 3212326




B BRAKE PADS
» FRONT • 2205949
» FRONT • **HD** • 2208933
» REAR • 2202413
» REAR • **HD** • 2208934



C OIL FILTER
» 2540086
» **HD** • 2522498



D BATTERY
» 4012622

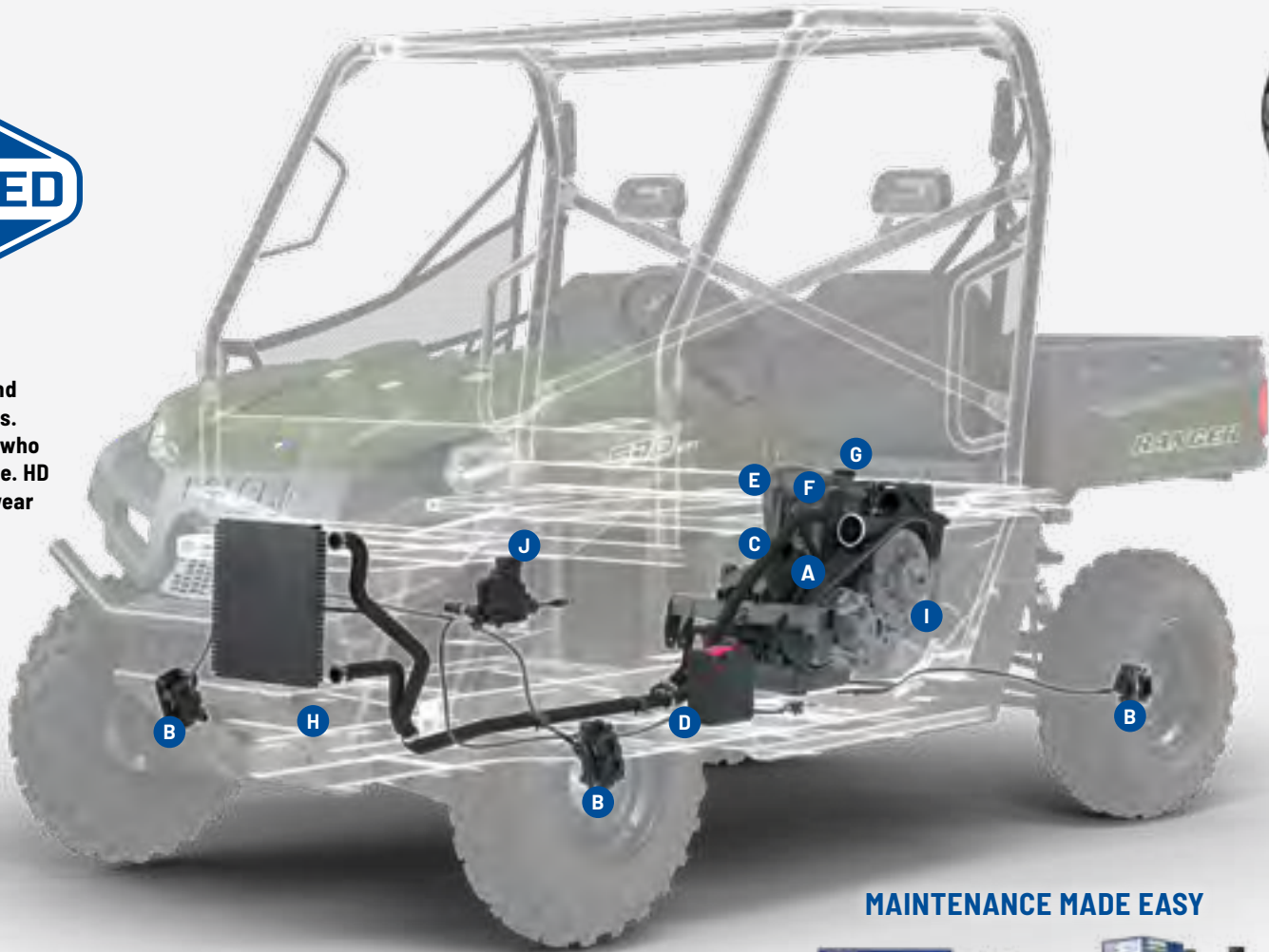


E AIR FILTER
» 7082037



F SPARK PLUG
» 3022662

LOOKING FOR MORE SERVICE PARTS?
See P. 113 to learn how to find parts for your model.



G ENGINE OIL P. 108
» PS-4 • 1QT • 2876244
» PS-4 • 1GAL. • 2876245
» PS-4 EXTREME • 1QT • 2889395
» PS-4 EXTREME • 1GAL. • 2889396



H DEMAND DRIVE FLUID
For front gearcase
» 1QT • 2877922
» 2.5 GAL. • 2877923



I AGL
For transmission
» 1QT • 2878068
» 1GAL. • 2878069
» EXTREME • 1QT • 2891028



J DOT 4 BRAKE FLUID
» 12 OZ • 2872189



ALL-SEASON GREASE TUBE
» 3 OZ • 2871322
» 14 OZ • 2871423

MAINTENANCE MADE EASY



ORV MAINTENANCE KIT
Includes Oil Change Kit, Gearcase Fluids, Air Filter, & Spark Plug
» 2891115
570 FULL SIZE / CREW 15-25



OIL CHANGE KITS
2.5 QT Engine Oil (oil varies by kit), 1 Oil Filter (2540086) & 1 Drain Plug Washer
» PS-4 • 2202166
» PS-4 EXTREME • 2890056

MAINTENANCE SCHEDULE*

Claims made based off testing and performance of Polaris HD Parts against standard OEM parts made by Polaris and competitor brands under normal use. For more information regarding Polaris HD parts including vehicle compatibility, installation and maintenance, please contact your authorized Polaris ORV dealer.

BREAK-IN MAINTENANCE	6 MONTHS	12 MONTHS	18 MONTHS	24 MONTHS	30 MONTHS	36 MONTHS
FIRST 25 HRS 250 MI / 400 KM	50 HRS 500 MI / 800 KM	100 HRS 1,000 MI / 1,600 KM	150 HRS 1,500 MI / 2,500 KM	200 HRS 2,000 MI / 3,200 KM	250 HRS 2,500 MI / 4,000 KM	300 HRS 3,000 MI / 4,800 KM
ENGINE OIL & OIL FILTER CHANGE	ENGINE OIL & OIL FILTER CHANGE	ENGINE OIL & OIL FILTER CHANGE	ENGINE OIL & OIL FILTER CHANGE	REPEAT 12 MONTH MAINTENANCE	ENGINE OIL & OIL FILTER CHANGE	REPEAT 12 MONTH MAINTENANCE
FRONT GEARCASE INSPECT FLUID ADD AS NEEDED	GENERAL LUBRICATION ALL FITTINGS, PIVOTS, CABLES, ETC.	GENERAL LUBRICATION ALL FITTINGS, PIVOTS, CABLES, ETC.	GENERAL LUBRICATION ALL FITTINGS, PIVOTS, CABLES, ETC.	BRAKE FLUID CHANGE	GENERAL LUBRICATION ALL FITTINGS, PIVOTS, CABLES, ETC.	
TRANSMISSION INSPECT FLUID ADD AS NEEDED	DRIVE BELT INSPECT REPLACE AS NEEDED	DRIVE BELT INSPECT REPLACE AS NEEDED	DRIVE BELT INSPECT REPLACE AS NEEDED		DRIVE BELT INSPECT REPLACE AS NEEDED	
	TRANSMISSION CHANGE FLUID	FRONT GEARCASE CHANGE FLUID	TRANSMISSION CHANGE FLUID		TRANSMISSION CHANGE FLUID	
	BATTERY TEST & CLEAN REPLACE AS NEEDED	TRANSMISSION CHANGE FLUID	BATTERY TEST & CLEAN REPLACE AS NEEDED		BATTERY TEST & CLEAN REPLACE AS NEEDED	
	BRAKE PADS INSPECT REPLACE AS NEEDED	SPARK PLUGS INSPECT REPLACE AS NEEDED	BRAKE PADS INSPECT REPLACE AS NEEDED		BRAKE PADS INSPECT REPLACE AS NEEDED	

FOR A COMPLETE MAINTENANCE SCHEDULE, CHECK YOUR OWNER'S MANUAL



*This is a sample maintenance schedule. Please reference and use your owners manual for full maintenance and vehicle care.

RANGER 150 EFI



YOUTH CRAWLER TIRE

- Premium durability to ride longer
- Increased ground clearance and performance

» 22" x 8" R12 • 5416945

» 22" x 10" R12 • 5416944

150 EFI '18-25



YOUTH BUCKLE WHEEL

» FRONT • 12" x 7" • 1524114

» REAR • 12" x 8" • 1524115

150 EFI '18-25



**PRO ARMOR WHEEL & TIRE KIT:
YOUTH CRAWLER & BUCKLE**

» 2885154

150 EFI '18-25



FULL WINDSHIELD - POLY

- .25" clear poly carbonate
- Mounts with Lock & Ride

» 2889854

150 EFI '18-25



HALF WINDSHIELD - POLY

- 13" tall to provide protection and allow airflow
- .25" clear poly carbonate
- Mounts with Lock & Ride

» 2889855

150 EFI '18-25



REAR PANEL - POLY

- .25" clear poly carbonate
- Mounts with Lock & Ride

» 2889856

150 EFI '18-25



FRONT & REAR BRUSHGUARD SET

- Durable, e-coated steel construction
- Front and rear brushguard included

» 2883287

150 EFI '18-25




SPORT ROOF - POLY

- Stay protected from rain, snow and sun
- Easily installs

» 2883289

150 EFI '18-25

MAINTENANCE PARTS & FLUIDS



POLARIS ENGINEERED PARTS AND OIL have been validated and tested extensively, specifically for your vehicle. In order to maintain the peak performance of your Polaris vehicle only use official Polaris Engineered parts and oil.



DRIVE BELT

» 3050270

150 EFI '18-25



BRAKE PADS

» FRONT • 1912970

» REAR • 1912971

150 EFI '18-25



OIL FILTER

» 3023344

150 EFI '18-25



BATTERY

» 4010678

150 EFI '18-25



AIR FILTER

» 7082249

150 EFI '18-25



SPARK PLUGS

» 3050051

150 EFI '18-25



ENGINE OIL

SEE P. 108
FOR DETAILS



**ANGLE
DRIVE FLUID**

» 1 QT • 2889280



**DEMAND
DRIVE FLUID**

» 1 QT • 2877922

» 2.5 GAL. • 2877923



AGL

» 1 QT • 2878068

» 1 GAL. • 2878069

» EXTREME • 1 QT • 2891028



**DOT 4
BRAKE FLUID**

» 12 OZ • 2872189



**ALL-SEASON
GREASE TUBE**

» 3 OZ • 2871322

» 14 OZ • 2871423

MAINTENANCE SCHEDULE*

BREAK-IN MAINTENANCE	6 MONTHS	12 MONTHS	18 MONTHS	24 MONTHS
FIRST 5 HRS 50 MI / 80 KM	25 HRS 500 MI / 800 KM	50 HRS 1000 MI / 1600 KM	75 HRS 1,500 MI / 2,500 KM	100 HRS 2,000 MI / 3,200 KM
ENGINE OIL & OIL FILTER CHANGE	ENGINE OIL & OIL FILTER CHANGE	ENGINE OIL & OIL FILTER CHANGE	ENGINE OIL & OIL FILTER CHANGE	ENGINE OIL & OIL FILTER CHANGE
DRIVE CHAIN ADJUST & LUBRICATE	BATTERY TEST & CLEAN REPLACE AS NEEDED	BATTERY TEST & CLEAN REPLACE AS NEEDED	BATTERY TEST & CLEAN REPLACE AS NEEDED	TRANSMISSION CHANGE FLUID
BRAKE PAD INSPECT REPLACE AS NEEDED	GENERAL LUBRICATION ALL FITTINGS, PIVOTS, CABLES, ETC.			SPARK PLUG INSPECT REPLACE AS NEEDED
				DRIVE BELT INSPECT REPLACE AS NEEDED
				BATTERY TEST & CLEAN REPLACE AS NEEDED

FOR A COMPLETE
MAINTENANCE
SCHEDULE, CHECK
YOUR OWNER'S MANUAL



*This is a sample maintenance schedule. Please reference and use your owners manual for full maintenance and vehicle care.

WINCHES

DEPENDABLE. TOUGH.
BUILT FOR THE OFF-ROAD.

A Polaris Engineered winch is designed to help you get the job done right, get you on your way faster and prepare you for the unexpected.

WHY POLARIS?


Polaris Off Road vehicles are engineered with designated mounting points and wiring for seamless install of Polaris Engineered winches.




TESTED **1,200+**
PULLS AT MAX LOAD



BUILT TO WITHSTAND
-20° F TEMPERATURES



OPERATES
FULLY SUBMERGED



MILITARY
TESTED & APPROVED

UPGRADE YOUR CONTROLS

DASH WINCH SWITCH KIT

- Allows user to add a dash switch as an additional means to control winch
 - Compatible with all winches and other control methods (wireless/wired)
- » 2889050
- XD 1500 '24-25, CREW XD 1500 '24-25, XP 1000 '18-25, CREW XP 1000 '19-25, CREW 1000 '20-25, 1000 '20-25, XP KINETIC '23-24

TOP SELLER POWER CONTROLLER

- Control winch/plow hydraulics from shift knob
- » 2883247 (SHOWN)
- XP 1000 '18-25, CREW XP 1000 '19-25, CREW 1000 '20-25, 1000 '20-25, XP KINETIC '23-24
- REQUIRES WINCH ADAPTER (2884159), SOLD SEPARATELY, WHEN USING A WINCH FOR LIFTING DEVICE
- » 2889162
- SP 570 '22-25
- » 2879227
- EV '15-21, CREW 570-4 '14-21, 570 FULL SIZE '17-25, 570 '11-25, 500 '17-22
- » 2889769
- XD 1500 '24-25, CREW XD 1500 '24-25

WIRED REMOTE CONTROL

- Handle and socket both required
- » REMOTE HANDLE • 4013466
- » SOCKET • 4017102
- WORKS WITH 2889695
- » SOCKET • 4014228
- WORKS WITH 2885095 & 2881669

WIRELESS WINCH REMOTE

- Add convenience and safety to your integrated winch system
 - Capable of operating the winch from up to 50-feet away
 - Avoid tangled cables and eliminate the risk of damaged control cables
- » 2889840
- SP 570 '22-25

STEEL CABLE

- » 3,500 LB.
- 2878890

REPLACEMENT PARTS

SYNTHETIC ROPE

- » 6,000 LB.
 - » 4,500 LB.
- 2879188 2879187



ADD A PLOW P. 82



TOP-OF-THE-LINE FEATURES
BEST FOR PLOWING, HEAVY-DUTY OUTDOOR CHORES & TRAIL RIDING



BUILT FOR THE OFF-ROAD
BEST FOR THE CASUAL OFF-ROAD RIDER

FEATURES & BENEFITS		PRO HD SERIES		HD SERIES	
ALL POLARIS ENGINEERED WINCHES COME WITH:					
<div><div><div>1 YR</div><div>WARRANTY</div></div><div><div>✓</div><div>INTEGRATED WIRING, MOUNT, PREASSEMBLED</div></div><div><div>✓</div><div>HOOK WITH STRAP</div></div><div><div>✓</div><div>CUT STEEL GEARS & SEALED DRIVETRAIN</div></div><div><div>✓</div><div>SEALED PERMANENT MAGNET MOTOR</div></div></div>		<div>✓</div>		<div>✓</div>	
<div><div><div>RAPID ROPE RECOVERY</div><div>5x FASTER</div></div><div>Retrieve cable 5x as fast as standard mode on other Polaris winches. Get back to riding or complete your task quicker. 1. Set winch dial to N (Neutral) to manually pull the rope out and secure the hook to your anchor point 2. Set winch dial to L (Low) for maximum pulling power while winching your load 3. Set winch dial to H (High) for retrieving the rope 5x faster with Rapid Rope Recovery</div></div>		<div>✓</div>		<div>NOT AVAILABLE</div>	
<div><div><div>AUTO STOP TECHNOLOGY</div><div>AUTO</div></div><div><div>FAIRLEAD</div><div>COLLAR</div><div>HOOK</div><div>Winch stops when fairlead detects collar</div></div><div>Auto Stop technology protects and extends the life of your winch by automatically stopping the winch at the end of pull to prevent over-spooling. While plowing, it prevents the plow frame from bending by stopping the winch once the plow has been lifted.</div></div>		<div>✓</div>		<div><div>ADD AUTO STOP TECHNOLOGY</div><div>2889690 WORKS WITH KITS 2889695 SYNTHETIC ROPE REQUIRED</div><div>2881693 WORKS WITH 2885095 & 2881669 SYNTHETIC ROPE REQUIRED</div><div>AUTO STOP UPGRADE + WIRELESS REMOTE 2890991 WORKS WITH 2889275 SYNTHETIC ROPE REQUIRED</div></div>	
<div><div><div>PREMIUM SYNTHETIC ROPE</div></div><div>With its lightweight, yet extremely strong, design and superior flexibility, this 50 ft. long synthetic rope is easy to handle and can stand up to any tough job.</div></div>		<div>✓</div>		<div><div>ADD SYNTHETIC ROPE</div><div>2879187</div><div>2878888</div></div>	
<div><div><div>WIRELESS REMOTE</div></div><div>This convenient remote operates your Polaris winch wirelessly from within 50 ft. of the vehicle. Operate your winch safely outside your vehicle while on the job site or trails.</div></div>		<div>✓</div>		<div><div>ADD WIRELESS REMOTE</div><div>TOP SELLER 2883455 ONLY WORKS WITH 2889695</div><div>2879316 WORKS WITH 2885095 & 2881669</div><div>AUTO STOP UPGRADE + WIRELESS REMOTE 2890991 ONLY WORKS WITH 2889275 SYNTHETIC ROPE REQUIRED</div></div>	
MODEL	6,000 LB.	4,500 LB.	4,500 LB.	3,500 LB.	
XD 1500 '24-25 CREW XD 1500 '24-25	2889276		2889275		
XP 1000/CREW XP 1000 '18-25 1000/CREW 1000 '20-25 XP KINETIC '23-24 NON EPS RANGER 1000 REQUIRES FRONT BUMPER	TOP SELLER 2889693	TOP SELLER 2889694	TOP SELLER 2889695 High-Mounted 2889272		
SP 570/CREW SP 570 '22-25 2-SEAT & CREW MODELS REQUIRE CABLES: 2889185		2885096		TOP SELLER 2885095	
570 FULL-SIZE/CREW 570 FULL-SIZE '16-25 REQUIRED CABLES: 3-SEAT MODELS: 2881684, CREW MODELS: 2880929		2882238		TOP SELLER 2881669	

GLACIER PLOW SYSTEMS

HYDRAULIC CONTROL FOR EXTREME SNOW REMOVAL

A robust frame and tough blades, combined with a convenient hydraulic angle system, allow your Glacier Pro HD to move serious snow while you remain comfortable. Thanks to Lock & Ride technology, the Pro HD comes standard with a convenient kickstand attachment to the plow frame, giving you the easiest attachment.

1000 / XP 1000 / XP KINETIC

Choose a Glacier Pro HD Plow System, designed to help you get the most out of your RANGER during snowy months. Select a system based on your plowing needs with premium add-ons including a hydraulic lift system or additional plow accessories.

GLACIER PRO HD PLOW SYSTEM WITH HYDRAULICS & ACCESSORIES

- System includes:
- Frame (2889308)
 - 72" Poly Blade (2879317)
 - Hydraulic Angle (2889029)
 - Hydraulic Controller (2883247)
 - Plow Markers (2872726)
 - Back Drag Bar (2889329)
 - Plow Extensions (2889328)
- » 3880002
- XP 1000 '18-25, CREW XP 1000 '19-25, CREW 1000 '20-25, 1000 '20-25, XP KINETIC '23-24
- REQUIRES LIFT METHOD: SEE WINCHES

GLACIER PRO HD PLOW SYSTEM WITH HYDRAULICS

- System includes:
- Frame (2889308)
 - 72" Poly Blade (2879317)
 - Hydraulic Angle (2889029)
 - Hydraulic Controller (2883247)
 - Plow Markers (2872726)
- » 3880003
- XP 1000 '18-25, CREW XP 1000 '19-25, CREW 1000 '20-25, 1000 '20-25, XP KINETIC '23-24
- REQUIRES LIFT METHOD: SEE WINCHES

GLACIER PRO HD PLOW SYSTEM

- System includes:
- Frame (2889308)
 - 72" Steel Blade (2890334)
- » 3880004
- XP 1000 '18-25, CREW XP 1000 '19-25, CREW 1000 '20-25, 1000 '20-25, XP KINETIC '23-24
- REQUIRES LIFT METHOD: SEE WINCHES

SP 570

GLACIER PRO HD PLOW SYSTEM WITH HYDRAULICS

- System includes:
- Quick Release Hook (2889577)
 - Frame (2880260)
 - 72" Steel Blade (2890335)
 - Hydraulic Angle (2889032)
 - Hydraulic Controller (2889162)
 - Plow Markers (2872726)
- » 3880006
- SP 570 '22-25 & CREW SP 570 '22-25
- REQUIRES LIFT METHOD: SEE WINCHES

GLACIER PRO HD PLOW SYSTEM (NON BASE MODELS)

- System includes:
- Quick Release Hook (2889577)
 - Frame (2880260)
 - 66" Poly Blade (2880269)
- » 3880007
- SP 570 '22-25 & CREW SP 570 '22-25
- REQUIRES LIFT METHOD: SEE WINCHES AND HYDRAULIC LIFT OPTION

GLACIER PRO HD PLOW SYSTEM (BASE MODELS ONLY)

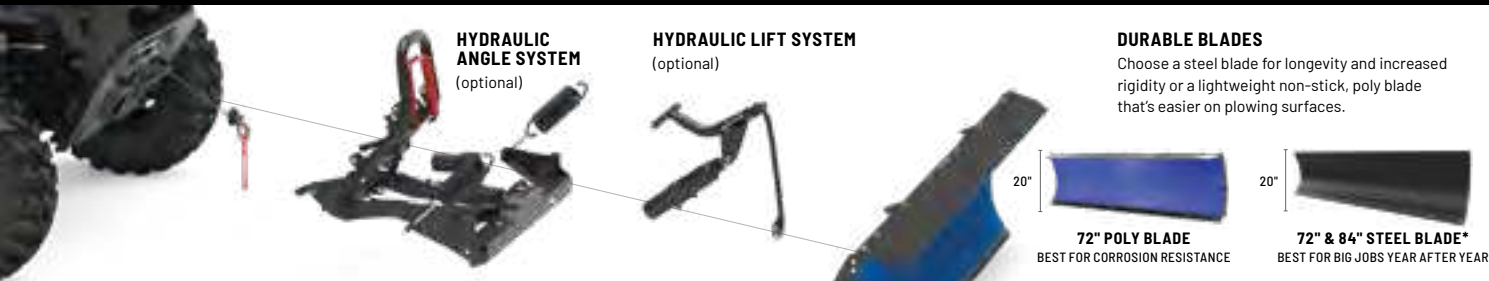
- System includes:
- Mount (2889195)
 - Quick Release Hook (2889577)
 - Frame (2880260)
 - 66" Poly Blade (2880269)
- » 3880008
- SP 570 '22-25 & CREW SP 570 '22-25
- REQUIRES LIFT METHOD: SEE WINCHES AND HYDRAULIC LIFT OPTION

1000 / XP 1000 / XP KINETIC / XD 1500

72" or 84" blades*

Choice of poly or steel*

Hydraulic lift & angle system option



BUILD YOUR PLOW SYSTEM	STEP 1 SELECT A MOUNT	STEP 2 SELECT A FRAME	STEP 3 SELECT PLOW CONTROL		STEP 4 SELECT A BLADE
MODELS	MOUNT	FRAME	HYDRAULICS	WINCHES	BLADES
XP 1000 '18-25 CREW XP 1000 '19-25 1000 '20-25 CREW 1000 '20-25 XP KINETIC '23-24	Not Required <small>INTEGRATED INTO FACTORY BUMPER</small> <small>NON EPS RANGER 1000 REQUIRES FRONT BUMPER</small>	Frame 2889308	Hydraulic Lift System 2889058	Polaris Pro HD 6,000 lb. Winch 2889693 <small>TOP SELLER</small> Polaris Pro HD 4,500 lb. Winch 2889694 Power Controller Winch Adapter 2884159	72" Poly 2879317 <small>TOP SELLER</small> 72" Steel 2890334
		Track Extension 2879871 Replacement T Shear Pin 2204829 Glacier Pro HD Kickstand System 2207382	Glacier Pro HD Plow Hydraulic Angle System 2889029 <small>TOP SELLER</small> Power Controller 2883247 <small>REQUIRED FOR HYDRAULIC COMPONENTS</small>		
XD 1500 '24-25 CREW XD 1500 '24-25	Not Required <small>INTEGRATED INTO FACTORY BUMPER</small>	Glacier Pro HD Plow Frame 2889112	Hydraulic Plow Lift Kit 2890303 Hydraulic Plow Angle Kit 2890304	Polaris Pro HD 6,000 lb. Winch 2889276 Power Controller Winch Adapter 2889769	84" Steel 2889111


* 84" Blade only available in steel. Fits XD 1500 and Crew XD 1500 models only.

SP 570 / 570 / 500 / 570 FULL-SIZE

72" or 66" blades

Choice of poly or steel

Hydraulic angle system option



BUILD YOUR PLOW SYSTEM	STEP 1 SELECT A MOUNT	STEP 2 SELECT A FRAME	STEP 3 SELECT PLOW CONTROL		STEP 4 SELECT A BLADE
MODELS	MOUNT	FRAME	HYDRAULICS	WINCH	BLADES
570 FULL-SIZE '16-25 CREW 570 FULL-SIZE '16-25 500 '17-22 570 '10-21 CREW 570 '10-21 LI-ION EV '15-21 EV '15-21	Mount & Quick Release Hook 2880261	<small>TOP SELLER</small> Frame 2880260 Frame Extension 2880267 <small>FOR VEHICLES USING TRACK SYSTEM</small> Replacement Shear Pin 2205527	Glacier Pro HD Plow Hydraulic Angle System 2889032 Power Controller 2879227 <small>NO SHIFTER TO MOUNT CONTROLLER ON EV REQUIRED FOR HYDRAULIC COMPONENTS</small>	Polaris Pro HD 4,500 lb. Winch 2882238 Polaris Pro HD 4,500 lb. Winch 2885096	<small>TOP SELLER</small> 72" Steel 2890335 66" Poly 2880269 <small>TOP SELLER</small> 66" Steel 2890336
		Quick Release Hook 2889577 <small>REQUIRED FOR ALL TRIMS MOUNT INTEGRATED INTO FRONT BUMPER</small>	Glacier Pro HD Plow Hydraulic Angle System 2889032 Power Controller 2889162 <small>NO SHIFTER TO MOUNT CONTROLLER ON EV REQUIRED FOR HYDRAULIC COMPONENTS</small>		
SP 570 '22-25 CREW SP 570 '22-25	Mount 2889195 Quick Release Hook 2889577				

PLOW ACCESSORIES

PLOW BLADE SNOW DEFLECTOR

- » 72" • 2858541
- » 66" • 2879866
- » 60" • 2871808

HEAVY-DUTY SNOW PLOW DEFLECTOR

- » 72" • 2884160
 - » 84" • 2889749
- XD 1500 '24-25, CREW XD 1500 '24-25
- REQUIRES 84" STEEL BLADE (2889111), SOLD SEPARATELY

QUICK RELEASE SKID SHOES

- Helps prevent blade wear
 - Hardened steel for industrial strength
- » 2205223

COIL SPRING SPACER

- Keep the front end of the vehicle up and improve ride quality when using a plow on strut or A-Arm vehicles
- » 2872655

GLACIER 6" PLOW EXTENSIONS

- 6" steel plow extensions that attach to the side of 66" and 72" Glacier Pro HD plows
- » 2889328

84" UPPER PLOW EXTENSION

- Adds additional height to blade to push more snow
- » 2889748
- XD 1500 '24-25, CREW XD 1500 '24-25
- REQUIRES 84" STEEL BLADE (2889111), SOLD SEPARATELY

INTAKE PRE-FILTER KIT - SNOW

- Pre-filter kit for trouble-free use in snowy conditions
- » 2890251
- XD 1500 '24-25, CREW XD 1500 '24-25

WEAR BARS

- Protect your plow blade and minimize wear on the actual blade

- » 72" STEEL • 2204976
- » 72" HD STEEL • 2879875
- » 72" UHMWPE • 2890289
- » 66" STEEL • 2879867
- » 66" HD STEEL • 2879868
- » 60" STEEL • 2877243
- » 66" UHMWPE • 2890290

PLOW BACK DRAG BAR

- Has a hinged, rear facing cutting edge that improves back dragging performance and allows the bar to float when plowing forward to reduce wear and tear
- » 72" • 2889329
- » 84" • 2889747
- NOT COMPATIBLE WITH 66" BLADES

QUICK RELEASE SKID SHOES

- Helps prevent blade wear
 - Hardened steel for industrial strength
- » 2208864

PLOW MARKER

- Helps driver monitor plow blade position
 - Sold in pairs
- » 2872726

PLOW LINK

- » 2204974

COMMON ACCESSORIES

WINCHES

PLOWS

LIGHTING

CONNECTED TECHNOLOGY

ELECTRICAL ACCESSORIES

TRACKS

HUNT

COOLERS

WHEELS & TIRES & TRAILERING

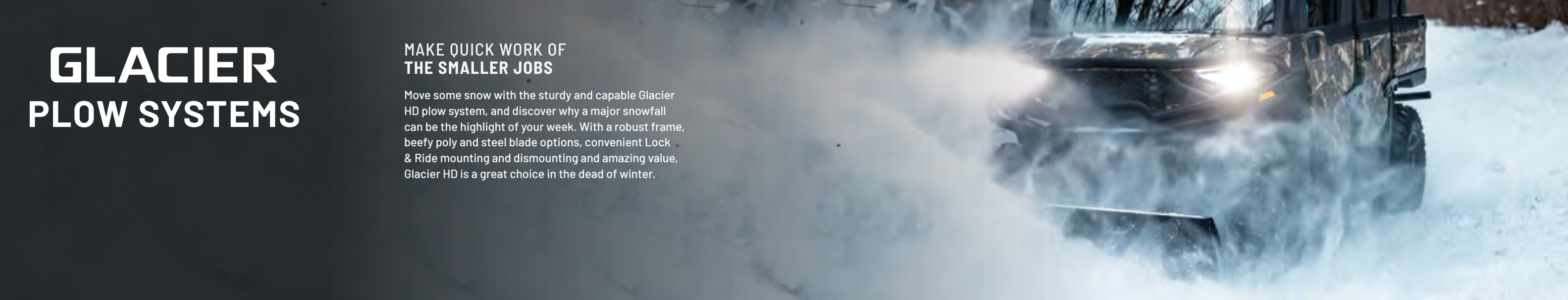
CHOOSE A PLOW SYSTEM

BUILD A PLOW SYSTEM

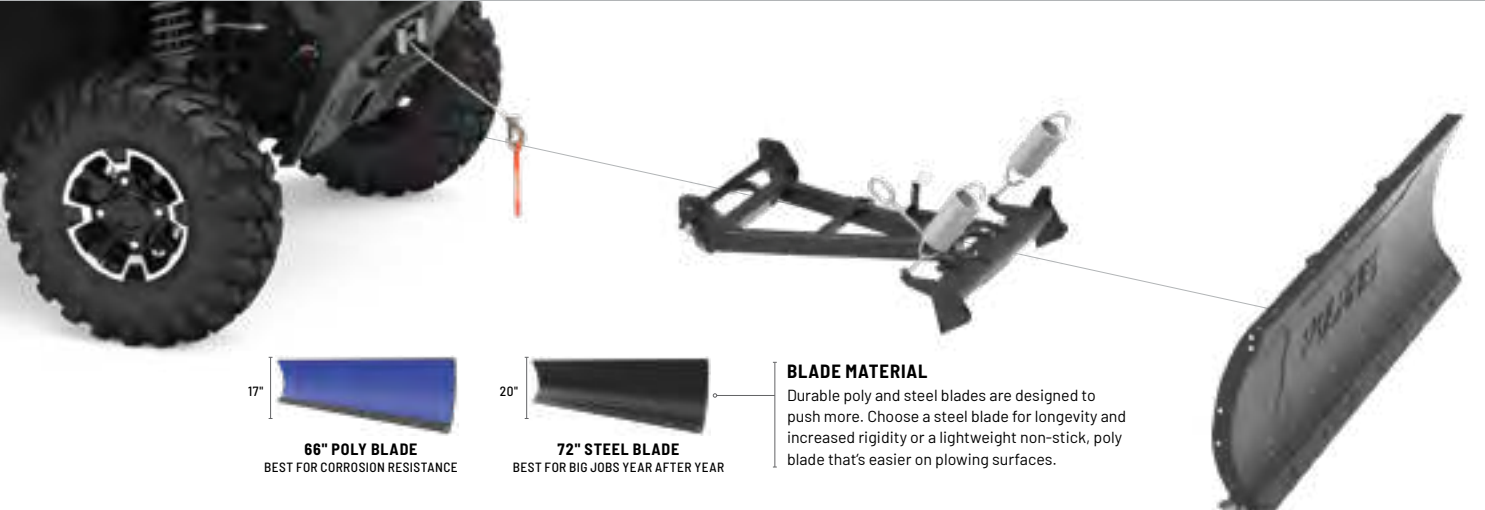
GLACIER PLOW SYSTEMS

MAKE QUICK WORK OF THE SMALLER JOBS

Move some snow with the sturdy and capable Glacier HD plow system, and discover why a major snowfall can be the highlight of your week. With a robust frame, beefy poly and steel blade options, convenient Lock & Ride mounting and dismounting and amazing value, Glacier HD is a great choice in the dead of winter.



3-SEAT & CREW	72" or 66" blades	Choice of poly or steel	Manual angle system standard	2-SEAT & CREW 570 FULL-SIZE & CREW	66" blades	Choice of poly or steel
---------------	-------------------	-------------------------	------------------------------	------------------------------------	------------	-------------------------



66" POLY BLADE
BEST FOR CORROSION RESISTANCE

72" STEEL BLADE
BEST FOR BIG JOBS YEAR AFTER YEAR

BLADE MATERIAL

Durable poly and steel blades are designed to push more. Choose a steel blade for longevity and increased rigidity or a lightweight non-stick, poly blade that's easier on plowing surfaces.



66" POLY BLADE
BEST FOR CORROSION RESISTANCE

66" STEEL BLADE
BEST FOR BIG JOBS YEAR AFTER YEAR

BUILD A PLOW SYSTEM				
	STEP 1 SELECT A MOUNT	STEP 2 SELECT A FRAME	STEP 3 SELECT A LIFT METHOD	STEP 4 SELECT A BLADE
MODELS	MOUNT	FRAME	WINCHES	BLADES
XP 1000 '18-25 CREW XP 1000 '19-25 1000 '20-25 CREW 1000 '20-25 XP KINETIC '23-24 NOT COMPATIBLE WITH 29" OR LARGER TIRES	Not Required INTEGRATED INTO FACTORY BRUSHGUARD	Frame 2889307	TOP SELLER Polaris HD 4,500 lb. Winch 2889695	TOP SELLER 72" Steel 2890335
	NON EPS RANGER 1000 REQUIRES FRONT BUMPER	Replacement Shear Pin 2205527		66" Poly 2880269 TOP SELLER 66" Steel 2890336

BUY A PLOW SYSTEM

GLACIER HD PLOW SYSTEM

System includes:

• Frame (2889307)

• 72" Steel Blade (2890335)

» 3880005

XP 1000 '18-25, CREW XP 1000 '19-25, CREW 1000 '20-25, 1000 '20-25, XP KINETIC '23-24

REQUIRES LIFT METHOD: SEE WINCHES

BUILD A PLOW SYSTEM				
	STEP 1 SELECT A MOUNT	STEP 2 SELECT A FRAME	STEP 3 SELECT A LIFT METHOD	STEP 4 SELECT A BLADE
MODELS	MOUNT	FRAME	WINCHES	BLADES
570 FULL-SIZE '16-25 CREW 570 FULL-SIZE '16-25 500/ETX '10-22 570 '10-21 CREW 570 '10-21 LI-ION EV '15-21 EV '15-21	Mount 2879105	Frame 2889307	TOP SELLER Polaris HD 3,500 lb. Winch 2881669	66" Poly 2880269
	Mount 2889195 NOT REQUIRED ON PREMIUM AND NORTHSTAR EDITION MODELS	Replacement Shear Pin 2205527	Polaris Pro HD 4,500 lb. Winch 2885096	TOP SELLER 66" Steel 2890336

BUY A PLOW SYSTEM

GLACIER HD PLOW SYSTEM

System includes:

• Frame (2889307)

• 66" Steel Blade (2890336)

» 3880009

SP 570 '22-25 & CREW SP 570 '22-25

REQUIRES LIFT METHOD: SEE WINCHES

PLOW ACCESSORIES

WEAR BARS

• Protect your plow blade and minimize wear on the actual blade

» 72" STEEL • 2204976

» 72" HD STEEL • 2879875

» 66" STEEL • 2879867

» 66" HD STEEL • 2879868

» 60" STEEL • 2877243

PLOW BLADE
SNOW DEFLECTOR

» 72" • 2858541

» 66" • 2879866

» 60" • 2871808

HEAVY-DUTY SNOW
PLOW DEFLECTOR

» 72" • 2884160

QUICK RELEASE
SKID SHOES

• Helps prevent blade wear

• Hardened steel for industrial strength

» 2208864

COIL SPRING SPACER

• Keep the front end of the vehicle up and improve ride quality when using a plow on strut or A-Arm vehicles

» 2872655

QUICK RELEASE SKID SHOES

• Helps prevent blade wear

• Hardened steel for industrial strength

» 2208864

PLOW MARKER

• Helps driver monitor plow blade position

• Sold in pairs

» 2872726

GLACIER PLOW LINK

» 2204974



POLARIS ENGINEERED
ADVANTAGES

MOUNTS PERFECTLY
Designed for your Polaris Engineered
bumper, roof or other mounting point

MAX PERFORMANCE
Validated to work as hard as
your machine does

DOESN'T OVERTAX
Trust it to work when you
need it to



ADVANCED
TECH

RIGID® lights are driven by Aluminum PCB Smart Boards®, 6063-T5 aircraft aluminum extruded housings and Tiger Drylac® UV protection polyester powdercoating.

EXCLUSIVE
OPTICS

RIGID® lights feature impact-resistant polycarbonate lenses for a 100% water/dustproof seal.

RIGID® LIMITED LIFETIME
WARRANTY

If you own a RIGID® light and it breaks, we will replace or repair it for life.*

RUGGED
CONSTRUCTION

Pro Armor lights are designed to be big and beefy with an aggressive style all their own, and housed in IP67 marine-grade rated UV polyester powdercoating.

MASSIVELY
BRIGHT

Pro Armor builds bright lights designed for any riding experience. All that power is directed through heat dissipating aluminum for streamlined heat management.



LIGHT BAR TYPES



SR-SERIES PRO

Sleek, powerful, low-profile (under 2" tall). Lights extreme distances with low energy usage.

Available in 10" & 32"



D-SERIES PRO

Compact to fit almost anywhere with high output and low energy usage.

Available in Driving, Flood & Spot



DUAL-ROW LED

The most spread and farthest illumination downrange. Easy to mount.

Available in 11" & 31"



SINGLE-ROW LED

Powerful, compact, low-profile light bars with sleek look.

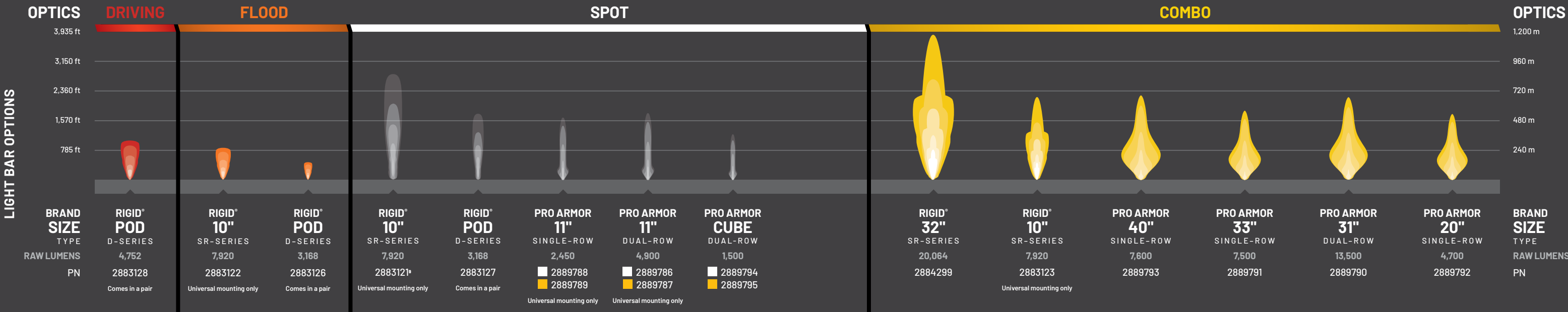
Available in 11", 20", 33" & 40"



CUBE LED

Small size allows mounting in strategic locations for added lighting.

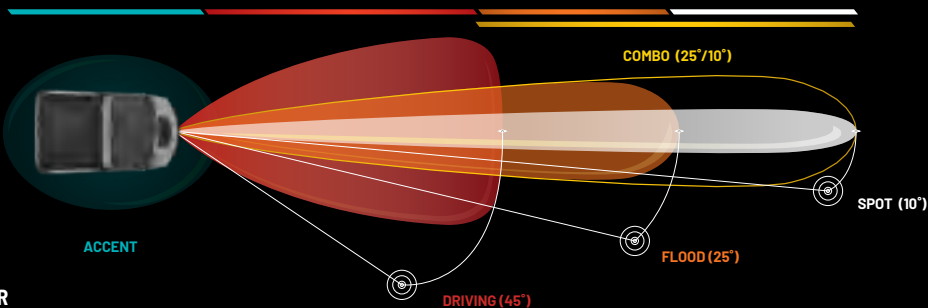
Available in Spot



BUILD YOUR VISION

Consider the optics, angle and how you will use your vehicle to choose the right light or set of lights.

OPTICS LIGHT ANGLE	ACCENT	DRIVING (45°)	FLOOD (25°)	SPOT (10°)	COMBO (25°/10°)
DRIVING SPEED	All	Slow to medium	Slow to medium	High	All
BEAM	Diffused glow	Extra-wide	Wide/shorter	Concentrated/long	Inner spot & outer flood
RECOMMENDED MOUNTING	Low/wheel well	All points	Low/rear	High points	All points
TERRAIN & RIDING STYLE	Added style & personalization in any terrain	All riding & utility	Wide-open terrain or trails & utility	Trail & tight conditions	All riding & utility



* If RIGID® determines, in its sole discretion, that your product is defective in material or workmanship, RIGID® will honor your warranty claim. In some cases the product will be replaced, depending on the specific time frame of the purchase. If the product is repaired, all parts, labor, and return shipping may be covered by RIGID®.

ADD A HARNESS TO
MOUNT YOUR LIGHTS

MODELS	LIGHT BAR SET-UPS	
	1 LIGHT IN 1 LOCATION ON 1 SWITCH	2 LIGHTS IN 2 LOCATIONS ON 1 SWITCH
EV 15-21 CREW 570-4 15-21 CREW 570 FULL SIZE 18-25 570 FULL SIZE 17-25 570 15-21 500 17-22	TOP SELLER LIGHT BAR HARNESS 2882209 UPPER SWITCH PANEL LIGHT BAR HARNESS* 2889675 ⚠ REQUIRES BATTERY CONNECTION CABLE	TOP SELLER LIGHT BAR HARNESS 2882209 Y-HARNESS 2879860 ⚠ REQUIRES BATTERY CONNECTION CABLE
SP 570 22-25 NON-PREMIUM AND NON- NORTHSTAR MODELS REQUIRE BATTERY CONNECTION CABLE	SEE P. 90 FOR WIRING CONNECTIONS	
XP 1000 18-25 CREW XP 1000 18-25 1000 20-25 CREW 1000 20-25 XP KINETIC 23-24		
XD 1500 24-25 CREW XD 1500 24-25		

⚠ BATTERY
CONNECTION CABLES

3-SEAT & CREW

- » 3-SEAT • 2879388
XP 1000 17-25
- » CREW • 2879685
CREW XP 1000 17-25

2-SEAT & CREW

- » **TOP SELLER** 2-SEAT • 2879990
EV 15-21, 570 15-21, 500 17-22
- » CREW • 2880929
CREW 570-4 15-21
- » 570 • 2881684
EV 15-21, 570 15-21, 500 17-22
- » SP 570 • 2889185
SP 570 SPORT 22-25,
CREW SP 570 SPORT 22-25

1 LED LIGHT BAR WIRING
HARNESS - REAR FACING
CREW EXTENSION

- For installing rear facing light on Crew models
- » 2883854
XP 1000 20-25, CREW XP 1000 18-25,
CREW 1000 20-25
TO BE USED WITH LIGHT BAR HARNESS (2889675)

LIGHT BAR MOUNT

- Optional cast mount for added style
- Compatible with all Pro Armor light bars
- » 2890053

CAST LIGHT BAR MOUNT

- » 2889930
XD 1500 24-25, CREW XD 1500 24-25

SHOP & VERIFY VEHICLE FITMENT AT
POLARIS.COM/SHOPRANGER

ADD ADDITIONAL EXTERNAL LIGHTING P. 44

COMMON ACCESSORIES

WINCHES

PLOWS

LIGHTING

CONNECTED
TECHNOLOGY

ELECTRICAL
ACCESSORIES

TRACKS

HUNT

COOLERS

WHEELS & TIRES
& TRAILERING

CONNECTED TECHNOLOGY

SMART TECH TO
OUTSMART THE UNEXPECTED



	POLARIS RIDECOMMAND	POLARIS RIDECOMMAND+
VEHICLE OWNERSHIP	GARAGE	✓
	WARRANTY STATUS	✓
	MAINTENANCE REMINDERS	✓
	ISSUE DIAGNOSTICS	✓
	VEHICLE HEALTH	✓
RIDING FEATURES	COMMUNITY	✓
	CONTENT SHARING	✓
	RIDE PLANNING	✓
	WAYPOINTS	✓
	RIDE TRACKING	✓
	RIDE TRACKING+	✓
	GROUP RIDE	✓
SECURITY	GROUP RIDE+	✓
	VEHICLE LOCATOR	✓
	LOCATION ALERTS	✓
	CHECK-IN MESSAGES	✓
	IGNITION SECURITY*	✓

* Only available on select models

POLARIS RIDECOMMAND

PLAN YOUR RIDE

Figure out your route ahead of time, so you can spend more time doing and less time planning. With Snap-to-Trail technology and property lines, you can ensure you're in the right area.

TUNE IN TO YOUR SURROUNDINGS

Integrated rear cameras and Game Camera Viewer allows you to have a more comprehensive view of your surroundings so you can check out what is happening on your land.

WORK SMARTER

Plow Mode automatically raises and lowers the plow depending on the gear you're in so that you can get your work done quicker.

DISCOVER NEW TRAILS

With over 1,000,000 miles of trails available offline, you'll have the confidence to ride anywhere, whether you have cellular coverage or not.

POLARIS RIDECOMMAND+

THE LATEST IN INDUSTRY-LEADING CONNECTED VEHICLE TECHNOLOGY

Vehicle health, maintenance and issue diagnostics from the palm of your hand.
Over-the-air updates with new feature releases.



LOCATION
ALERTS



VEHICLE
HEALTH



RIDE TRACKING+
& GROUP RIDE+



ISSUE
DIAGNOSTICS



MAINTENANCE
REMINDERS

AVAILABLE ON SELECT MODELS & AS AN ACCESSORY

7" DISPLAY POWERED BY RIDE COMMAND

Bright, 7" touchscreen visible in all conditions.

Group Ride
Stay together with fellow riders by following them directly on the map screen so you can ride at your own speed.

Personalized Audio Experience
Seamlessly pair to your display via Bluetooth® to wirelessly stream music and stay connected with call and text alerts.

Configurable Gauges
Customize your ride experience with elevation, travel direction, fuel level and more to create relevant screens for you.

» 2884072

XP 1000 '19-24, CREW XP 1000 '19-24, CREW 1000 '20-25, 1000 '20-25, SP 570 '22-25, CREW SP 570 '22-25
SPEAKERS NOT INCLUDED, MUST CHOOSE AUDIO PACKAGE FOR AUDIO OUTPUT

» 2890898

XD 1500 '24-25, CREW XD 1500 '24-25, XP 1000 '25, CREW XP 1000 '25, XP KINETIC '23-24
SPEAKERS NOT INCLUDED, MUST CHOOSE AUDIO PACKAGE FOR AUDIO OUTPUT



LEARN MORE & DOWNLOAD THE POLARIS APP AT
RIDECOMMAND.POLARIS.COM



7" DISPLAY MOUNT KIT

- Necessary mount for 7" Display Powered by RIDE COMMAND
- Seamless fit and finish
- Includes necessary wiring harness and reverse camera kits

» 2889766

XD 1500 '24-25, CREW XD 1500 '24-25

» 2890286

XP 1000 '22-25, CREW XP 1000 '22-25, CREW 1000 '22-25, 1000 '22-25
FOR NORTHSTAR AND ALL OTHER MODELS WITHOUT 900 WATT

» 2889310

XP 1000 '22-25, CREW XP 1000 '22-25, CREW 1000 '22-25, 1000 '22-25, XP KINETIC '23-24
FOR 900 WATT STATOR

» 2889163

SP 570 '22-25

CAMERA KITS

» FRONT • 2889662

XP KINETIC '23-24, SEE FULL DETAILS ON P. 59

» FRONT • 2890856

XD 1500 '24-25, CREW XD 1500 '24-25

» REAR • 2890858

XD 1500 '24-25, CREW XD 1500 '24-25

AVAILABLE ON SELECT MODELS

RIDE COMMAND+ CONNECTED VEHICLE ACCESSORIES*

» 3880079

XD 1500 '24-25, CREW XD 1500 '24-25

» 3880085

1000 '23-25, CREW 1000 '23-25, XP 1000 '23-25, CREW XP 1000 '23-25

» 3880086

SP 570 '23-25, CREW SP 570 '23-25

*Kits includes all necessary accessories to activate RIDE COMMAND+



LEARN MORE AT
TRAILTECH.NET

VOYAGER PRO KIT, UTV

Bright, 4" touchscreen visible in all conditions.
Compatible with RIDE COMMAND.

Pre-Loaded Base Maps
The map screen is enabled with base maps, topography lines, hill shading and select trails. Record or load GPS trails/riding areas and transfer to a PC.

» 922-125

AVAILABLE AT YOUR LOCAL DEALER OR ONLINE AT TRAILTECH.NET

Buddy Tracking
Track up to 20 group members no matter what type of vehicle they are riding.

Bluetooth® Enabled
Bluetooth® enabled for intercom, phone and media controls. Play songs from your phone or MicroSD card using a Bluetooth® headset, speaker or intercom. Two phones and two headsets can be connected at the same time.

COMMON ACCESSORIES

WINCHES

PLOWS

LIGHTING

CONNECTED TECHNOLOGY

ELECTRICAL ACCESSORIES

TRACKS

HUNT

COOLERS

WHEELS & TIRES & TRAILERING


89

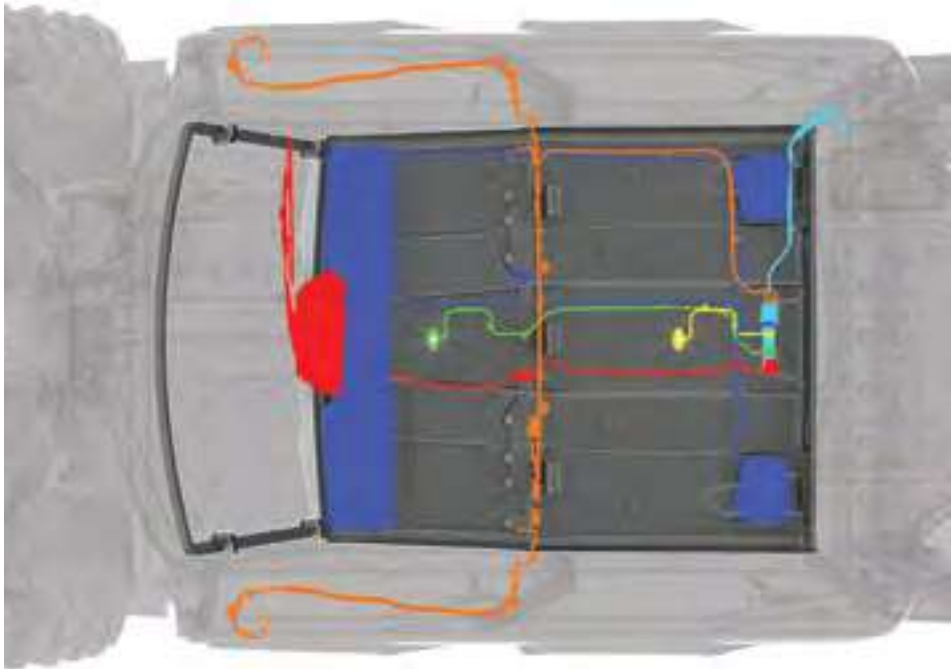
ELECTRICAL ACCESSORIES



ADD ELECTRICAL SYSTEM ACCESSORIES IN 4 EASY STEPS

Polaris PULSE is a revolutionary way to provide additional power locations on your vehicle, and makes adding electrical accessories a snap. Electrical accessories are easier to install, with designated routing areas and plug and play connections.

Look for  to identify Polaris PULSE ready accessories.



CREW XP 1000 POLARIS PULSE WIRING SHOWN



STEP 1

CHOOSE A POLARIS PULSE READY ROOF	XD 1500	CREW XD 1500	1000 XP 1000 XP KINETIC	CREW 1000 XP 1000	SP 570	CREW SP 570
Premium Roof – Poly – Polaris Pursuit Camo	N/A		2882913	N/A	N/A	
Premium Roof – Poly – Black	N/A		2882912	N/A	N/A	
Sport Roof – Poly – Black	N/A		2890684	2890333	2885077	2885078

STEP 2

ADD THE POLARIS PULSE ROOF 6	XD 1500	CREW XD 1500	1000 XP 1000 XP KINETIC	CREW 1000 XP 1000	SP 570	CREW SP 570
Polaris PULSE Roof 6	2890262	2890441	2882904			
Polaris PULSE Wiring Harness – Crew Extension	N/A		N/A		2889185	

STEP 3 ADD ACCESSORIES*

POWER WINDOW DOORS	XD 1500	CREW XD 1500	1000 XP 1000 XP KINETIC	CREW 1000 XP 1000	SP 570	CREW SP 570
Polaris PULSE Wiring Harness – Crew Extension	N/A		N/A	2883231	N/A	

WINDSHIELD WIPER & WASHER SYSTEM	XD 1500	CREW XD 1500	1000 XP 1000 XP KINETIC	CREW 1000 XP 1000	SP 570	CREW SP 570
Windshield Wiper & Washer System	2889095		2883974		2885083	
Polaris PULSE Wiring Harness – Crew Extension	N/A		N/A	2883231	2889185	

WORK LIGHT	XD 1500	CREW XD 1500	1000 XP 1000 XP KINETIC	CREW 1000 XP 1000	SP 570	CREW SP 570
Rear LED Work Light	2889771		2889672			
Reverse Light Harness	N/A		2889679		N/A	
Polaris PULSE Wiring Harness – Crew Extension	N/A		N/A	2883231	2889185	

AUDIO: DASH RADIO & VISOR SPEAKERS	XD 1500	CREW XD 1500	1000 XP 1000 XP KINETIC	CREW 1000 XP 1000	SP 570	CREW SP 570
160 Watt, Waterproof AM/FM Bluetooth® Audio System	N/A		2882750		N/A	
300 Watt Overhead Audio Visor Speakers	N/A		2882891		N/A	
JBL® Dash Audio Kit	N/A		N/A		2885081	
Polaris PULSE Wiring Harness – Crew Extension	N/A		N/A	2883231	2889185	

AUDIO: VISOR AUDIO + REAR SPEAKERS	XD 1500	CREW XD 1500	1000 XP 1000 XP KINETIC	CREW 1000 XP 1000	SP 570	CREW SP 570
300 Watt AM/FM, Bluetooth® Audio Visor with Four 6.5" Waterproof Speakers	N/A		2882888		N/A	
Rear Overhead Speakers	N/A		2882876		N/A	
JBL® Trail Pro 4200 Audio Upgrade Kit	2889763		N/A		N/A	
Polaris PULSE Wiring Harness – Crew Extension	N/A		N/A	2883231	N/A	

*Add accessories to models without 7" Display Powered by RIDE COMMAND

STEP 4 FINISHING TOUCH

CONCEAL WIRING FOR A FINISHED, COMFORTABLE LOOK	XD 1500	CREW XD 1500	1000 XP 1000 XP KINETIC	CREW 1000 XP 1000	SP 570	CREW SP 570
Premium Roof Liner	N/A		2890526	2890527	2885093	2885094

ELECTRICAL ACCESSORIES



THE FOLLOWING ACCESSORIES EASILY PLUG INTO THE FACTORY INSTALLED POLARIS PULSE UNDER THE HOOD:

	XD 1500	1000 / XP 1000 / XP KINETIC	SP 570
Heater & Defrost System	P. 20	P. 42 / 59	P. 68
Horn	P. 20	P. 44	P. 68
Plow Controller	P. 21	P. 45	P. 69
Audio System	P. 23	P. 48	P. 69
Light Bars	P. 86	P. 86	P. 86



POLARIS PULSE UNDERHOOD BUS BAR - 6 POSITION

- If upgrading to more than three accessories attaching to the underhood PULSE location, replace 3-Position Bus Bar with the Polaris PULSE Underhood Bus Bar - 6 Position
- » 2884183 1000 ONLY
CREW 1000 '20-25, 1000 '20-25

POLARIS FRONT PULSE BAR AND HARNESS

- This kit is required to install any electrical accessories on a base RANGER SP 570
- » 2889185
SP 570 '22-25

POLARIS PULSE BATTERY TENDER ADAPTER

- Connects your trickle charger to your vehicle
- » 2884297
XP 1000 '18-25, CREW XP 1000 '19-25, CREW 1000 '20-25, 1000 '20-25, SP 570 '22-25, CREW SP 570 '22-25, XP KINETIC '23-24

NEW! REVERSE LIGHT HARNESS

- Activates rear lights when your RANGER is shifted into reverse
- » 2889679
XP 1000 '17-25, CREW XP 1000 '18-25, CREW 1000 '20-25, 1000 '20-25, XP KINETIC '23-24



EASILY ADD LIGHTING

With Polaris PULSE it's easy to add RIGID® and Pro Armor lighting to your RANGER. All LED Light bars listed on pages 86-87 are Polaris PULSE ready, making installation that much easier.

POLARIS PULSE LIGHT BAR WIRING LOCATIONS

- Front Bumper
Roof - Rear Mounted
- Roof - Front Mounted
CREW Roof - Rear Mounted*

*Requires Extension

XD 1500	1000 / XP 1000 / XP KINETIC	SP 570
1 LIGHT WITH 1 SWITCH		
PULSE Light Bar Harness - Dash Switched 2889738 -OR- Overhead Switch Panel Kit 2880422 PULSE Light Bar Harness - Upper Switch Panel 2889686	<div>TOP SELLER</div> Polaris PULSE Wiring Harness - 1 LED Light Bar 2883230 Upper Switch Panel Light Bar Harness** 2889675 Reverse Light Harness 2889679	Polaris PULSE Wiring Harness - 1 LED Light Bar 2889161
2 LIGHTS WITH 1 SWITCH		
PULSE Light Bar Harness - Dash Switched 2889738 Y-Harness 2879860 -OR- Overhead Switch Panel Kit 2880422 PULSE Light Bar Harness - Upper Switch Panel 2889686 Y-Harness 2879860	<div>TOP SELLER</div> Polaris PULSE Wiring Harness - 1 LED Light Bar 2883230 Y-Harness 2879860	N/A
2 LIGHTS WITH 2 SWITCHES		
PULSE Light Bar Harness - Dash Switched (x2) 2889738 -OR- Overhead Switch Panel Kit 2880422 PULSE Light Bar Harness - Upper Switch Panel (x2) 2889686	<div>TOP SELLER</div> Polaris PULSE Wiring Harness - 1 LED Light Bar (x2) 2883230	Polaris PULSE Wiring Harness - 1 LED Light Bar (x2) 2889161
EXTENSIONS FOR CREW		
N/A	Polaris PULSE Wiring Harness - 1 LED Light Bar - Crew Extension 2883231 Upper Switch Panel Light Bar Harness - Extension** 2890067	N/A

TRACKS



PROSPECTOR PRO TRACK MOUNT KIT

- Install this track system mounting hardware in place of tires and wheels. Tracks sold separately.
- » 2889425
XP 1000 '21-25, CREW XP 1000 '21-25, CREW 1000 '20-25, 1000 '21-25, FITS MODELS WITH NON-HIGH CLEARANCE A-ARMS

» 2889426
XP 1000 '21-25, CREW XP 1000 '21-25, FITS MODELS WITH HIGH CLEARANCE A-ARMS
- » 2882783
XP 1000 '18-21, CREW XP 1000 '19-21, CREW 1000 '20-21, 1000 '20-21

» 2880071
CREW 570-4 '15-21, 570 '14-21, 500 '17-22

» 2889196
SP 570 '22-25
REQUIRES PROSPECTOR PRO TRACK (2880758), SOLD SEPARATELY

PROSPECTOR PRO 2.0 TRACK

- » 2890034
XP 1000 '18-25, CREW XP 1000 '18-25, CREW 1000 '20-25, 1000 '20-25

» 2889487
SP 570 '22-25, CREW SP 570 '22-25

PROSPECTOR PRO TRACK

- » 2880758
570 '14-21 WITH EPS, CREW 570 '14-21 WITH EPS

» 2880757
CREW 570-4 '14-21, 570 '14-21, 500 '17-22

If using Glacier Pro Plow System with tracks, Track Plow Extension is required (2889267)

For year-round use, Polaris recommends the use of Intake Update Kit (2880673) on any RANGER XP 1000 '17, RANGER XP 1000 CREW '14-18 with tracks installed. To keep intake system working optimally, this kit pre-filters out fine snow and dust.



- 1

INDUSTRY-FIRST FLEX-TRACK DESIGN

Front-mounted tracks with flexible sides and a slight inward curve allow for stable handling, a more comfortable ride and precise steering over long-distances or extended working hours.

2

HIGH-DENSITY TIRE WITH ADJUSTED SHAPE

With puncture-proof tires that reduce friction and wear, the Prospector Pro 2.0 Tracks delivers trouble-free performance.
- 3

LIGHTWEIGHT POWDER COAT STEEL FRAME

Proven geometry to improve durability and deliver capability in all conditions throughout the life of the tracks.

4

TANDEM STABILIZER

The bolt-on, tandem mid-roller wheel provides a smoother ride by absorbing shocks.
- 5

BEARING HOUSING

Outer seals and stainless steel sleeves allow stronger bearing durability and greater reliability.

6

WHEEL CAP & SEAL

A fitted wheel cap with bladder effect eliminates water absorption due to temperature variation. Ride in snow or mud without worrying about track maintenance.
- 6

CONFIDENTLY TAKE ON BUMPS AND OBSTACLES WITH 8" HIGH-DENSITY TRACKS.

HUNT



KOLPIN®
OUTDOORS


PROTECTING YOUR ESSENTIAL GEAR SINCE 1943

KOLPIN STRONGHOLD SYSTEM

Polaris is proud to partner with Kolpin Outdoors, an industry leader in off-road accessories and the premier name in gun boots and mounts. If you need to secure a firearm while riding, simply attach the auto-latch mount and choose your Gun Boot.

IDEAL FOR SECURE TRANSPORT OF SCOPED RIFLES AND SHOTGUNS.

STEP 1 CHOOSE YOUR MOUNT



KOLPIN STRONGHOLD AUTO-LATCH DOUBLE BOOT MOUNT

- Precision angle adjustable for a custom fit
- Provides a quick and secure attachment point

» DOUBLE BOOT MOUNT • 2883970

» SINGLE BOOT MOUNT • 2884106



RHINO-RACK® - GUN BOOT MOUNT

- Bracket used to mount Kolpin Stronghold Gun Boots to Rhino-Rack® systems when paired with Auto-Latch Mount (2884106), sold separately

» 2889327

XP 1000 '18-25, CREW XP 1000 '18-25, CREW 1000 '20-25, 1000 '20-25, XD 1500 '24-25, CREW XD 1500 '24-25

REQUIRES AUTO-LATCH MOUNT 2884106 TO MOUNT TO VEHICLE
SEE P. 52 FOR MORE RHINO-RACK® PRODUCTS



KOLPIN STRONGHOLD GUN BOOT XL

- Lockable and TSA approved
- Includes padded, zippered internal protective liner

• 52" L x 3 3/4" W x 10 1/2" H

» 2882036

REQUIRES AUTO-LATCH MOUNT 2883970
OR 2884106 TO MOUNT TO VEHICLE

KOLPIN STRONGHOLD GUN BOOT L

- 52" L x 4 3/4" W x 9 1/4" H

» 2882426

REQUIRES AUTO-LATCH MOUNT 2883970
OR 2884106 TO MOUNT TO VEHICLE



KOLPIN RHINO GRIPS

IDEAL FOR CARRYING RIFLES,
SHOTGUNS, BOWS AND CROSSBOWS

RHINO GRIP PRO

» 2884107

» REPLACEMENT RUBBER
STRAPS (2) • 2884109

ALL RANGER MODELS (EXCEPT 150 EFI)



RATCHETING RHINO GRIP

» 2881575

ALL RANGER MODELS (EXCEPT 150 EFI)



RHINO GRIP XLR

» 2889165

» REPLACEMENT RUBBER
STRAPS (2) • 2889204

ALL RANGER MODELS (EXCEPT 150 EFI)




RHINO GRIP XLR - DOUBLES

» 2889166

» REPLACEMENT RUBBER
STRAPS (2) • 2889204

ALL RANGER MODELS (EXCEPT 150 EFI)



All Kolpin Rhino Grips are Lock & Ride and Lock & Ride MAX compatible and come with required mounting hardware.

GUN RACK 6

- Adjustable to store guns at an angle or vertical (shown at angle)
- Holds six rifles or shotguns securely with soft rubber v-grips
- Stock is secured in place with a soft molded rubber inlay along the bottom of the rack
- Rack can be adjusted into three positions based on firearm height

» 2882159

XP 1000 '17-25, CREW XP 1000 '18-25, CREW 570 FULL SIZE '18-25, CREW 1000 '20-25, 570 FULL SIZE '17-25, 1000 '20-25, XD 1500 '24-25, CREW XD 1500 '24-25



IN-CAB GUN MOUNT

- Gives you instant gun access in the field
- Mounts securely to the floor and adjusts up to 45° forward
- Robust, molded gun butt holder at base
- Quick-release barrel straps
- Easily removable
- Accommodates scope-equipped rifles

» 2883263

XP 1000 '18-25, CREW XP 1000 '19-25, CREW 1000 '20-25, 1000 '20-25, XD 1500 '24-25, CREW XD 1500 '24-25

NORTHSTAR EDITION REQUIRES 2208023 HWD KIT TO INSTALL ON THE 2019 AND NEWER MODELS



POLARIS PURSUIT CAMO SxS FIELD COVER

- Full-coverage camo print cover hides your side-by-side while in the field
- Lightweight material protects your RANGER from inclement weather

» 2882160

XP 1000 '18-25, EV '15-21, 570 FULL SIZE '17-25, 570 '11-25, SP 570 '22-25, 500 '17-22, 1000 '20-25, XD 1500 '24-25

COMMON ACCESSORIES

WINCHES

PLOWS

LIGHTING

CONNECTED
TECHNOLOGY

ELECTRICAL
ACCESSORIES

TRACKS

HUNT

COOLERS

WHEELS & TIRES
& TRAILERING

95

COOLERS

MADE FOR RIDERS.
BUILT FOR LIFE.

30, 60 & 105
QUART FEATURES



ComfortCarry
Handles



TravelLock
System



EasyOut
Drain System



NoSlip
Rubber Feet



PolarWall
Insulation



IceLock
Seal

POLARIS NORTHSTAR COOLERS CAN SURVIVE JUST ABOUT ANYTHING -
FROM EXTREME HEAT TO A NASTY TUMBLE OFF A VEHICLE.

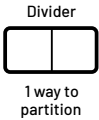


105 QUART

SAGEBRUSH GREEN • 2890707
GRAPHITE • 2883426

ACCESSORIES

WIRE BASKET • 2883648
DIVIDER (1) • 2883468
WHEELS • 2883967



Divider

1 way to
partition



60 QUART

SAGEBRUSH GREEN • 2890706
GRAPHITE • 2883425

ACCESSORIES

WIRE BASKET • 2882185
DIVIDERS (2) • 2882184
SEAT CUSHION • 2882179
WHEELS • 2882180

Dividers



2 ways to
partition



30 QUART

SAGEBRUSH GREEN • 2890705
GRAPHITE • 2883424

ACCESSORIES

WIRE BASKET • 2882438
DIVIDER (1) • 2882186

Divider



1 way to
partition



15 QUART

SAGEBRUSH GREEN • 2890704
GRAPHITE • 2883968



20 QUART
SOFT-SIDED COOLER

GRAPHITE • 2889285



HOLDS ICE FOR AGES


BECAUSE JUST ANY COOLER
WON'T CUT IT OUT THERE.

You need something rugged and reliable. A cooler purpose-built to handle the challenges of the off-road—while keeping your provisions on ice for days on end. Because out here, there are no ice machines, and you just left the last one in your dust. So, load it up. Lock it in. And know your NorthStar cooler is staying put—giving you a few extra days of ice time to enjoy the wild.

ESSENTIAL ACCESSORIES SO YOUR COOLER WORKS AS HARD AS YOU DO



WIRE BASKET



DIVIDERS Doubles as cutting board



SEAT CUSHION



WHEELS



TUMBLER



QUICKSTRAP

20 OZ • 2883393

2882187

ALL COOLERS AND POLARIS
RANGER CARGO BOXES

COMMON ACCESSORIES

WINCHES

PLOWS

LIGHTING

CONNECTED
TECHNOLOGY

ELECTRICAL
ACCESSORIES

TRACKS

HUNT

COOLERS

WHEELS & TIRES
& TRAILERING


97

96

POLARIS

POLARIS.COM/ShopRANGER

WHEELS & TIRES



OFF-ROAD, IT'S ALL ABOUT
FREEDOM & CREATING
YOUR OWN PATH

As serious riders ourselves, we get it. And everything we design is to get (and keep) you going on the ride of a lifetime. We're for every style of rider looking to go beyond the expected with a ride that will make your story epic.



WHY CHOOSE PRO ARMOR?
SUPERIOR PERFORMANCE
& DURABILITY

LIFELONG PERFORMANCE

- Every tire is designed and constructed with **longevity** in mind
- **3,000+ mile rated** (4,828 kilometers)

PREMIUM PROTECTION

- Pro Armor makes tires with **extra protection** exactly where it's needed most – the sidewall
- **Triple-belted sidewalls** keep your tires more resistant so you can keep going
Many competitors only use double-belted sidewalls

TOUGH TIRES

- Higher ply ratings mean added protection
- Pro Armor builds 8 or 10-ply rated tires for **higher puncture-resistance**



COMMON ACCESSORIES
WINCHES
PLOWS
LIGHTING
CONNECTED TECHNOLOGY
ELECTRICAL ACCESSORIES
TRACKS
HUNT
COOLERS
WHEELS & TIRES & TRAILERING

TIRES

Developed and tested with Polaris engineers, ensuring the perfect fit and optimal performance mile after mile.



14" WHEEL

PRO ARMOR X TERRAIN

Handle anything the trail throws your way, with a durability-driven design that provides a comfortable and confident ride.

Why Choose X Terrain?
Triple-belted sidewall resists puncture.



12" WHEEL
14" WHEEL

PRO ARMOR PRESERVE

Turf-friendly for areas requiring low-impact from tires.

Why Choose Preserve?
Perfect for locations where you don't want to risk damaging turf.



12" WHEEL
14" WHEEL
15" WHEEL

PRO ARMOR HARVESTER

Designed for trail & agricultural applications with excellent grip, minimal crop impact and long wear life.

Why Choose Harvester?
Great for unexpected impact and rugged terrain.

15" fits XD 1500 / Crew XD 1500 only



15" WHEEL

DUAL-DUROMETER

PRO ARMOR ATTACK 2.0

All purpose tread pattern with a 10-ply radial construction provides excellent traction and increased durability.

Why Choose Attack 2.0?
Tighter lug spacing provides better traction in hard-pack & 10-ply construction provides long-lasting durability.



14" WHEEL

PRO ARMOR ATTACK

Aggressive tread design provides traction in any environment.

Why Choose Attack?
Great all-season tire with wider lug spacing for grip in softer terrain.



12" WHEEL
14" WHEEL
15" WHEEL

PRO ARMOR TREKKER

The best balance of on-trail handling and low tire noise.

Why Choose Trekker?
Ultimate predictability with a quiet ride.

15" fits XD 1500 / Crew XD 1500 only



12" WHEEL

PRO ARMOR XD-K

These heavy duty tires are one of the strongest we've ever built. Superior puncture resistance, ride quality and long life.

Why Choose XD-K?
Triple-belted sidewall resists puncture.



14" WHEEL

PRO ARMOR HD-K

One of the strongest Pro Armor tires. Ride through corn stalks, thorns, jagged rocks or whatever else comes your way.

Why Choose HD-K?
Extremely strong tire for long life.



15" WHEEL

DUAL-DUROMETER

PRO ARMOR CRAWLER AT

Handle anything the trail has to throw at you. In the sand or a rocky trail, these tires will stand up to almost anything.

Why Choose Crawler AT?
Directional lug pattern, more grip and better traction and wider lug spacing for excellent mud clean-out.

Fits XD 1500 / Crew XD 1500 only



15" WHEEL

PRO ARMOR PRO RUNNER

Lightweight high-performance tire with aggressive lug design for incredible grip.

Why Choose Pro Runner?
Lightweight construction without sacrificing durability.

Fits XD 1500 / Crew XD 1500 only



14" WHEEL
15" WHEEL

DUAL-COMPOUND

PRO ARMOR MUD XC

The best tread design that balances aggressive traction in the mud with a smoother ride on the trail.

Why Choose Mud XC?
Perfect mud-trail crossover.

15" fits XD 1500 / Crew XD 1500 only



14" WHEEL
15" WHEEL

DUAL-DUROMETER

PRO ARMOR DUAL-THREAT

Dual compound technology for superior grip and traction.

Why Choose Dual-Threat?
Softer outer lugs for cornering grip and feel; harder inner lugs for longer tread life.

15" fits XD 1500 / Crew XD 1500 only



14" WHEEL
15" WHEEL
16" WHEEL

DUAL-DUROMETER

PRO ARMOR CRAWLER XG

Unmatched grip for rock crawling with a taller, softer lug.

Why Choose Crawler XG?
Perfect balance between high-speed performance, durability and flex for traction on slick rocks.



15" WHEEL

DUAL-DUROMETER

PRO ARMOR CRAWLER XP

The best in performance, durability, and reliability. Designed to tackle the toughest terrain in the most challenging conditions.

Why Choose Crawler XP?
Superior handling in soft dirt and clay. Extended side lugs for greater traction on rocks and sand.

Fits XD 1500 / Crew XD 1500 only



14" WHEEL
15" WHEEL

SINGLE-DUROMETER

PRO ARMOR CRAWLER XR

Premium grip for most terrains, from desert trails to the rocks.

Why Choose Crawler XR?
Tougher durometer allows for a shorter lug without sacrificing tread life and saves weight. Excels in hard-pack, fast terrain.

15" fits XD 1500 / Crew XD 1500 only



SCAN FOR MORE DETAILS

PRO ARMOR TIRES HAVE BEEN DEVELOPED AND TESTED to ensure the perfect fit, superior durability and optimal performance, mile-after-mile. No matter where you ride - mud, dirt, sand or snow - we've got you covered.

KNOW YOUR TERRAIN



- Tread patterns optimized for extreme traction
- Ideal for both hard pack & loose trail



- Provides traction & durability
- Performs in hard sand, jagged rocks or any extreme terrain



- Flexible "grippy" tread
- Aggressive side bite



- Extra deep treads
- Self-cleaning lugs



- Triple-belted sidewalls to resist puncture
- Purpose-built, long lasting tread patterns



- Handles extreme cold
- Holds shape & provides traction

WHEELS



15"

50-SERIES

A 5201			
WEIGHT: 17.1 LBS	LOAD RATING: 1,300 LBS	OFFSET: +4	
MATTE BLACK	FRONT/REAR	15" × 7"	1523184-458

B 5202			
WEIGHT: 17.8 LBS	LOAD RATING: 1,300 LBS	OFFSET: +4	
ACCENT	FRONT/REAR	15" × 7"	1523102-266
MATTE BLACK	FRONT/REAR	15" × 7"	1523102-458

C 5203 BEADLOCK ○ ○			
WEIGHT: 16 LBS	LOAD RATING: 1,300 LBS	OFFSET: +38	
MATTE BLACK	FRONT/REAR	15" × 7"	1522435-458

D 5204 ○			
WEIGHT: 13.5 LBS	LOAD RATING: 1,300 LBS	OFFSET: +55	
MATTE BLACK	FRONT/REAR	15" × 7"	1522550-458

E 5301 BEADLOCK			
WEIGHT: 17 LBS	LOAD RATING: 1,600 LBS	OFFSET: +38	
ACCENT	FRONT/REAR	15" × 7"	1523282
MATTE BLACK	FRONT/REAR	15" × 7"	1523266

○ LUG NUTS REQUIRED P. 105 5 WHEELS WITH 5 LUG NUTS Only compatible with XD 1500 / Crew XD 1500.

F 5304 BEADLOCK 5			
WEIGHT: 16 LBS	LOAD RATING: 1,600 LBS	OFFSET: +62	
MATTE BLACK	FRONT/REAR	15" × 7"	1525420
ONLY COMPATIBLE WITH XD 1500 / CREW XD 1500			

G 5306 5			
WEIGHT: 15 LBS	LOAD RATING: 1,740 LBS	OFFSET: +62	
MATTE BLACK	FRONT/REAR	15" × 7"	1525684
ONLY COMPATIBLE WITH XD 1500 / CREW XD 1500			

H 5307 5			
WEIGHT: 16 LBS	LOAD RATING: 1,740 LBS	OFFSET: +62	
MATTE BLACK	FRONT/REAR	15" × 7"	1525686
ONLY COMPATIBLE WITH XD 1500 / CREW XD 1500			

I 5307 BEADLOCK 5			
WEIGHT: 18 LBS	LOAD RATING: 1,740 LBS	OFFSET: +62	
MATTE BLACK	FRONT/REAR	15" × 7"	1525688
ONLY COMPATIBLE WITH XD 1500 / CREW XD 1500			

FORGED BEADLOCK RINGS

○ BEADLOCK REQUIRED



15" FORGED BEADLOCK RINGS

A MACHINED 1522240-266
ONLY USED ON 5203 BEADLOCK
SOLD INDIVIDUALLY

B MATTE BLACK 1523147-458
ONLY USED ON 5301 BEADLOCK
SOLD INDIVIDUALLY

14"

40-SERIES

J 4201 ○			
FRONT	WEIGHT: 13 LBS	LOAD RATING: 900 LBS	OFFSET: +9
REAR	WEIGHT: 14 LBS	LOAD RATING: 1,300 LBS	OFFSET: +9
ACCENT	FRONT	14" × 7"	1522956-266
	REAR	14" × 8"	1522957-266
MATTE BLACK	FRONT	14" × 7"	1522956-458
	REAR	14" × 8"	1522957-458

K 4202 ○			
FRONT	WEIGHT: 12.75 LBS	LOAD RATING: 900 LBS	OFFSET: +4
REAR	WEIGHT: 13.5 LBS	LOAD RATING: 1,300 LBS	OFFSET: -9
ACCENT	FRONT	14" × 7"	1522544-266
	REAR	14" × 8"	1522545-266
MATTE BLACK	FRONT	14" × 7"	1522544-458
	REAR	14" × 8"	1522545-458

L 4203 BEADLOCK ○ ○			
FRONT	WEIGHT: 13 LBS	LOAD RATING: 900 LBS	OFFSET: +4
REAR	WEIGHT: 14.5 LBS	LOAD RATING: 1,300 LBS	OFFSET: -9
MATTE BLACK	FRONT	14" × 7"	1522238-458
	REAR	14" × 8"	1522239-458


M 4204 ○			
FRONT	WEIGHT: 13 LBS	LOAD RATING: 900 LBS	OFFSET: +4
REAR	WEIGHT: 14 LBS	LOAD RATING: 1,300 LBS	OFFSET: -9
ACCENT	FRONT	14" × 7"	1522546-266
	REAR	14" × 8"	1522547-266
MATTE BLACK	FRONT	14" × 7"	1522546-458
	REAR	14" × 8"	1522547-458

N 4205 ○			
FRONT	WEIGHT: 10.5 LBS	LOAD RATING: 900 LBS	OFFSET: +4
REAR	WEIGHT: 12.5 LBS	LOAD RATING: 1,300 LBS	OFFSET: -9
MATTE BLACK	FRONT	14" × 7"	1521507-521
	REAR	14" × 8"	1521508-521
LUSTER	FRONT	14" × 7"	1521507-410
	REAR	14" × 8"	1521508-410

O HD DUAL BEADLOCK			
WEIGHT: 40 LBS	LOAD RATING: 1,600 LBS	OFFSET: +38	
MATTE BLACK	FRONT/REAR	14" × 7"	1524022-458

FORGED BEADLOCK RINGS

○ BEADLOCK REQUIRED



14" FORGED BEADLOCK RINGS

A MACHINED 1522244-266
ONLY USED ON 4203 BEADLOCK &
HD DUAL BEADLOCK
SOLD INDIVIDUALLY

B MATTE BLACK 1523146-458
ONLY USED ON 4301 BEADLOCK &
HD DUAL BEADLOCK
SOLD INDIVIDUALLY

KNOW YOUR WHEELS

STEP 1:
SELECT YOUR SERIES

4 = 40-SERIES

5 = 50-SERIES

STEP 2:
CHOOSE YOUR LOAD RATING

1 = <800 lbs

2 = 801 - 1,300 lbs









3 = 1,301 - 1,600+ lbs



STEP 3:
PICK YOUR STYLE

OFFSET / BEADLOCK / COLOR






INCREASE OFFSET FROM STOCK = NARROWER STANCE
DECREASE OFFSET FROM STOCK = WIDER STANCE


WHEEL & TIRE SETS

14" 40-SERIES	UTILITY			DESERT/ROCK	MUD/TRAIL		BACKCOUNTRY/TRAIL				TREKKER		X TERRAIN	
	HARVESTER		PRESERVE	CRAWLER XR	MUD XC		ATTACK	DUAL-THREAT			27"	29"	27"	29"
	27"	28"	27"	28"	27"	29"	26"	26"	29"					
4201  ACCENT	2882388	2883225	2883208	2882394	2884272	2884265	2882390	2883138	2883146				2889966	2889976
4201  MATTE BLACK	2882389	2883226	2883209	2882395	2884273	2884266	2882391	2883139	2883147				2889967	2889977
4202  ACCENT	2882383	2883220	2883203	2881343	2884267	2884260	2881335	2883140	2883148		2890907	2890906	2889968	2889978
4202  MATTE BLACK	2882384	2883221	2883204	2881344	2884268	2884261	2881336	2883141	2883149		2890905	2890904	2889969	2889979
4203 BEADLOCK  MATTE BLACK BEADLOCKS SOLD SEPARATELY				2881386			2881381						2889972	2889982
4204 ACCENT	2882385	2883222	2883205	2881355	2884270	2884263	2881347	2883142	2883150				2889973	2889983
4204  MATTE BLACK	2882386	2883223		2881356	2884271	2884264	2881348	2883143	2883151				2889974	2889984
4205  LUSTER				2881371			2881359							
4205  MATTE BLACK	2882387	2883224	2883207	2881372	2884269	2884262	2881360	2883144	2883152				2889975	2889985

15" 50-SERIES	TRAIL	DESERT/ROCK
	ATTACK 2.0	CRAWLER XG
	28"	28"
5201 ACCENT	2883160	2883188
5201 MATTE BLACK	2883159	2883187
5202 ACCENT	2883158	2883186
5202 MATTE BLACK	2883157	2883185
5203 BEADLOCK ACCENT BEADLOCKS SOLD SEPARATELY	2883154	2883182
5204 MATTE BLACK	2883155	2883183
5301 BEADLOCK  ACCENT BEADLOCKS PRE-MOUNTED	2883162	2883190
5301 BEADLOCK  MATTE BLACK BEADLOCKS PRE-MOUNTED	2883161	2883189

XD 1500 WHEEL & TIRE SETS

15" 50-SERIES	UTILITY		MUD/TRAIL	DESERT/ROCK		BACKCOUNTRY/TRAIL						ATTACK 2.0		DUAL-THREAT	PRO RUNNER		TREKKER	
	HARVESTER		MUD XC	CRAWLER AT		CRAWLER XG		CRAWLER XP		CRAWLER XR		30"	32"	32"	30"	32"	30"	32"
	30"	32"	30"	30"	32"	30"	32"	30"	32"	30"	32"							
5302 BEADLOCK  MATTE BLACK	2889936	2889942	2890841	2889937		2889935	2890025	2889946	2889948	2890846	2885010	2889934		2885009	2890844	2885011	2890921	2890926
5304  MATTE BLACK	2889996	2889945	2890674	2889999	2890000	2889995	2890027	2890672	2889997	2890673	2889998	2889994	2890675	2891026	2890843		2891006	2891007
5306  MATTE BLACK	2890949	2890950	2890948	2890941	2890942	2890938	2890939	2890946	2890947	2890943	2890944	2890932	2890933	2890934	2890935	2890936	2890917	2890922
5307  MATTE BLACK	2890968	2890969	2890967	2890960	2890961	2890957	2890958	2890965	2890966	2890962	2890963	2890951	2890952	2890953	2890954	2890955	2890918	2890923
5307 BEADLOCK  MATTE BLACK	2890987	2890988	2890986	2890979	2890980	2890976	2890977	2890984	2890985	2890981	2890982	2890970	2890971	2890972	2890973	2890974	2890919	2890924

LUG NUTS		 LUG NUTS REQUIRED
12MM x 1.5 SPLINED LUG NUTS		
16 LUG NUTS WITH WRENCH	 <div>ALL POLARIS RANGER 3-SEAT & CREW MODELS</div>	287933
4 LUG NUTS WITHOUT WRENCH		2879331
SPLINED LUG WRENCH		2204966
3/8" - 24 HEX LUG NUTS		
16 HEX LUG NUTS	 <div>ALL POLARIS RANGER 570'20-21 MODELS</div>	2877409
4 HEX LUG NUTS		2876754

2

WAYS TO PURCHASE
INDIVIDUAL WHEELS & TIRES
- OR - COMPLETE SETS AS LISTED



SCAN TO BUILD YOUR
CUSTOM SET
& VERIFY FITMENT

Exclusively at Polaris Authorized Dealers
or [Polaris.com/ProArmorRANGER](https://polaris.com/ProArmorRANGER)



TIRE SEALANT P. 106

- » 30 OZ. • 2830484
- » 1 GALLON • 2830485
- » 5 GALLONS • 2830486
- » 5 GALLONS PUMP • 2830487

TIRE SEALANT

HOW IT WORKS

- 1
- Tire sealant remains liquefied inside the tire until a leak develops in the tire or wheel.
- 2
- Once a leak occurs, the tire sealant rushes out of the tire and quickly creates a permanent solid plug, maintaining tire pressure so you can continue your ride.



HOW MUCH DO YOU NEED?

TIRE
HEIGHT
(IN.)

×

TIRE
WIDTH
(IN.)

/

5

=

OUNCES REQUIRED
PER TIRE

VISIT [POLARIS.COM/TIRESEALANTCHART](https://www.polaris.com/tiresealantchart) TO LEARN MORE

PREMIUM TIRE SEALANT

- Instantly seals and repairs rim, bead leaks and punctures up to .25" on standard tires and .75" on heavy ply tires

• Helps seal the tire bead against the wheel
- Creates permanent repair, helps maintain air pressure for the life of the tire

• 100% water soluble for easy cleanup
- Remains fluid and effective in temperatures down to -45° F

• Will not rust, corrode or pit wheels
- Easily installed through existing tire valve stem with valve core removed
- » 32 OZ • 2830484
- » 1 GALLON • 2830485
- » 5 GALLONS • 2830486
- » 5 GALLONS PUMP • 2830487
- » 55 GALLONS • 2830489
- » 275 GALLONS • 2830488

TRAILERING

RAMPS



CALIBER® RAMP PRO

- Designed for ATVs and UTVs up to 50" wide
- Integrated grip glides for ultimate traction
- Folding sides for easy transportation and storing

» 52" × 90" • 2884576



ALUMINUM ARCHED LOADING RAMPS

- Capacity for up to 3,000 lbs
- » 76" × 12" • 2,000 LB • 2875384
- » 88" × 12" • 3,000 LB • 2875386



LIGHTWEIGHT TRI-FOLD RAMPS

- Ramp folds up for transport
- Capacity for up to 1,500 lbs
- Safety straps included
- » 72" × 51" • 2875385
- » 82" × 51" • 2875860



FOLDING ALUMINUM ARCHED RAMPS

- Ramp folds up for transport
- Up to 1,500 lb total capacity, 750 lb per individual ramp
- Safety straps included
- » 88" × 12" • 2875387

COVERS



TRAILERING COVERS

- Protect your vehicle from the elements while storing outdoors
- A ratchet strap system on the bottom helps to secure the cover to the vehicle

MID-SIZE

- » 2890329
- SP 570 '22-25
- » 2890330
- CREW SP 570 '22-25

FULL-SIZE

- » 2890331
- XP 1000 '15-25, 1000 '20-25
- » 2890332
- CREW XP 1000 '17-25, CREW 1000 '20-25
- » POLARIS PURSUIT CAMO • 2882160
- XP 1000 '14-25, EV '15-21, 570 FULL-SIZE '17-25, 570 '14-25, 500 '17-22, 1000 '20-25

EXTREME DUTY

- » 2889107
- XD 1500 '24-25
- » 2890305
- CREW XD 1500 '24-25

CV BOOT REPAIR KIT*

FIX ON THE GO | TEMPORARY COVERAGE

- A quick trail-side fix to increase trail time
- The flexible and durable boot material expands over a cone tool for CV boot repairs, without disassembling CV axles
- Universal fit – works as a temporary fix for most powersports axles
- All components fit inside the cone, and a cover is provided for compact durable storage
- Easily fits in a cargo box, attached to the roll cage, in the glovebox or many other storage locations



Items shown are contained inside cone

UTV CV BOOT REPAIR KIT

- Kit includes the following items:
- (1) Expandable XL CV Boot
- (1) Reusable Cone Tool
- (2) CV Boot Clamps
- (1) Tube of Silicone Lube
- (1) Grease Packet
- (1) Cone Cover
- » 2830526

UTV TRAIL BOOT ONLY

» 2830527

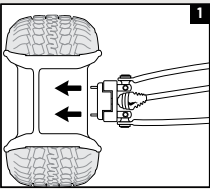
ATV

- » CV REPAIR KIT
- 2830528
- » TRAIL BOOT ONLY
- 2830529

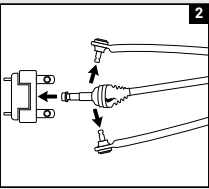
SEE HOW THE CV BOOT REPAIR KIT WORKS AT [POLARIS.COM/MAINTENANCE-VIDEOS](https://www.polaris.com/maintenance-videos)



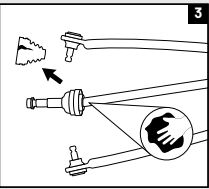
HOW TO INSTALL



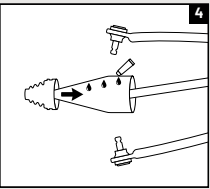
Remove wheel and axle nut.



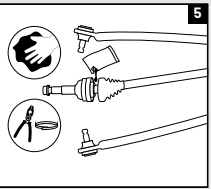
Remove brake caliper, hub, tie rod and upper and lower ball joints.



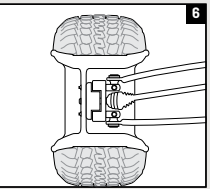
Remove old boot and clean joint.



Spread silicone lube on entire cone tool. Slide boot over cone tool, large end first. See package for outer boot instructions.



Empty the bag of grease into the CV joint/boot, clean sealing points and install clamps.



Reassemble tie rod, ball joints, brake caliper, axle nut, tire and wheel.

Refer to your service manual for further instructions and torque specifications.

*Designed for temporary CV boot repair. Purchase the OEM CV Boot for a permanent repair.

HITCHES



HITCH WITH 2" BALL

- 3:1 Hitch: ball, hook and pin design
- Rust resistant steel with powdercoat finish
- Removable ball, HD 5/8" pin and clip
- » 2" × 2" RECEIVER • 2830522
- » 1 1/4" × 1 1/4" RECEIVER • 2830523



1 1/8" BALL

- 1 1/8" replacement ball for hitch
- Designed to work with 3:1 Hitch
- » 2830524



RECEIVER HITCH

- » 2" RECEIVER TONGUE
- 2875320



TRAILER BALL 3/4" SHANK

- » 1 1/8" BALL • 2877602
- » 2" BALL • 2877603

STRAPS & ROPES



RECOVERY STRAP

- 2" × 30'
- 18,000 lb maximum load, 9,000 lb maximum vehicle weight
- Comes with carry bag
- » 2884033



RATCHET STRAP

- 1.5" × 15' straps, 2 pack
- Heavy duty webbing
- 5,500 lb maximum load, 1,833 lb working load
- » 2884031



RATCHET STRAP

- 2" × 20'
- Heavy duty webbing, floating D-rings, double J-hooks
- 10,000 lb maximum load, 3,300 lb working load
- » 2884032



SHOCK STRAPS

- 1.5" 3,000 lb breaking strength
- Keeps tension on tie-down straps to secure load, 2 pack
- » 1.5" × 15' • 2883296
- » 1.5" × 7' • 2883295

OIL & LUBRICANTS

Our PS-4 engine oils provide ultimate performance and protection, they're formulated with exclusive additives to keep engines clean from deposit buildup. These powersports-grade full synthetic oils helps maximize power and protect your engine for the long term.

PS-4 FORMULATIONS BEST PROTECTION, BEST PERFORMANCE



PS-4 5W-50 FULL-SYNTHETIC OIL

Optimal for ambient operating temperatures of -40° F to 100° F.

1 Quart 2876244	1 Gallon 2876245	16 Gallons 2876247	55 Gallon Drum 2876246	330 Gallon Tote 2878814
--------------------	---------------------	-----------------------	---------------------------	----------------------------

PS-4 0W-50 EXTREME FULL-SYNTHETIC OIL

Optimal for ambient operating temperatures of -45° F to 130° F.

1 Quart 2889395	1 Gallon 2889396	16 Gallons 2889397	55 Gallon Drum 2889398	330 Gallon Tote 2889399
--------------------	---------------------	-----------------------	---------------------------	----------------------------



PS-4 EXTREME SYNTHETIC 0W-50

- Our best extreme high and low temp formula, excellent for high temperatures and racing, even at temps of 130°F, plus easier cold starting even below -45°F
- Expect the best in wear protection thanks to premium PAO and ester base stocks combined with a balance of moly and ZDDP additives
- Polaris exclusive clean engine additive system reduces deposits and carbon build-up for peak performance and power

THE BEST PROTECTION, MAXIMUM PERFORMANCE

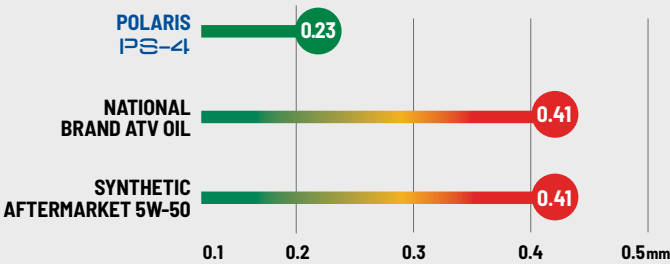
- Powersports grade full synthetics provide long lasting engine protection
- At least 40% improved wear protection compared to all aftermarket oils tested (see engine wear test chart)
- Polaris exclusive clean additive system
- At least 50% less deposits than all aftermarket oils tested (see deposit test chart)
- Cleaner engine with less deposits means consistent maximum power and performance

WIDEST VISCOSITY FOR ULTIMATE PROTECTION



ENGINE WEAR TEST

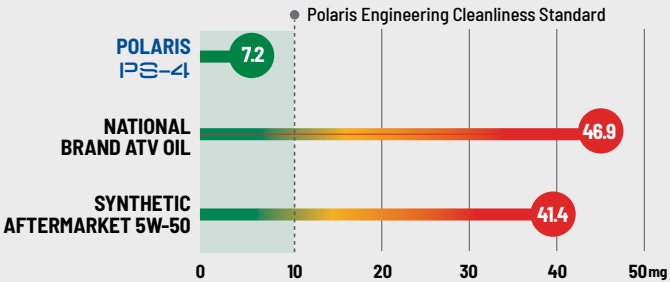
LOWER NUMBER = LESS ENGINE COMPONENT WEAR
LESS WEAR ON PARTS MEANS LONGER ENGINE LIFE



ASTM D4172. In 3rd party testing against 9 competitive products Polaris had 40% or better wear protection compared to all of the tested products. Numbers represent mm of wear scarring measured. Test measures wear at contact points, wear scar is measured for its length and width (in units of mm). Lower wear numbers mean better wear protection and friction reduction.

DEPOSIT TEST

LOWER DEPOSITS = MAXIMUM POWER



ASTM D6335. In 3rd party testing against 9 competitive products Polaris PS-4 had less than half the deposits compared to the next closest product. No other tested products met Polaris Engineering standards for deposit cleanliness. Test measures mass of deposits in mg in high temp, high stress test cycles. Higher deposits will impact engine power and performance.

POLARIS INVESTS IN EACH OIL AT & ABOVE THESE LEVELS

12+ DEDICATED
TEAM MEMBERS
FOCUSED ON POLARIS OIL

18+
MONTHS
DEVELOPMENT & TESTING

76,000+
HOURS
DYNO TESTING

2.2/3.5 MILLION+
MILES/KM
FIELD TESTING



DOT 4 BRAKE FLUID

A high-quality brake fluid designed for use in Polaris hydraulic brakes.

» 12 OZ • 2872189



SUSPENSION/ U-JOINT GREASE

» 3 OZ • 2871515
» 14 OZ • 2871551



GAS SHOCK OIL

» 1 QT RACING • 2874124
WALKER EVANS RACING
REBUILDABLE SHOCKS
» 1 QT PREMIUM • 2870995
FOX® REBUILDABLE SHOCKS



AGI

Protects transmission components against wear, corrosion, oxidation and foam in transmissions.

» 1 QT • 2878068
» 1 GALLON • 2878069
» EXTREME • 1 QT • 2891028



DEMAND DRIVE FLUID

Proprietary formulation prevents clutch slippage and chatter and reduces component wear and corrosion.

» 1 QT • 2877922
» 2.5 GALLONS • 2877923



ANTI-FREEZE

Prevent corrosion on metal components, eliminate scaling and maximize cooling system performance.

» 1 QT • 2880514
» 1 GALLON • 2880513
» 55 GALLONS • 2880512



CARBON CLEAN

Ultimate fuel and injection system cleaner

» 12 OZ • 2881413
NOT COMPATIBLE WITH
XP KINETIC



ADVANCED FUEL TREATMENT

Dual antioxidant formula protects jets and fuel system from gum and varnish

» 12 OZ • 2881416
NOT COMPATIBLE WITH
XP KINETIC

GARAGE ACCESSORIES



NEW
PARTS TRAY CABINET

- Roller bearing design
- 20.5" W x 16.75" D x 14.75" H
- » PARTS TRAY CABINET W/ 4 DRAWERS • 2830605
- » SQUARE DIVIDERS (24 COMPARTMENTS) • 2830606
- » ADJUSTABLE DIVIDER • 2830607
- » CABINET STAND • 2830608
- » CABINET WITHOUT DRAWERS • 2830609



NEW
EXTENSION CORDS

- Light-up cords designed for extreme cold and heat
- » HD XD 50' TRIPLE OUTLET 1²/₃ • 2830587
- » 25' SINGLE OUTLET 1⁴/₃ • 2830588
- » 50' SINGLE OUTLET 1⁴/₃ • 2830589
- » 2' TRIPLE END 1⁴/₃ • 2830603
- » 2' ADAPTER 30A TO 20A 1⁰/₃ • 2830602



BATTERY OPERATED FLUID TRANSFER PUMP WITH FLOW CONTROL NOZZLE

- Ideal for quick transfer of fluid, diesel, DEF/Adblue, water & water-based media
- Handheld flow control nozzle
- Powered by two 'D' batteries (not included)
- » 2830595



BATTERY OPERATED FLUID TRANSFER PUMP

- Liquid transfer pumps 5–6 quarts/min suctioning power
- Powered by two 'D' batteries (not included)
- » 2830513



FLEXIBLE CLUTCH COVER TOOL

- Set includes:
- (1) 1/4" drive x 11" flexible driver
- (1) 1/4" Drive double sided socket – 1/4" x 8mm
- Rubber grip handle and flexible shaft for better leverage
- » 2830572



FLEX SPOUT

- Fits all Polaris quart, gallon and 2.5 gallon bottles
- » 2871285



FLUID FUNNEL

- Narrow spout for controlled pouring
- Designed to prevent overfills
- Durable for all types of chemical exposure
- » 2830552



FLUID SYRINGE

- Easily add and remove fluid from your vehicle
- » 2830553



FLUID CHANGE TRAY

- 22" x 22" x 11.5"
- Chemical and heat resistant
- Holds up to 2 gallons of liquid
- » 2830551



FUNNELS

- Narrow spout for controlled pouring
- Designed to prevent overfills
- Durable for all types of chemical exposure
- » 1.25 QT BLUE 2830574
- » 1.5 QT RED 2830575
- » 1.5 QT GREEN 2830576



GREASE GUN

- For 14 oz All-Season & U-Joint
- Heavy-duty, one-handed pistol grip
- 5,000 PSI, with a 4" steel extension efficiently lubricates, reduces friction and wear and tear
- » 14 OZ • 2830569



GREASE GUN

- For 3 oz All-Season & U-Joint
- Tough steel construction
- Accepts both 6" rigid pip nozzle and 12" 12,000 PSI flex hose
- Enables easy application of grease
- » 3 OZ • 2871312



HANDHELD PUMP SPRAYER

- Half gallon portable sprayer
- Lightweight and easy to use
- » 2830570



OIL CHANGE KIT

- 6.5 QT drain pan, one pint oil funnel with screen, oil filter wrench, 15" x 18" absorbent pads (2), clean up wipe (1), 6 mil nitrile gloves (1 pair), blue interfold shop towels (4)
- » 2830545



OIL FILTER WRENCH - 65MM (2 9/16")

- 14 flute cup size - used with 3/8" square drive
- Works with Polaris Oil Filters 2540086, 2520799 and other 14 flute filters
- » 2830550



PREMIUM MAINTENANCE TOOL KIT

- Includes 51 pieces
- Lifetime warranty on select tools
- » 2830565



POLARIS SHOP TOWELS

- » 200 CT W/ DISPENSER • 2830402
- » 200 CT REFILL • 2830403
- » 64 CT REFILL • 2830440
- » HEAVY-DUTY SCRUBBER WIPES 90 CT • 2830441



POLARIS LED POCKET FLASHLIGHT

- Powerful beam - extends 200'
- Powered by 2 AAA batteries
- 90 lumens, 1 watt, energy efficient light
- » 2830436



POLARIS MAGNETIC PARTS TRAY

- » 2830432



POLARIS 33" TELESCOPIC MAGNET

- Retrieve fasteners or parts dropped in hard-to-reach places
- 5 LBS of holding strength
- Extends from 6.5" to 33"
- » 2830435



PUMP

- Fits 1 and 2.5 gallon bottles
- » 2870465



TRAIL TECH PORTABLE AIR COMPRESSOR

- Handheld air compressor with Li-ion battery
- Programmable PSI pressure settings, LED light and USB phone charger
- » COMPRESSOR • 060-DAP
- » CASE • 060-BAG
- » 15" EXTENDER HOSE • 060-LHS



FOLDING WORK LIGHT - 2000 LUMENS

- Rechargeable light with 2 LED light heads and 360° magnetic swivel handle that functions as a stand
- » 2830591



WORK LIGHT - 550 LUMENS

- UV and dual-charging on a 360° rotating swivel
- » 2830584



WORK LIGHT - 1000 LUMENS

- Adjustable with magnetic ends
- Battery charge indicator
- » 2830585




WORK LIGHT - 4000 LUMENS

- 90° swivel LED light with magnetic backing
- 16', 14 gauge extension cord cable reel
- » 2830586

BATTERY CHARGERS

SERVICE PARTS



POLARIS ENGINEERED SERVICE PARTS DELIVER UNMATCHED PERFORMANCE AND FIT FOR YOUR OFF-ROAD VEHICLE.

All service parts are engineered specifically for your machine. Which means everything is designed, tested and perfected to maximize the life of your ride. Getting Polaris Engineered parts is a decision that pays off in the long run, because there is a long run.

SHOP FOR SERVICE PARTS ONLINE OR VISIT YOUR POLARIS DEALER.



NOCO GENIUS® BATTERY CHARGER - 1 AMP

- Keep your battery charged
- Includes Boost Eyelet Cable with X-Connector Adapter (2830546)
- Includes adaptor for vehicle charge port

» 2830567



NOCO GENIUS® BATTERY CHARGER - 2 AMP

- Keep your battery charged
- Includes Boost Eyelet Cable with X-Connector Adapter (2830546)
- Includes adaptor for vehicle charge port

» 2830568



NOCO GENIUS® BATTERY CHARGER - 5 AMP, 2 BANK

- Waterproof charger
- 5 amps per bank for charging any 12v, AGM, lead-acid and/or lithium-ion batteries

» 2830599



NOCO GENIUS® BATTERY CHARGER - 10 AMP, 4 BANK

- Waterproof charger
- 10 amps per bank for charging any 12v, AGM, lead-acid and/or lithium-ion batteries

» 2830601



NOCO BOOST® GB40 12V 1000A JUMP STARTER

- Delivers 1,000 amps for jump starting a dead battery in seconds

» 2830547



NOCO BOOST® GB70 12V 2000A JUMP STARTER

- Delivers 2,000 amps for jump starting a dead battery in seconds

» 2830597



NOCO BOOST® JUMP PACK PROTECTION CASES

- Lightweight, durable and rugged custom exterior

» GB40 • 2830548
» GB70 • 2830598

YOUR BATTERY IS READY WHEN YOU ARE



LOOK-UP PARTS ON POLARIS.COM FOR EASY PARTS IDENTIFICATION, VIEW OF ASSEMBLIES & MORE!

Visit Polaris.com/RANGER
Click the “Parts & Accessories” tab
Enter **vehicle year/model** then **select the part**
Clearly see what parts are required and **order**



POLARIS POWER

BACKED BY A
3 YR
WARRANTY



TRY THE POLARIS MOBILE APP

COMPATIBLE WITH
P2500iEBT & P3200iEBT

- Start & Stop Generator
- Monitor Fuel Level (with Low Fuel Warning), Output Percentage, Total Hours, Power Output
- Monitor Total Run Time Remaining, AC Wattage, AC Voltage, Engine, RPM & Engine Temperature
- Access Service & Owners Manual

P2000i

Inverter Generator
2830532



BEST USED FOR



Tailgating



Off-Grid



Camping



Extension Cord Management

P2500iEBT

Inverter Generator
2830537



CO
DETECTION
AUTO SHUT-OFF

BEST USED FOR



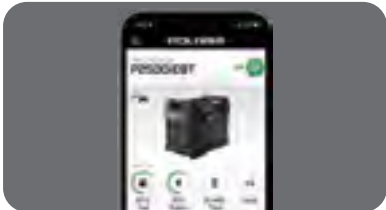
Tailgating



Off-Grid



Camping



Polaris Mobile/App Compatible for Digital Gauge Readings and Remote Start Features

NEW P3200iEBT

Inverter Generator
2830539



CO
DETECTION
AUTO SHUT-OFF

BEST USED FOR



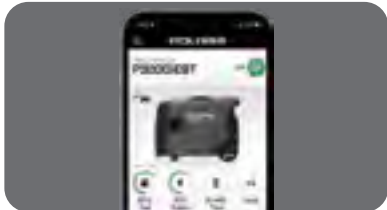
DIY Remodeling



One Room Backup



RV'ing



Polaris Mobile/App Compatible for Digital Gauge Readings and Remote Start Features

P5500 / P6500

Open Frame Generator
2830534 / 2830535



BEST USED FOR



Construction



Home Backup



RV'ing



Rough Terrain Wheel

Electric Start

PRESSURE WASHER 3700

2830573



- 3700 psi at 2.5 gpm
- Simpson pro-axial cam pump
- CRX 4-stroke 225cc OHV engine
- Low oil shut-down system
- 10" pneumatic tires
- Heavy-duty steel engine plate
- 1.25" tubular construction
- Professional spray gun
- 35' Morflex® hose
- Thermal relief valve

ELECTRIC PRESSURE WASHER 2500

2830592



- 2500 psi at 1.5 gpm
- 120v electric induction motor
- Axial pump with thermal relief valve
- Detachable cart for easy transport
- Professional spray gun with quick connect nozzles
- 25' Morflex® hose
- 8" Never-flat tires

FEATURED ACCESSORIES



SMALL ENGINE OIL

- 4-cycle engine oil
- » 2879383



ALL WEATHER COVER

- » P2500iEBT • 2830540
- » P3200iEBT • 2830541
- » P5500/P6500 • 2830542



HIGH ALTITUDE MODIFICATION KIT

- » P2500iEBT • 2889540
- » P3200iEBT • 2884866



INVERTER PARALLEL KIT

- Parallel to any two Polaris inverter generators
- » 2830536



BATTERY OPERATED FLUID TRANSFER PUMP WITH FLOW CONTROL NOZZLE

- » 2830595



TURBO NOZZLE

- 3700 PSI .25" QC turbo nozzle delivers a strong jet of oscillating water that cleans faster than standard nozzles
- Made for reliability and durability, this nozzle is easy to use and great at cleaning hard to remove dirt and debris
- » 2830579

Read, understand and follow your owner's manual. Never operate a generator indoors. Generator exhaust contains carbon monoxide vapors and exposure can result in severe injury or death. Gasoline is highly flammable and explosive under certain conditions. Always use extreme care whenever handling gasoline.

VISIT [POLARISPOWER.COM](https://www.polarispower.com)
FOR MORE DETAILS



APPAREL

FIT FOR ANY ADVENTURE. For outdoor enthusiasts looking for gear that's purposefully built to stand up to the fun and challenging experiences Polaris vehicles enable. Each piece of apparel and equipment bearing the name Polaris is crafted by outdoor enthusiasts, for outdoor enthusiasts. They are a badge of honor – representing what the Polaris brand stands for – a passion to simply be outside doing what you love.



SCAN TO SHOP
THE FULL LINEUP OF
POLARIS APPAREL

RANGER APPAREL & MERCHANDISE



MEN'S RANGER TEE

S-3XL
Green | 2833091
Black | 2833092



MEN'S LONG SLEEVE RANGER TEE

S-3XL
Black | 2833094
Gray | 2833093



NEW RANGER HOODIE

S-3XL
Black | 2865589



POLARIS RANGER STICKER 6"

6" x 0.85" | 2861864



POLARIS RANGER PARKING SIGN

2869933



RANGER CAP

Black | 2833131
Green | 2833132

RANGE COLLECTION



NEW RANGE WORK JACKET

Rugged and warm jacket that's tough for work and comfortable for play

MEN'S | S-3XL
Black | 2865321
Tan | 2865322

WOMEN'S | S-3XL
Black | 2865345
Tan | 2865346



RANGE WORK GLOVE

MEN'S | S-3XL
Black | 2865392

CASUALWEAR & HATS



SOFTSHELL JACKET 2.0

MEN'S | S-3XL
Black | 2865318
Rust | 2865319
Blue | 2865320

WOMEN'S | S-3XL
Black | 2865343
Blue | 2865344

PURSUIT HOODIE

MEN'S | S-3XL
Orange | 2864606
Camo | 2862494
Black | 2833076
Green | 2833077

WOMEN'S | S-3XL
Camo | 2865488

UPF HOODIE TEE

MEN'S | S-3XL
Olive | 2865492
Blue | 2833072
Gray | 2833073

WOMEN'S | S-3XL
Navy | 2865494
Pink | 2833102
Teal | 2833103



PLAID FLANNEL SHIRT

MEN'S | S-3XL
Cabernet | 2865495
Blue | 2864671
Cypress | 2864672

WOMEN'S | S-3XL
Cabernet | 2865496
Blue | 2864673
Teal | 2864674



PERFORMANCE SHIRT

MEN'S | S-3XL
Sand | 2865497
Cypress | 2865498



PIT SHIRT

MEN'S | SIZE VARIES
Cypress | S-3XL | 2864561
Black | XS-4XL | 2862526
Navy | S-3XL | 2833043



STAPLE CAP

Maroon | 2865516
Cypress | 2864568
Black | 2833127
Navy | 2833128



CORE CAP

Red | 2833123
Gray | 2833507
Navy | 2833494
Black | 2833495



SHIELD PATCH CAP

Navy | 2864578
Red | 2864579



TONAL HAT

Orange | 2864564
Black/Red | 2833497
Navy | 2833496



STEALTH CAMO CAP

Camo | 2861527



HUNTER ORANGE HAT

S/M | 2860892
L/XL | 2862545



CAMO BEANIE (REVERSIBLE)

Camo | 2833118



CORE BEANIE

Orange | 2862595

HELMETS & GOGGLES



TEAL/LIME
2865411

509 TACTICAL 3.0 MTN

EXPERIENCE TOP-TIER PROTECTION,
COMFORT AND CONNECTIVITY

XS-4XL
SIZE VARIES BY COLOR
ALSO AVAILABLE IN YOUTH

SHELL

• Poly and ABS polymer construction - ensures both strength and a lightweight feel for maximum protection

WEIGHT

• Starting at 1,300g

FEATURES

- Venturi Vent system generates negative pressure at velocity and pulls moist air from the breath box
- Cardo® UCS Compatibility - integration and easy assembly of Cardo® UCS modules (sold separately)
- Magnetic Fidlock® chin-strap technology
- Plush liner design
- Compatible with VEES Protection System (sold separately) for cold days
- DOT-and ECE 22.06-approved

FULL DETAILS ONLINE



MAROON/FUCHSIA
2865435

TENACITY 4.0

COMBINATION OF MODERN STYLE & PREMIUM
PROTECTION WITH INCREDIBLE VALUE

XS-2XL

SHELL

• Shock-resistant, injection-molded thermoplastic

WEIGHT

• 1,500g

FEATURES

- Through-flow, full-helmet ventilation
- ProClip quick release chin strap allows you to fasten the chin strap in seconds
- Removable breath box
- Toolless adjustable roost shield
- Removable, washable liner
- DOT- and ECE 22.06-approved

FULL DETAILS ONLINE



FUCHSIA/GRAY
2865427

509 KINGPIN

PREMIUM MATERIALS, ATTRACTIVE PRICE

FEATURES

- Built for off-road, the oversized spherical lens delivers optimal peripheral vision
- Metal tear-off posts provide strength and durability
- Quick-change technology allows you to run the best lens tint for conditions

FULL DETAILS ONLINE



BLUE
2865431

509 MX6

SUPER WIDE FIELD OF VIEW, ENGINEERED FOR DIRT

FEATURES

- PC outer lens with anti-scratch coating, and internal anti-fog coating
- Outriggers with latch system for quick lens change
- 45mm strap with silicone to hold strap in place

FULL DETAILS ONLINE

SEE OUR FULL LINE OF HOME & COLLECTIBLES ONLINE



KICKBACK
ROCKER

Green | 2864816
Blue | 2862626



HITCH
COVER

2861623



POLARIS
KEY RACK

12" x 8" | 2864718



15 OZ
CAMPFIRE
MUG

2861613

APPAREL

RANGER APPAREL
& MERCHANDISE

RANGE COLLECTION

CASUALWEAR & HATS

HELMETS & GOGGLES

HARDEST WORKING.

SMOOTHEST RIDING.

GET THE BEST OWNER EXPERIENCE OUT THERE

Our goal is to make every day of ownership a smooth ride. Sign in for access to everything you need, plus exclusive offers and more.

[OFFROAD.POLARIS.COM/ACCOUNT](https://offroad.polaris.com/account)



MY GARAGE

- Vehicle Profile & Accessory Details
- Maintenance Schedules
- Schedule Service
- Manuals & Warranty Info



MY RIDES & COMMUNITY

- My Tracked Rides
- My Planned Routes & POIs
- My Community Activities & Events
- Explore Polaris Adventures



MY SHOPPING

- Recommended Accessories
- Purchase History
- My Dealer
- Access to Polaris Pros

CONNECT ONLINE
SEARCH "POLARISORV"



TAKE ON ANY ENVIRONMENT

1 CHOOSE
MODEL

2 CHOOSE
TRIM

3 CHOOSE
COLOR

4 CHOOSE
ACCESSORIES

VISIT [POLARIS.COM/RANGER](https://polaris.com/ranger)

TO SEE VEHICLE OPTIONS AND VIEW ACCESSORIES
ON YOUR NEW MACHINE FROM EVERY ANGLE!

POLARIS
Think Outside

Warning: Polaris Off Road vehicles can be hazardous to operate and are not designed for on-road use. Driver must be at least 16 years old with a valid driver's license to operate. All riders should always wear helmets, eye protection and footwear. Read, understand and follow your owner's manual. Ride within the limits of your own abilities and never engage in stunt or exhibition driving. Never ride under the influence of drugs or alcohol. All riders should take a safety training course. Call 800-342-3764 for additional information.

Unless noted, trademarks are the property of Polaris Industries Inc. 509® is a registered trademark of Teton Outfitters, LLC. Apple® and App Store® are registered trademarks of Apple Inc. Bluetooth® is a registered trademark of Bluetooth Sig, Inc. Caliber® is a trademark of Caliber, Inc. Cardo® is a registered trademark of Cardo Systems, Inc. Carhartt® is a registered trademark of Carhartt, Inc. CruzTOOLS® is a registered trademark of CYCOACTIVE, INC. Facebook™ is a service trademark of Facebook, Inc. FidoLock® is a registered trademark of FidoLock GmbH. FOX® is a registered trademark of Fox Factory Inc. Google Play™ is a service trademark of Google LLC. YouTube® is a registered trademark of Google LLC. GoPro® is a registered trademark of GoPro Inc. Homelink® is a registered trademark of Gentex Corporation. Instagram™ is a service trademark of Instagram, LLC. JBL® is a registered trademark of Harman International Industries, Incorporated. MB Quart® is a registered trademark of Maxxsonics USA Inc. MORFLEX® is a registered trademark of FNA Group, Inc. NOCO Boost® and NOCO Genius® are registered trademarks of The Noco Company. RHINO-RACK® is a registered trademark of Rhino Rack Australia Pty Limited. RIGID® is a trademark of JST Performance, LLC d/b/a Rigid Industries LLC. SEAT SAVER® is a registered trademark of Prince Lionheart, Inc. SMART BOARD® is a registered trademark of Smart Technologies ULC. Unlimited Liability Corporation Canada. Tiger Drylac® is a registered trademark of Tiger Coatings GmbH & CO. KG. Twitter™ is a service trademark of X CORP. Wallbox™ is a service trademark of WALL BOX CHARGERS S.L. Fitment and availability are subject to change at any moment. Copyright © 2024 Polaris Industries Inc. All rights reserved.

MY25 RGR APP ACC - ENGLISH 9959102