



POLARIS
RANGER



POLARIS

2026

ENGLISH VERSION

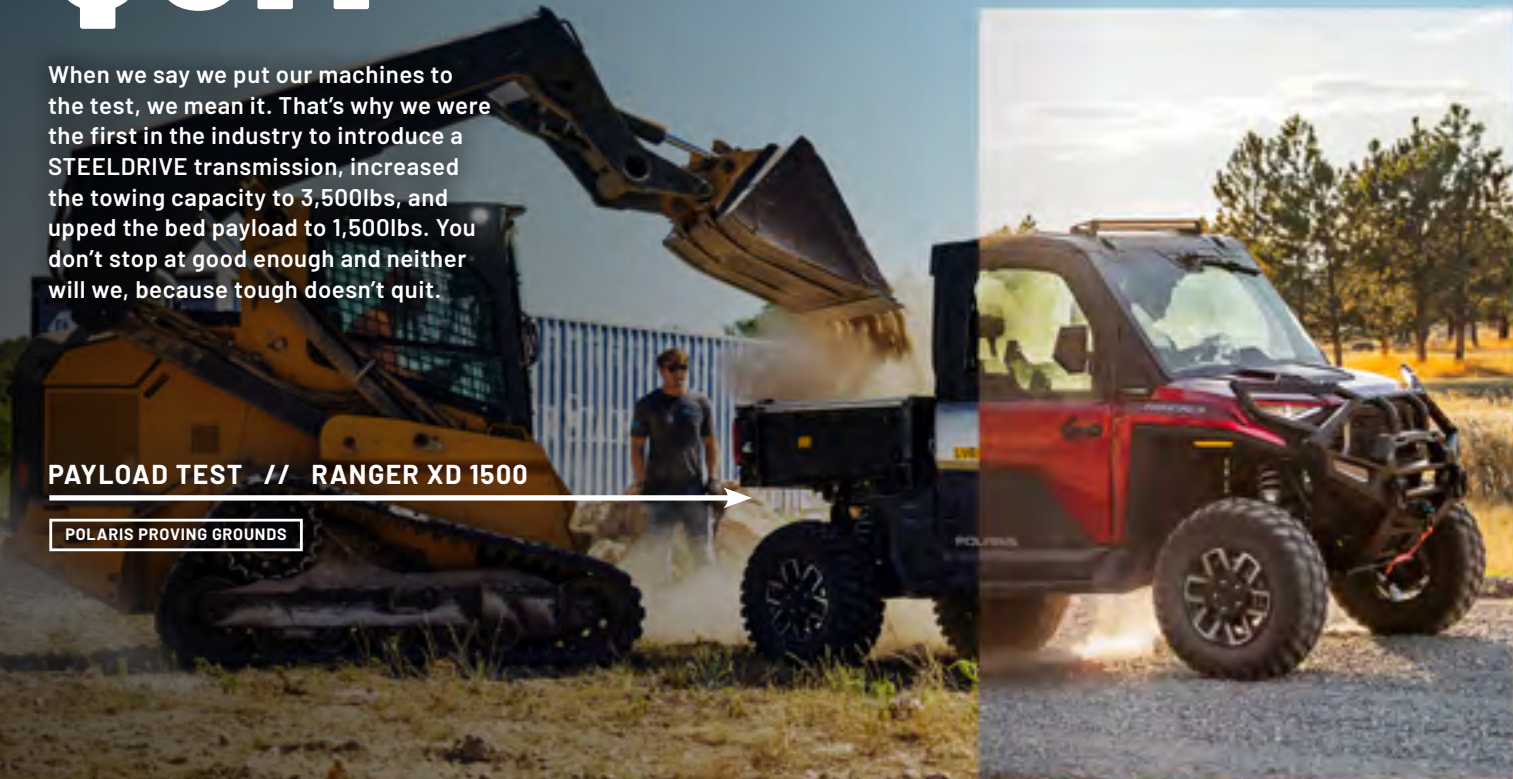
POLARIS RANGER

TOUGH DOESN'T QUIT

When we say we put our machines to the test, we mean it. That's why we were the first in the industry to introduce a STEELDRIVE transmission, increased the towing capacity to 3,500lbs, and upped the bed payload to 1,500lbs. You don't stop at good enough and neither will we, because tough doesn't quit.

PAYLOAD TEST // RANGER XD 1500

POLARIS PROVING GROUNDS



2026 LINEUP

SEE THE FULL LINEUP AT POLARIS.COM/RANGER

2025 RANGER XD 1500

P. 32



2024 RANGER XD 1500 PREMIUM RANGER XD 1500 NORTHSTAR PREMIUM RANGER CREW XD 1500 NORTHSTAR PREMIUM RANGER XD 1500 NORTHSTAR ULTIMATE RANGER CREW XD 1500 NORTHSTAR ULTIMATE

1000 / XP 1000 / XP KINETIC

P. 48



RANGER 1000 RANGER CREW 1000 RANGER 1000 EPS RANGER 1000 PREMIUM RANGER CREW 1000 PREMIUM



RANGER XP 1000 PREMIUM RANGER CREW XP 1000 PREMIUM RANGER XP 1000 NORTHSTAR PREMIUM RANGER CREW XP 1000 NORTHSTAR PREMIUM RANGER XP 1000 NORTHSTAR ULTIMATE



RANGER CREW XP 1000 NORTHSTAR ULTIMATE RANGER XP 1000 TEXAS EDITION RANGER CREW XP 1000 TEXAS EDITION RANGER XP 1000 NORTHSTAR TEXAS EDITION RANGER CREW XP 1000 NORTHSTAR TEXAS EDITION



RANGER XP 1000 NORTHSTAR TRAIL BOSS EDITION RANGER CREW XP 1000 NORTHSTAR TRAIL BOSS EDITION 2024 RANGER XP KINETIC PREMIUM 2024 RANGER XP KINETIC ULTIMATE

SP 570

P. 76



RANGER SP 570 RANGER CREW SP 570



RANGER SP 570 PREMIUM RANGER CREW SP 570 PREMIUM



RANGER SP 570 NORTHSTAR EDITION RANGER CREW SP 570 NORTHSTAR EDITION

500

P. 92



RANGER 500

YOUTH

P. 98



RANGER 150 EFI

POLARIS RANGER

04 2026 OVERVIEW

- 06 RANGER MODELS
- 22 NORTHSTAR EDITION
- 24 RIDE COMMAND
- 26 POLARIS ENGINEERED PARTS & ACCESSORIES

ACCESSORIES & MAINTENANCE

- 32 XD 1500
- 48 1000 / XP 1000 / XP KINETIC
- 76 SP 570
- 92 RANGER 500
- 98 YOUTH

COMMON ACCESSORIES

- 100 WINCHES
- 102 PLOWS
- 106 LIGHTING
- 108 CONNECTED TECHNOLOGY
- 110 ELECTRICAL ACCESSORIES
- 113 TRACKS
- 114 HUNT
- 116 COOLERS
- 118 WHEELS & TIRES
- 126 TIRE SEALANT & TRAILERING

MAINTENANCE & GARAGE

- 128 OIL & LUBRICANTS
- 130 GARAGE ACCESSORIES
- 132 BATTERY CHARGERS & SERVICE PARTS
- 134 HEAVY DUTY PARTS

APPAREL

- 137 RANGER APPAREL & MERCHANDISE
- 137 RANGE COLLECTION
- 138 CASUALWEAR & HATS
- 139 HELMETS & GOGGLES

140 2026 LINEUP & SPECIFICATIONS

RANGER

HARDEST WORKING. SMOOTHEST RIDING.



BACKED BY A
2 YEAR
LIMITED
WARRANTY*

Make the most of your workday with RANGER, our most capable UTV. Get more done with the ultimate blend of capability, comfort, and durability, plus have more fun on the trail when the work's complete.



CAPABILITY

WORK SMARTER, NOT HARDER | Get more done with on-demand all-wheel drive that provides instant traction and powerful hauling and towing for your toughest jobs.



COMFORT

KEEP THE OUTDOORS OUTSIDE | Whatever you do, enjoy it in any weather with enclosed cab options, seating for up to six, and accessories designed for rain or shine.



DURABILITY

TACKLE THE TOUGH STUFF | RANGER is built to be durable enough for any job, available with full underbody skid plate, massive front bumper, plus the assurance of a 2-year limited warranty.*

*Terms and conditions apply. See dealer for details.



RANGER EXTREME DUTY MODELS

A CLASS OF
ITS OWN



RANGER XD 1500 NORTHSTAR EDITION

EXTREME DUTY. EXTREME COMFORT. RANGER XD 1500 NorthStar delivers extreme comfort with the most spacious, premium, and refined cab we've ever built. Available in 3-seat and 6-seat.

CAPABILITY

ProStar 1500cc engine delivering 110 HP / 105 lb.-ft torque for industry-leading power

Get more done with an impressive 3,500 lb. towing and 1,500 lb. box capacity

30" Kenda® Cross Trail tires with industry-leading 15" of ground clearance for confident riding and handling

Factory-installed Pro Series 6,000 lb. winch with Rapid Rope Recovery to get the job done efficiently

DURABILITY

One piece, high-strength, heavy duty steel chassis for added durability

Industry-exclusive STEELDRIVE transmission offers smooth, precise control and added strength

COMFORT

Cab system seals and protects from the elements

Upgraded heating and air conditioning for complete climate control

Heated contoured seats with back bolsters for the long hauls*

Available 7" Display powered by RIDE COMMAND for easy GPS navigation*

Stay connected and informed with RIDE COMMAND+ vehicle information sharing, control, and connectivity*

JBL® audio for immersive sound*

*Available on RANGER XD 1500 NorthStar Ultimate



RANGER XD 1500
NORTHSTAR
PREMIUM



RANGER CREW XD 1500
NORTHSTAR
ULTIMATE



MAKE IT TRULY YOURS

Choose from a variety of tested and trusted Polaris Engineered accessories to customize your RANGER for how you ride.

SCAN TO LEARN MORE

RANGER FULL-SIZE MODELS

THE EVERYDAY WORKHORSE

RANGER 1000

UP FOR THE TASK. Make your days count with RANGER 1000. Its powerful engine delivers class-leading hauling and towing to boost efficiency on the job. Available in 3-seat and 6-seat.

COMFORT

Ride comfortably thanks to a tilt steering wheel and plush seat cushions

Factory-installed roof offers coverage from the elements*

Simplified cab nets offer one-hand operation for easier entry and exit

CAPABILITY

61 HP ProStar engine delivers smooth, quiet power

Overcome rocky terrain with up to 12.5" of ground clearance

Get more done with 2,500 lb. towing capacity and 1,000 lb. box capacity

Factory-installed 4,500 lb. winch with synthetic rope, autostop, and wireless remote to make light of heavy work*

*Available on RANGER 1000 Premium

DURABILITY

Gen 2 Transmission reduces shift effort by up to 50% for a consistent feel

Take on rugged terrain with available full-body skid plate, front bumper, and CV guards

Built to last with one-piece chassis and beefed up front drive



RANGER 1000 PREMIUM



RANGER CREW 1000



MAKE IT TRULY YOURS

Choose from a variety of tested and trusted Polaris Engineered accessories to customize your RANGER for how you ride.

SCAN TO LEARN MORE

RANGER FULL-SIZE MODELS

TASK TO TRAIL VERSATILITY

RANGER XP 1000 NORTHSTAR EDITION

POWER THROUGH TASKS AND TRAILS IN ANY WEATHER. The performance of a RANGER XP 1000, with a full cab system and factory-installed heating and air conditioning. Available in 3-seat and 6-seat.

COMFORT

Enclosed cab system offers tight sealing protection from the elements

Heat and air conditioning for all-season comfort

Available 7" Display powered by RIDE COMMAND for easy GPS navigation*

JBL® audio for immersive sound*

*Available on RANGER XP 1000 NorthStar Ultimate

CAPABILITY

82 HP ProStar engine to put more power to tasks and trails

Class-leading 1,000 lb. box capacity and 2,500 lb. towing capacity to get more done in fewer trips

14" of ground clearance to overcome tough terrain

3-position throttle control with Performance, Standard, and Work drive modes for specific use case scenarios

Factory-installed 4,500 lb. winch to pull through the unexpected

DURABILITY

Gen 2 Transmission reduces shift effort by up to 50% for a consistent feel

Rigid one-piece chassis, redesigned front end with larger front bumper, and a full-body skid plate for added strength

29" 8-ply Pro Armor X-Terrain tires provide enhanced puncture resistance



RANGER XP 1000
NORTHSTAR
PREMIUM



RANGER CREW
XP 1000 NORTHSTAR
ULTIMATE



RANGER XP 1000
PREMIUM



RANGER CREW XP 1000
PREMIUM

RANGER XP 1000

POWER THROUGH TASKS AND TRAILS. RANGER XP 1000 delivers sportier performance on the trail and more productivity on the job. Available in 3-seat and 6-seat.

COMFORT

Factory-installed roof for added coverage and redesigned cab nets for easier entry and exit

LED headlights for enhanced illumination in early mornings or late-night tasks

Easy-to-access, in-cab and underseat storage plus a USB charging port for electronics

Contoured seats with back bolsters provide support in rough terrain

CAPABILITY

82 HP ProStar engine to put more power to tasks and trails

Class-leading 1,000 lb. box capacity and 2,500 lb. towing capacity to get more done in fewer trips

14" of ground clearance to overcome tough terrain

3-position throttle control with Performance, Standard, and Work drive modes for specific use case scenarios

Factory-installed 4,500 lb. winch to pull through the unexpected

DURABILITY

Gen 2 Transmission reduces shift effort by up to 50% for a consistent feel

Rigid one-piece chassis, redesigned front end with larger front bumper, and a full-body skid plate for added strength

29" 8-ply Pro Armor X-Terrain tires provide enhanced puncture resistance



MAKE IT TRULY YOURS

Choose from a variety of tested and trusted Polaris Engineered accessories to customize your RANGER for how you ride.

SCAN TO LEARN MORE

RANGER

SPECIAL EDITION AND ELECTRIC MODELS

RANGER XP 1000 SPECIAL EDITIONS

PURPOSE-BUILT MODELS. Built from the tried-and-true RANGER XP 1000, our special editions are enhanced for comfort and capability for specific use cases.

RANGER XP 1000 NORTHSTAR TRAIL BOSS EDITION

Enclosed cab system to keep the elements out
Heat and air conditioning for all-season comfort
Active Descent Control for greater control in downhill terrain
Self-leveling rear suspension for a smooth ride, even when fully loaded
7" Display powered by RIDE COMMAND for easy GPS navigation
Stay connected and informed with RIDE COMMAND+ vehicle information sharing, control, and connectivity
Available in 3-seat and 6-seat

RANGER CREW XP 1000 NORTHSTAR TEXAS EDITION

Enclosed cab system to keep the elements out
Heat and air conditioning for all-season comfort
7" Display powered by RIDE COMMAND for easy GPS navigation
JBL® audio for immersive sound
Exclusive Texas Edition badging and paint
Available in 6-seat

RANGER CREW XP 1000 TEXAS EDITION

High-clearance arched A-Arms with 14" ground clearance to overcome rough terrain
4,500 lb. winch to get the job done
29" 8-ply Pro Armor X-Terrain tires provide enhanced puncture resistance and durability
Exclusive Texas Edition badging and paint
Available in 6-seat



2024 RANGER XP KINETIC

THE POWER TO DO MORE. The RANGER XP Kinetic provides the power to do more with uncompromised capability, unrivaled durability, and the refined performance of an all-electric powertrain. Available in 3-seat only.

CAPABILITY

110 HP electric motor and 140 lb.-ft. torque for effortless hauling and towing
1,250 lb. box capacity and 2,500 lb. towing to get more done in fewer trips
14" ground clearance to handle rough terrain with ease
Optimize power for the task at hand with three drive modes: Eco+, Standard, and Sport

DURABILITY

Backed by a 2-year limited warranty plus 5-year battery coverage for added assurance*
Enjoy more uptime as maintenance costs are estimated to be 70% less than the average for similar gas-powered vehicles**
A rigid one-piece chassis, full-body skid plate and large front bumper are ready to face rough terrain

COMFORT

Clean, quiet operation for easy conversation and stealthy trips to hunting spots
Convenient interior storage with dual glove boxes and under-seat storage
7" Display powered by RIDE COMMAND for easy GPS navigation***
Stay connected and informed with RIDE COMMAND+ vehicle information sharing, control, and connectivity



2024 RANGER XP KINETIC ULTIMATE



2024 RANGER XP KINETIC PREMIUM

*Terms and conditions apply. See dealer for details.

**Manufacturer estimate based on average scheduled maintenance costs over the course of a 5-year timeframe.

***Available on 2024 RANGER XP Kinetic Ultimate



MAKE IT TRULY YOURS

Choose from a variety of tested and trusted Polaris Engineered accessories to customize your RANGER for how you ride.

SCAN TO LEARN MORE

RANGER MID-SIZE MODELS

GET MORE DONE.
HAVE MORE FUN.

RANGER SP 570 NORTHSTAR

WORK AND PLAY IN COMFORT. The RANGER SP 570 NorthStar brings more comfort with a fully enclosed heated cab, so you can stay comfortable from the trails to tasks around the property. Available in 2-seat and 4-seat.

FUN TO RIDE

Enclosed cab system offers sealing from rain, dust, and reduces noise for a more comfortable ride
 Factory-installed heat for added comfort in the cold
 10.5" ground clearance to get over tough terrain
 LED headlights for enhanced lighting during low light situations

GREAT FOR WORK

44 HP ProStar engine for smooth power
 500 lb. dump box and 1,500 lb. towing for heavier hauls
 AWD for instant traction in tough terrain
 VersaTrac Turf Mode to alleviate wear and tear on lawns

PERFECT FIT

Compact 58" width to navigate tighter trails
 Tighter turning radius to maneuver small spaces
 Longer service intervals means more uptime for work and play



RANGER SP 570 NORTHSTAR



RANGER CREW SP 570 NORTHSTAR

RANGER SP 570

DESIGNED FOR WORK AND PLAY. When there's work to be done, RANGER SP 570 makes hauling and towing fast and easy with class-leading capability. When it's time for fun, it offers a smooth ride and handling's a breeze. Available in 2-seat and 4-seat.

FUN TO RIDE

9" front / 10" rear suspension travel for a smooth, comfortable ride
 Class-leading 11" ground clearance to overcome rocks and ruts on the trail
 LED headlights for enhanced lighting during low-light conditions*

GREAT FOR WORK

44 HP ProStar engine for more power
 500 lb. dump box and 1,500 lb. towing for heavier hauls
 AWD for instant traction in tough terrain
 VersaTrac Turf Mode to alleviate wear and tear on lawns

PERFECT FIT

Compact 56" width to navigate tighter trails
 Tighter turning radius to maneuver small spaces
 Longer service intervals means more uptime for work and play

*Available on RANGER SP 570 Premium



RANGER SP 570 PREMIUM



RANGER CREW SP 570



MAKE IT TRULY YOURS

Choose from a variety of tested and trusted Polaris Engineered accessories to customize your RANGER for how you ride.

SCAN TO LEARN MORE

RANGER MID-SIZE MODELS

RIGHT TOOL.
RIGHT PRICE.

RANGER 500

MAKE WORK PART OF THE REWARD. With work-ready features like a dump box, factory-installed winch and more, this vehicle is the smart choice for those looking to take on to-dos without breaking the bank.

MAKES WORK EASIER

DUMP BOX

Make fewer trips with the gas-assist dump box. It can haul up to 300 lbs., approximately 10 bags of dry mulch.*

TOWING

Save time and energy on property tasks. Plus, a standard 2" hitch receiver easily handles heavy loads—enabling you to transport heavy landscaping materials or large brush/branches more efficiently.

WINCH

Clear fallen trees and remove stumps with the pulling power of a factory-installed 2,500-lb. winch.

POWER

A 28-HP engine delivers the right amount of power for a smooth, controlled ride, helping you work more efficiently.

EASY TO USE

COMPACT WIDTH

Conveniently store and easily navigate small spaces with a narrow 56" width.

USER-FRIENDLY CONTROLS

Get in and go with simple, intuitive controls. Responsive on-demand all-wheel drive (AWD) automatically engages all four wheels when traction loss is detected to keep you on the move.

INTERIOR STORAGE

Grab what you need, when you need it. Convenient interior storage makes it easy to bring and access essentials—such as your phone, beverages and small tools.

LED HEADLIGHTS

Work when it's convenient thanks to LED headlights, providing better visibility than halogens in low-light conditions.

ROOF

Stay comfortable on long days with a factory-installed roof, offering shade from the sun and protection from brush.

EASY TO OWN

HASSLE-FREE MAINTENANCE

DIY maintenance is easy with convenient access to oil, the air filter and other components.

ON-DEMAND RESOURCES

Have questions about your vehicle? Access our comprehensive online library of owner resources for quick answers—whenever, wherever. Need more help? Easily connect with our product experts via chat or phone.

DEALER NETWORK

Conveniently access vehicle care and service at over 1,000 dealers nationwide. Use our Dealer Locator to find one near you.

WARRANTY

Ride with peace of mind thanks to a 1-year warranty.

STANDARD FEATURES

- 28 HP Prostar Engine
- 10" Ground Clearance
- 25" Tires
- 1,500 lbs. Towing Capacity
- 300 lb Box Capacity
- Roof
- LED Headlights
- 2,500 lb winch with wired remote
- Steel Front Bumper



MAKE IT TRULY YOURS

Choose from a variety of tested and trusted Polaris Engineered accessories to customize your RANGER for how you ride.

SCAN TO LEARN MORE

YOUTH SIDE-BY-SIDES & ATVs

INSPIRE CONFIDENCE OFF-ROAD

Empower child riders to take their own off-road adventures with youth vehicles built for comfort and control. Our kids' off-road lineup features small ATVs, quads, 4-wheelers and side-by-sides designed for a range of children's ages and experience levels—all with industry-leading safety features.

SAFETY FEATURES PARENTS LOVE

SAFE AND SOUND | Enjoy peace of mind knowing that Polaris youth models come with industry-leading safety features designed to build a solid foundation for the next generation of riders.



KID-FRIENDLY PERFORMANCE

HAVE A DAY | Kids can confidently tackle adventures thanks to age-appropriate ergonomics, capable suspension and plenty of ground clearance to clear obstacles.



GROW WITH POLARIS

RIDE EARLY. RIDE OFTEN. | We build confidence-inspiring youth model ATVs and side-by-sides. We offer ATVs made for riders ages 6+, 10+, 14+ and side-by-sides for riders aged 10+.



YOUTH SIDE-BY-SIDES & ATVs

KID-FRIENDLY PERFORMANCE

RZR 200 EFI

SXS PERFORMANCE FOR THE NEXT GENERATION. Give kids RZR performance and empower them while fostering a love for outdoors with leading safety technology parents will appreciate like Helmet Aware, kid-friendly performance and power that grows with them. The RZR 200 is made for riders ages 10+ with adult supervision.

RZR 200 EFI

180cc 4-stroke single cylinder engine
10" ground clearance
24" tires
48" wide
Age: 10+



2025 RANGER 150 EFI

SXS CAPABILITY FOR THE NEXT GENERATION. Introduce kids to legendary RANGER ride and handling with adaptable power that can grow with them. It's equipped with leading safety features like Helmet Aware Technology and Youth Ride Control for parents' peace of mind. RANGER 150 EFI is made for riders 10+ with adult supervision.

2025 RANGER 150 EFI

150cc 4-stroke single cylinder engine
8" ground clearance
22" tires
48" wide
Age: 10+



PHOENIX 200

PERFORMANCE FOR BIGGER ADVENTURES. Inspiring confidence off-road. Perfect way to introduce young riders to riding the trails. Ages 14+ with adult supervision.

PHOENIX 200

196cc 4-stroke single cylinder engine
7" of front and 6.5" of rear suspension travel
21" front and 20" rear tires for traction & stability
Adjustable Speed Limiter
Safety Whip Flag
Age: 14+



SPORTSMAN 110 EFI, OUTLAW 110 EFI, & 2025 OUTLAW 70 EFI

INSPIRING CONFIDENCE OFF ROAD. The Sportsman and Outlaw Youth ATVs are perfect to introduce young riders to riding the trails. The Sportsman 110 and Outlaw 110 models are made for riders ages 10+ with adult supervision, while the Outlaw 70 is for riders age 6+.

SPORTSMAN 110 EFI

112cc 4-stroke single cylinder engine
3.5" ground clearance
36.75" wide
Age: 10+



OUTLAW 110 EFI

112cc 4-stroke single cylinder engine
3.5" ground clearance
36.75" wide
Age: 10+



2025 OUTLAW 70 EFI

70cc 4-stroke single cylinder engine
4" ground clearance
35.5" wide
Age: 6+



RANGER XD 1500 / XP 1000 / SP 570 NORTHSTAR

OFF-ROAD CLIMATE CONTROL

Be in control of your comfort with available heat, air conditioning, and more. Polaris RANGER NorthStar Editions help you finish whatever task you set out to do, no matter the elements. Take your NorthStar to the next level with hundreds of accessories to choose from based on your riding needs.



UPGRADE YOUR NORTHSTAR RANGER XD 1500 / XP 1000 / SP 570

You've got the essentials straight from the factory—but why stop there? Get the most out of your NorthStar with additional Polaris Engineered accessories to fit your riding needs. Add the OWNER ESSENTIALS for top-selling accessories or UTILITY to optimize for the toughest outdoor jobs. Or, pick and choose your favorite accessories to make it your own.



XD 1500 NORTHSTAR ULTIMATE COMES STANDARD WITH:

- Enclosed Cab with Locking Doors and Power Windows
- Heating & Air Conditioning System
- 7" Display Powered by RIDE COMMAND and RIDE COMMAND+ Technology
- JBL® Trail Pro 2000 Audio Kit
- Full Glass Tip-Out Windshield with Wiper/Washer System
- Power Window Doors
- 6,000 LB Winch with Auto-Stop
- Sport Roof with Premium Liner & Dome Light
- Lock & Ride Glass Panel
- LED Headlights
- Auxiliary Lights - Front Bumper
- 30" Tires
- Heated Seats

PREMIUM TRIM ALSO AVAILABLE



XP 1000 NORTHSTAR ULTIMATE COMES STANDARD WITH:

- Enclosed Cab with Locking Doors and Power Windows
- Heating & Air Conditioning System
- 7" Display Powered by RIDE COMMAND
- JBL® Trail Pro 2000 Audio Kit
- Full Glass Tip-Out Windshield with Wiper/Washer System
- Power Window Doors
- 4,500 LB Winch with Auto-Stop
- Sport Roof with Premium Liner & Dome Light
- Lock & Ride Glass Rear Panel
- LED Headlights
- 29" Tires

PREMIUM TRIM ALSO AVAILABLE



SP 570 NORTHSTAR COMES STANDARD WITH:

- Glass Windshield with Wiper/Washer System
- Enclosed Cab
- Heating System
- Premium Manual Crank Window Doors
- 3,500 LB Winch with Auto-Stop
- Sport Roof with Premium Liner
- Lock & Ride Glass Rear Panel

	PRODUCT	XD 1500	XP 1000	SP 570
MUST HAVES	Front Bumper	2884872 P. 35	2890232 P. 62	2885084 P. 89
	Rear Bumper	2884876 P. 35	2882529 P. 62	2885087 P. 89
	Front Hood Storage Rack	2884878 P. 42	2890583 P. 68	2885088 P.88
	Storage Box	2889108 P. 42	2883279 P. 71	2889199 P. 88
	Polaris PULSE Wiring Harness - 1 Light Bar	2889686 P. 112 2889738 P. 112	2883230 P. 112	2889161 P.112
	Pro Armor 33" - Combo LED Light Bar		2889791 P. 107	
UTILITY	Side View Mirrors - Door Mounted	2889862 P. 36	2889241 P. 59	2889241 P.86
	Bed Extender	2889109 P. 42	2882752 P. 68	2889183 P. 88
	Box Lift	2889768 P. 43	2884141 P. 70	N/A

OFF ROAD, IN TOUCH



POLARIS RIDECOMMAND

ENHANCE YOUR RIDE

Take your ride to the next level with RIDE COMMAND. Whether you're tackling tasks or cruising through your property, RIDE COMMAND helps you work smarter and ride with confidence. Access GPS navigation, customizable gauges, public and private land info, and more—right from your 7" Display, the free Polaris app, or the RIDE COMMAND website. And the best part? It all works even without cell service, so you're ready for whatever comes next.

POLARIS RIDECOMMAND+

PLUS UP OWNERSHIP

Stay connected and in control with RIDE COMMAND+. This premium upgrade gives you added peace of mind by putting key vehicle insights right at your fingertips. Through the Polaris app, you can check your vehicle's health, monitor maintenance, identify vehicle issues that may arise, and more. It's the smarter way to make sure your ride is ready when you are.



VEHICLE HEALTH

Remotely monitor battery life, fuel level, oil change status, and more.



ISSUE DIAGNOSTICS


Stay proactive in your upkeep and avoid unexpected downtime.



MAINTENANCE REMINDERS

Stay on top of routine maintenance and remain confident you haven't missed anything important.





PARTS AND ACCESSORIES DESIGNED TO FIT YOUR RANGER

DESIGNED

by the people who designed your vehicle.

TESTED

in the field so you ride with 100% confidence.

TRUSTED

70 years in the business. The #1 name in off-road.

ACCESSORIES BACKED BY A



WARRANTY

KEEP YOUR STANDARDS HIGH. WE DO.



WE HOLD OUR PARTNERS TO THE SAME STANDARDS

Sharing an outdoor adventure with a companion or two gives your experience its very own energy. When we meet another brand that builds and tests their products with the same rigor as we do, a kinship forms. So we give them an exclusive partner badge and invite them along for the ride. It's another way we bring you the best options for customizing your Polaris vehicle without compromise. How better to send you and your crew out into the world?



PURPOSE-BUILT

FOR CAPABILITY, STRENGTH, AND COMFORT

The RANGER XD 1500 introduces an entirely new class of extreme duty side-by-side and purpose-built accessories. Take on the most demanding jobs with the industry's strongest, most capable UTV with the most customizable and intuitive accessory system on the market.



NEXT-LEVEL COMFORT

LEVERAGE THE FULL CAPABILITIES OF YOUR MACHINE YEAR-ROUND.



SUPERIOR INTEGRATION

MAKE WORK EASIER WITH YOUR VEHICLE BUILT TO ADD ESSENTIAL ACCESSORIES FOR ANY JOB.

PRO SERIES




DO MORE

TACKLE ANY JOB AND LEAVE NOTHING BEHIND.



ENHANCE YOUR RIDE WITH INTEGRATED ACCESSORIES



SUPERIOR INTEGRATION

RANGER IS A TRUSTED AND CAPABLE WORK PARTNER. Developed and tested along with the vehicle, Polaris Engineered Accessories are designed for seamless integration and simple installation to get more done, year-round.



PLUG AND PLAY ELECTRICAL

A revolution in electrical accessory integration, the Polaris PULSE Electrical System allows for a simple plug and play approach for adding power to Polaris Engineered Accessories.



INTEGRATED PRE-WIRED WINCH MOUNT

Designated mounting points and pre-wired connectors provide a perfect fit and the strongest place to attach the Polaris Engineered winch—the most dependable winch for your RANGER. With wiring built right into the vehicle, we made this the easiest RANGER winch to install.

INTEGRATED PLOW MOUNT*

The attachment points for the plow system are integrated right at the factory and feature an innovative drive-up and go installation process.

*Integrated plow mount not included on RANGER SP 570 non-Premium/non-NorthStar models

P. 102



DO MORE



VERSATILITY

Lock & Ride mounting locations allow for limitless customization to let you work the way you want.

RANGER 1000 / XP 1000 / XP KINETIC P. 54
RANGER SP 570 P. 84



ADAPTABLE STORAGE SOLUTIONS FOR YOUR XD 1500

The next generation of the Polaris Lock & Ride platform brings with it an entirely new system of purpose-built accessories and attachments. This means you can go further, push harder and do more than ever before.

XD 1500 P. 41

BRING IT ALL. BRING IT ON.*



STORAGE VERSATILITY

Rhino-Rack® roof rack and bed rack solutions offer 40% more storage capacity so you never have to leave tools or gear behind.



XD 1500 P. 44
RANGER 1000 / XP 1000 / XP KINETIC P. 66

*Always read and follow the owner's manual and on-vehicle labels for prohibited items.

NEXT-LEVEL COMFORT

OUR BEST SEALING CAB

With the profile channels engineered into the roll cage, body plastics molded to seal and cab accessories designed to keep the elements out, the cab system offers a new level of interior comfort.

RANGER 1000 / XP 1000 / XP KINETIC P. 52
RANGER SP 570 P. 82

CUSTOMIZE YOUR RANGER


OWNER ESSENTIALS PACKAGE

SCAN TO SHOP THIS PACKAGE



- 2884872 Upper Front Bumper P. 35
- 2884876 Rear Bumper P. 35
- 2889862 Door-Mounted Side View Mirrors P. 36

- 2890571 Sun Visor P. 36
- 2889108 **LR MAX** Storage Box P. 42



HUNT PACKAGE

SCAN TO SHOP THIS PACKAGE



- 2884872 Upper Front Bumper P. 35
- 2889800 **LR MAX** Cross Bed Rail P. 42
- 2884878 **LR** Front Hood Storage Rack P. 42
- 2889666 Rear Headache Rack - Winch Ready P. 42

- 2889698 1,000 LB Rear Cargo Box Winch P. 43
- 2889931 Kolpin Stronghold Gun Mounting Bracket P. 43
- 2884299 RIGID® SR-Series 32" Combo LED Light Bar P. 107
- 2882036 Kolpin Stronghold Gun Boot XL P. 114

RANCH PACKAGE

SCAN TO SHOP THIS PACKAGE



- 2884872 Upper Front Bumper P. 35
- 2884878 **LR** Front Hood Storage Rack P. 42
- 2889666 Rear Headache Rack - Winch Ready P. 42
- 2889847 **LR MAX** Modular Cargo System (MCS) P. 42

- 2889846 **LR MAX** MCS Tool Rack P. 42
- 2884299 RIGID® SR-Series 32" Combo LED Light Bar P. 107
- 2889930 Cast Light Bar Mount P. 107
- 2889738 PULSE Light Bar Harness - Dash Switched P. 112

FARM PACKAGE

SCAN TO SHOP THIS PACKAGE



- 2884878 **LR** Front Hood Storage Rack P. 42
- 2889108 **LR MAX** Storage Box P. 42
- 2889666 Rear Headache Rack - Winch Ready P. 42

- 2889109 **LR MAX** Bed Extender P. 42
- 2889791 Pro Armor 33" Single-Row Combo LED Light Bar P. 107

WINDSHIELD UPGRADE

FOR NORTHSTAR PREMIUM MODELS



POLARIS ENGINEERED ADVANTAGES



REVOLUTIONARY INSTALLATION



AIRTIGHT GASKET SEAL



MULTI-FUNCTION FEATURES



TIP-OUT GLASS WINDSHIELD UPGRADE KIT

- Components needed to convert a fixed glass windshield into a tip-out windshield
- Includes center handle, base, gas struts and hardware
- Windshield not included

» 2889085

XD 1500 '24-26, CREW XD 1500 '24-26
REQUIRES FIXED WINDSHIELD (2889086), SOLD SEPARATELY
NOT COMPATIBLE WITH HARD COAT POLY WINDSHIELDS

PROTECTION



UPPER FRONT BUMPER

- 1.75" tube steel construction
- Protects the front of your ride, including your headlights
- Mounts by bolting onto the stock front bumper
- Does not impede the headlights or winch and plow attachments
- Scratch-resistant, black powder-coated finish
- Used as attachment structure for hood rack

» 2884872

XD 1500 '24-26, CREW XD 1500 '24-26



REAR BUMPER

- Built to take on the toughest terrain with dependable strength, safely protecting tailgate and taillights
- Mounted for rear clearance, your wheels can still move even when the cargo bed is tipped back fully
- Integrated mounting holes for easy installation
- Black powder-coated finish
- Compatible with tow hitches

» 2884876

XD 1500 '24-26, CREW XD 1500 '24-26



ROCK SLIDERS WITH STEP

- The sturdy, steel construction includes a black e-coat and a durable, black powder-coated finish
- Easily get into the vehicle, and remove mud from footwear with an integrated boot scraper
- Easily installs with integrated mounting locations directly on the frame, instead of underneath, for maximum ground clearance

» 2-SEAT (SHOWN) • 2884874

XD 1500 '24-26

» CREW • 2884875

CREW XD 1500 '24-26



FRONT BUMPER BULL BAR

- Steel upper hoop that attaches to stock bumper and adds additional protection to front of vehicle

» 2890855

XD 1500 '24-26, CREW XD 1500 '24-26



SHACKLES - FULL COVERAGE BUMPER

- Bumper mounted tow hooks that can be used to secure vehicle to a trailer or used as an easy hook up point when towing an object

» 2890854

XD 1500 '24-26, CREW XD 1500 '24-26



FRONT RECEIVER HITCH

- 2" front receiver allows attachment of a trailer hitch for easily backing trailers into tight locations
- Bolts to vehicle frame

» 2889657

XD 1500 '24-26, CREW XD 1500 '24-26

CAB COMFORT & CONVENIENCE



SIDE VIEW MIRRORS

- Fully adjustable to accommodate riders of all sizes and can fold in to prevent being struck

» DOOR MOUNTED • 2889862

XD 1500 '24-26, CREW XD 1500 '24-26
REQUIRES FULL POWER DOORS OR GLASS/POLY WINDSHIELD, EACH SOLD SEPARATELY

» ROPS-MOUNTED (SHOWN) • 2889099

XD 1500 '24-26, CREW XD 1500 '24-26
NOT COMPATIBLE WITH FULL POWER DOORS OR WINDSHIELDS



CONVEX REARVIEW MIRROR

- Get a panoramic view of the trail and any obstacles behind your ORV
- Durable cast aluminum construction so the mirror stays attached through your roughest off-road adventures

» 2889096

XD 1500 '24-26, CREW XD 1500 '24-26



SUN VISOR

- Injection molded visor that flips down to reduce sun glare in early morning or at dusk
- Can be mounted on passenger or drivers side

» 2890571

XD 1500 '24-26, CREW XD 1500 '24-26



REAR WORK LIGHT

- Mounts to the back of your cab to fully illuminate the cargo box and surrounding area
- Includes mounting hardware
- Integrated into roof for a clean look

» 2889771

XD 1500 '24-26, CREW XD 1500 '24-26
PREMIUM MODELS REQUIRE OVERHEAD SWITCH PANEL (2890422) AND REAR PULSE KIT (PART NUMBERS VARY), EACH SOLD SEPARATELY



AUXILIARY LIGHTS - FRONT BUMPER

- Bumper mounted accent lights provide additional front illumination
- Integrated into bumper pockets for a seamless fit
- Dash mounted switch

» 2889767

XD 1500 '24-26, CREW XD 1500 '24-26



PULSE KIT - ROOF MOUNTED

- Add additional electrical capacity to power all of your favorite Polaris accessories

» 3-SEAT • 2890262

XD 1500 '24-26

» CREW • 2890441

CREW XD 1500 '24-26



OVERHEAD SWITCH PANEL KIT

- Add up to 4 additional electrical accessory switches conveniently overhead with this roof-mounted upper switch panel

» 2890422

XD 1500 '24-26, CREW XD 1500 '24-26



HORN KIT

- Powered by the vehicle's own electrical power
- Strong blast will safely alert those nearby
- Includes horn, mounting hardware and actuator

» 2889098

XD 1500 '24-26, CREW XD 1500 '24-26



DOME LIGHT KIT

- Easy install LED dome light provides optimal visibility inside your cab
- Connects to front PULSE bar location

» 2889097

XD 1500 '24-26, CREW XD 1500 '24-26



DOME LIGHT - STANDALONE

- Dome light allows for in cab visibility in low light
- Standalone kit does not include harness
- Plugs directly into vehicle roof harness

» 2890423

XD 1500 '24-26, CREW XD 1500 '24-26

WINCHES



AUDIO



WARRANTY



FEATURES & BENEFITS	PRO SERIES	STOCK ON MACHINE
RAPID ROPE RECOVERY Retrieve cable 5x as fast as standard mode on other Polaris winches. Get back to riding or complete your task quicker.	✓	NOT AVAILABLE
AUTO STOP TECHNOLOGY Auto Stop technology protects and extends the life of your winch by automatically stopping the winch at the end of pull to prevent over-spooling.	✓	ADD AUTO STOP UPGRADE + WIRELESS REMOTE 2890991 <small>SYNTHETIC ROPE REQUIRED</small>
WIRELESS REMOTE Operate your winch wirelessly from within 50 ft of the vehicle.		
PREMIUM SYNTHETIC ROPE Lightweight, extremely strong and flexible 50 ft long rope stands up to any tough job.	✓	✓
MODEL	6,000 LB	4,500 LB
XD 1500 '24-26 CREW XD 1500 '24-26	2889276	

UPGRADE YOUR CONTROLS

POWER CONTROLLER

- Control your winch and plow hydraulics directly from the shift knob

» 2889769

XD 1500 '24-26, CREW XD 1500 '24-26



REPLACEMENT PARTS

SYNTHETIC ROPE

» 6,000 LB
2879188

» 4,500 LB
2879187



JBL® has brought music to life in a way people can feel for over 70 years. From iconic concerts to the world's biggest sporting events, the award-winning sound has powered the world's most epic musicians, athletes and venues. Unleash the power of music so you can live life to the fullest wherever and whenever.

JBL® partnered with Polaris to create the highest performing audio system, specifically designed for RANGER. Purpose-built to stand up to any outdoor environment and to handle the toughest jobs.



JBL® TRAIL PRO 2000 AUDIO KIT

- 25 Watt x 4 channel internal amplifier
- 4.3" color TFT screen
- Bluetooth® 4.2 & USB input
- » 2889762
- AM/FM/WB tuner
- Two 50 Watt PEI tweeters
- Two 75 Watt 6.5" carbon fiber/polypropylene speakers

XD 1500 '24-26, CREW XD 1500 '24-26



JBL® TRAIL PRO 4200 AUDIO UPGRADE KIT

- Two 40 Watt 4" aluminum speakers
- 45 Watt x 4 channel amplifier
- Two 8" subwoofers with 300 Watt amplifier
- » 2889763

XD 1500 '24-26, CREW XD 1500 '24-26
REQUIRES JBL® TRAIL PRO 2000 AUDIO KIT (2889762) OR RIDE COMMAND, EACH SOLD SEPARATELY

STORAGE SOLUTIONS FOR EVERY JOB

Equip your RANGER with Polaris Engineered storage accessories to pack all your essentials for every job. The versatile lineup includes all-new, easy-to-install patented Lock & Ride MAX accessories – like a Modular Cargo System (MCS), Spare Tire Carrier and Storage Box – that offer limitless ways to customize your vehicle's storage capabilities.



This vehicle features an accessory system built around the need for next level durability and adaptability.

Our next generation of Polaris Lock & Ride technology brings with it an entirely new system of purpose-built accessories and attachments. This means you can configure your vehicle for any job, work more efficiently and get more done than ever before.

With virtually endless configurations and no tools required, you have the freedom to easily reconfigure on the fly and spend more time getting the job done.



HOW IT WORKS



1. Choose accessories



2. Position on the vehicle



3. Lock accessories into place



4. Reconfigure as needed

STORAGE



LR MAX
SPARE TIRE CARRIER

- Attaches to bed rails or cross bed rail
- Allows user to securely carry a spare tire up to 32 inches in diameter

» 2889110
XD 1500 '24-26, CREW XD 1500 '24-26



REAR HEADACHE RACK - WINCH READY

- Mounts to rear ROPs of vehicle
- Expanded metal screen allows rear visibility and protects rear panel from damage
- Used to mount rear mounted winch

» 2889666
XD 1500 '24-26, CREW XD 1500 '24-26



LR MAX
MODULAR CARGO SYSTEM (MCS)

- Overbed structure that bolts to Lock & Ride MAX rails and allows user to add the Tool Rack, Tool Extension, Rhino-Rack® Multi-Purpose Tool Holders and/or Kolpin Stronghold Auto Latch Mounts to offer additional storage solutions

» 2889847
XD 1500 '24-26, CREW XD 1500 '24-26



LR MAX
CROSS BED RAIL

- Provides additional mounting options with Lock & Ride MAX accessories
- Can be used as a divider in the vehicle bed
- Quick, toolless install with Lock & Ride MAX slide locks

» 2889800
XD 1500 '24-26, CREW XD 1500 '24-26



LR MAX
STORAGE BOX

- Attaches to bed rails with Lock & Ride MAX technology and can be positioned anywhere in the bed
- Large enough to hold helmets and other large items
- Dustproof and waterproof with 360° seals on all openings

» 2889108
XD 1500 '24-26, CREW XD 1500 '24-26



LR MAX
MCS WINCH BRACKET

- Accommodates rear winch clearance for use with Modular Cargo System (MCS)

» 2890893
XD 1500 '24-26, CREW XD 1500 '24-26



LR MAX
BED EXTENDER

- Add 30% more cargo space with the rear gate lowered and the extender installed

» 2889109
XD 1500 '24-26, CREW XD 1500 '24-26



LR
FRONT HOOD STORAGE RACK

- Durable, steel-constructed rack with powder-coated finish mounts across the hood for additional UTV storage, up to 100 lbs
- Helps protect your vehicle from brush and debris
- Easy installation with Lock & Ride technology
- Integrated side rails easily pivot to access the underhood

» 2884878
XD 1500 '24-26, CREW XD 1500 '24-26
REQUIRES UPPER FRONT BUMPER (2884872), SOLD SEPARATELY



LR MAX
MCS TOOL RACK

- Attaches to Modular Cargo System (MCS) with Lock & Ride MAX attachments, providing ability to carry long handled equipment like shovels and rakes

» 2889846
XD 1500 '24-26, CREW XD 1500 '24-26
REQUIRES MODULAR CARGO SYSTEM (MCS) (2889847) AND RAILS - MCS/HEADACHE RACK (2890444), EACH SOLD SEPARATELY



LR MAX
RAILS - MCS/HEADACHE RACK

- Additional accessory rails that can be attached to either the Headache Rack, or to the interior of the Modular Cargo System (MCS)

» 2890444
XD 1500 '24-26, CREW XD 1500 '24-26
REQUIRES MODULAR CARGO SYSTEM (MCS) (2889847) OR REAR HEADACHE RACK - WINCH READY (2889666), EACH SOLD SEPARATELY



12V CARGO BOX POWER PORT

- Power your tools or accessories to get the job done
- Dash mounted switch allows you to turn a sprayer or spreader on or off from the cab

» 2890857
XD 1500 '24-26, CREW XD 1500 '24-26



1,000 LB REAR CARGO BOX WINCH

- 1,000 LB pull force winch that mounts to Rear Headache Rack (2889666), sold separately
- Allows for easy loading of big game or other large and heavy items in the bed

» 2889698
XD 1500 '24-26, CREW XD 1500 '24-26



KOLPIN OUTDOORS COMING SEPTEMBER
DIAMOND PLATE ALUMINUM BEDSIDE SADDLE BOX

- Lockable stainless steel latch
- Gasketed Lid to minimize dust & water
- Integrated mounting holes for quick mount/removal to vehicle bed side
- Durable 15-gauge diamond plate aluminum

» BOX • 53475
MOUNTING KIT (98512) REQUIRED, SOLD SEPARATELY
» MOUNT (2 REQUIRED) • 98512
XD 1500 '24-26, CREW XD 1500 '24-26
NOT COMPATIBLE WITH BED RACK - 3-SEAT & CREW (2889236) OR 60 GALLON BOOMLESS UTILITY SPRAYER (2891271)



MCS TOOL RACK EXTENSIONS

- Attaches to Modular Cargo System (MCS) and allows user to carry hoses and other items

» 2889911
XD 1500 '24-26, CREW XD 1500 '24-26
REQUIRES MODULAR CARGO SYSTEM (MCS) (2889847) AND RAILS - MCS/HEADACHE RACK (2890444), EACH SOLD SEPARATELY



CARGO BED MAT

- Thick 0.2" molded poly mat looks good, protects the box, reduces unwanted drivetrain noise and keeps cargo more secure with a non-slip design

» 2889106
XD 1500 '24-26, CREW XD 1500 '24-26



LR MAX
CHAINSAW MOUNT

- Attaches to bed rails or cross bed rail and allows user to securely carry a chainsaw

» 2889105
XD 1500 '24-26, CREW XD 1500 '24-26



KOLPIN OUTDOORS
ALUMINUM BED BOX

- Lockable stainless steel latches accessible from driver & passenger sides
- Gasketed Lid to minimize dust & water
- Durable 15-gauge diamond plate aluminum

» BOX • 53470
MOUNTING KIT (53507) REQUIRED, SOLD SEPARATELY
» MOUNT • 53507
XD 1500 '24-26, CREW XD 1500 '24-26
NOT COMPATIBLE WITH BED RACK - 3-SEAT & CREW (2889236), OR 60 GALLON BOOMLESS UTILITY SPRAYER (2891271)



LR MAX
STRONGHOLD GUN MOUNTING BRACKET

- Allows user to attach any Kolpin Stronghold product

» 2889931
XD 1500 '24-26, CREW XD 1500 '24-26



REAR HYDRAULIC BED LIFT

- Electric hydraulic bed lift allows for easy dumping of the bed, even when at full capacity
- Dash switch controlled

» 2889768
XD 1500 '24-26, CREW XD 1500 '24-26



KOLPIN OUTDOORS
OVERBED CARGO RACK

- Integrated chainsaw carrying location, bottle opener, and tie-down slots
- 7" of clearance above the bed rail to fit gear under rack
- Durable steel and powder-coated finish

» RACK • 53450
MOUNTING KIT (53505) REQUIRED, SOLD SEPARATELY
» MOUNT • 53505
XD 1500 '24-26, CREW XD 1500 '24-26
NOT COMPATIBLE WITH BED RACK - 3-SEAT & CREW (2889236) OR 60 GALLON BOOMLESS UTILITY SPRAYER (2891271)

STORAGE



BRING IT ALL. BRING IT ON.*

From opposite sides of the globe, some of the most capable machines in the off-road world meet a trusted outdoor adventure brand to deliver industry-exclusive, purpose-built roof racks, bed racks and attachments that help RANGER riders get the job done.

*Always read and follow the owner's manual and on-vehicle labels for prohibited items.



PICK YOUR RACK



ROOF RACKS

• Sleek, durable backbone and innovative attachment system provides secure attachment to your vehicle

- » 3-SEAT • 2889236
XD 1500 '24-26
- » CREW (SHOWN) • 2889237
CREW XD 1500 '24-26



REAR BED RACK

- Ultimate modular load carrying solution
- Strong, lightweight aluminum construction tested in the harshest conditions
- Outfit with a wide variety of Rhino-Rack® accessories to customize your set up
- Mounts to the bed of your vehicle
- Weight capacity on bed - 150 lbs

» 2889860
XD 1500 '24-26, CREW XD 1500 '24-26
REQUIRES RHINO-RACK® REAR BED RACK MOUNT (2889844), SOLD SEPARATELY
NOT COMPATIBLE WITH MODULAR CARGO SYSTEM (MCS)(2889847)

PICK YOUR MOUNT



REAR BED RACK MOUNT

» 2889844
XD 1500 '24-26, CREW XD 1500 '24-26



ROOF RACK MOUNT

» 3-SEAT • 2889103
XD 1500 '24-26, CREW XD 1500 '24-26

» CREW • 2889104
XD 1500 '24-26, CREW XD 1500 '24-26

ACCESSORIZE IT



SPARE TIRE HOLDER

- Transport a spare tire outside the vehicle
 - Easily mounts to the Rhino-Rack® Rear Bed Rack (2889590), sold separately
- » 2889529
XD 1500 '24-26, CREW XD 1500 '24-26



J-STYLE KAYAK HOLDER

- Transport a kayak or canoe on the roof of your vehicle
- » 2889883
XD 1500 '24-26, CREW XD 1500 '24-26
REQUIRES ACCESSORY BARS (2889884), SOLD SEPARATELY



MULTI-PURPOSE TOOL HOLDER

- Carry and protect tools, paddles and more
 - Ratchet-locking mechanism for quick release and rubber inserts that secure gear into place
 - Includes new Zwifloc™ attachment technology
- » 2891317
XD 1500 '24-26, CREW XD 1500 '24-26



FISHING ROD HOLDER

- Convenient, locking carrier can transport five fishing rods safely and securely on a roof rack
 - Doubles as a ski/snowboard carrier
- » 2889729
XD 1500 '24-26, CREW XD 1500 '24-26



HIGH-LIFTING JACK MOUNT

- Simple, quick install with durable brackets
 - Rugged, non-corrosive powder-coated steel stands up to the harshest conditions
- » 2889533
XD 1500 '24-26, CREW XD 1500 '24-26



TRACTION BOARD MOUNTS

- Strong, durable and easy to attach
 - Traction boards sold separately
- » 2889530
XD 1500 '24-26, CREW XD 1500 '24-26



ACCESSORY BARS

- Offers horizontal fitment to allow other accessories to be attached to the Rhino-Rack® platforms
- » 2889884
XD 1500 '24-26, CREW XD 1500 '24-26



36" HIGH-LIFTING JACK

- Assists with trailside repairs or to gain leverage for getting your vehicle unstuck
 - Lightweight at under 30 lbs
 - Stores easily with a Rhino-Rack® High-Lifting Jack Mount (2889533), sold separately
- » 2889508
XD 1500 '24-26, CREW XD 1500 '24-26



MAXTRAX® TRACTION BOARDS

- Fiber-reinforced, engineering-grade nylon construction that won't break, crack or stress during use
 - All boards are jack-compatible, can be used as a leveling solution and work well with the Rooftop Tent (2890560), sold separately
 - Includes mounts
- » 2890646
XD 1500 '24-26, CREW XD 1500 '24-26



200 L LUGGAGE BAG

- Carry bulky, lightweight gear in this tear- and weather-resistant canvas bag
- » 2889881
XD 1500 '24-26, CREW XD 1500 '24-26



GUN MOUNTING BRACKET

- Mount Kolpin Stronghold Gun Boots to Rhino-Rack® systems when paired with Auto-Latch Mount (2889931), sold separately
- » 2889327
XD 1500 '24-26, CREW XD 1500 '24-26
See P. 114 for more hunt information



ROOF RACK LIGHT MOUNTS

- » LIGHT BAR • 2891354
XD 1500 '24-26, CREW XD 1500 '24-26
- » CUBE LIGHT • 2891355
XD 1500 '24-26, CREW XD 1500 '24-26



EYELET TIE-DOWNS


- Attach in multiple locations on the platform for additional tie-down points
 - Anti-corrosive, galvanized steel for heavy duty strength
 - Includes one set with hardware (straps not included)
- » 2891204
XD 1500 '24-26, CREW XD 1500 '24-26



IR MAX FLAG BRACKET

- Securely mount flags to Rhino-Rack® platform
 - Adjustable bracket with 180-degree folding design
 - Includes installation hardware
- » 2891228
XD 1500 '24-26, CREW XD 1500 '24-26

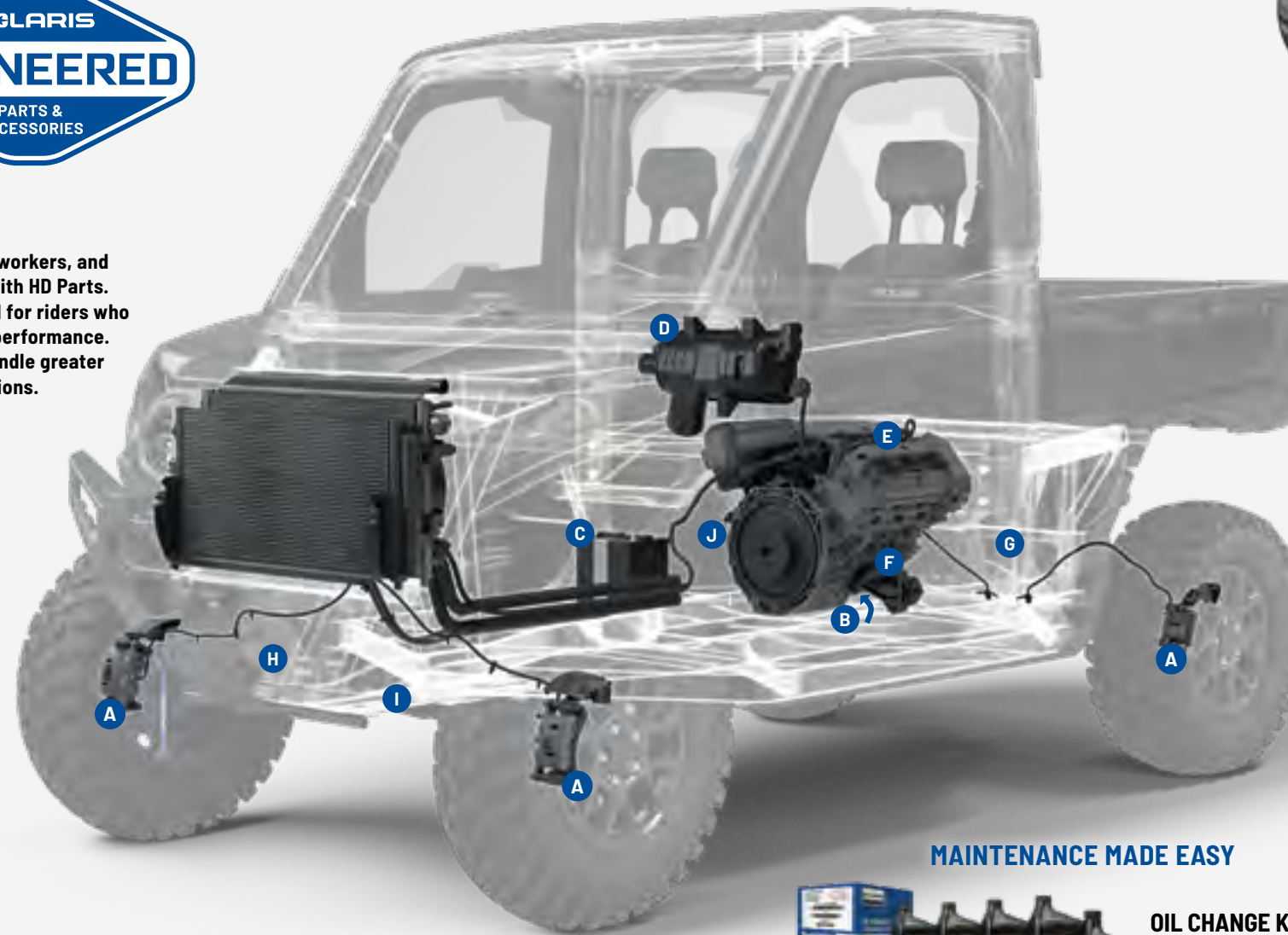
MAINTENANCE PARTS & FLUIDS



POLARIS ENGINEERED PARTS AND OIL have been validated and tested extensively, specifically for your vehicle. In order to maintain the peak performance of your Polaris vehicle only use official Polaris Engineered parts and oil.



We're taking the passion of our riders, workers, and outdoor enthusiasts to the next level with HD Parts. These Heavy Duty parts are engineered for riders who want greater durability and enhanced performance. HD Parts are designed and tested to handle greater wear and tear under all weather conditions.



A BRAKE PADS
» FRONT • 2209570
» REAR • 2211902



B OIL FILTER
» 2521728



C BATTERY
» 4014132-P
» **HD** • 4081855



D AIR FILTER
» 7082115



E SPARK PLUG
» 3023983

LOOKING FOR MORE SERVICE PARTS?
See P. 133 to learn how to find parts for your model.



F ENGINE OIL P. 128
» PS-4 • 1QT • 2876244
» PS-4 • 1GAL. • 2876245
» PS-4 EXTREME • 1QT • 2889395
» PS-4 EXTREME • 1GAL. • 2889396



G ANGLE DRIVE FLUID
For rear gearcase
» 1QT • 2889280
RANGER ANGLE DRIVE GEAR CASE SYSTEMS



H DEMAND DRIVE FLUID
For front gearcase
» 1QT • 2877922
» 2.5 GAL. • 2877923



I DOT 4 BRAKE FLUID
» 12 OZ • 2872189



J STEELDRIVE TRANSMISSION FLUID
» 1QT • 2891094

MAINTENANCE MADE EASY



OIL CHANGE KITS
Engine Oil (volume varies by kit), 1 Oil Filter (2540086) & 1 Drain Plug Washer
» PS-4 • 2890882
» PS-4 EXTREME • 2890883



ALL-SEASON GREASE TUBE
» 3 OZ • 2871322
» 14 OZ • 2871423

Claims made based off testing and performance of Polaris HD Parts against standard OEM parts made by Polaris and competitor brands under normal use. For more information regarding Polaris HD parts including vehicle compatibility, installation and maintenance, please contact your authorized Polaris ORV dealer.

MAINTENANCE SCHEDULE*

12 MONTHS

200 HRS | 2,000 MI / 3,200 KM

- ENGINE OIL & OIL FILTER** CHANGE
- AIR FILTER** REPLACE
- BRAKE PADS** INSPECT
REPLACE AS NEEDED
- SPARK PLUGS** INSPECT
REPLACE AS NEEDED
- BATTERY** TEST & CLEAN
REPLACE AS NEEDED
- FRONT & REAR GEARCASE** CHANGE FLUID
- GENERAL LUBRICATION** ALL FITTINGS, PIVOTS, CABLES, ETC.

24 MONTHS

400 HRS | 4,000 MI / 6,400 KM

- ENGINE OIL & OIL FILTER** CHANGE
- FRONT & REAR GEARCASE** CHANGE FLUID
- BRAKE FLUID** CHANGE
- ALTERNATOR BELT** REPLACE
- AIR FILTER** INSPECT
REPLACE AS NEEDED
- BRAKE PADS** INSPECT
REPLACE AS NEEDED
- SPARK PLUGS** INSPECT
REPLACE AS NEEDED
- BATTERY** TEST & CLEAN
REPLACE AS NEEDED
- GENERAL LUBRICATION** ALL FITTINGS, PIVOTS, CABLES, ETC.

36 MONTHS

600 HRS | 6,000 MI / 9,600 KM


- ENGINE OIL & OIL FILTER** CHANGE
- TRANSMISSION FLUID** CHANGE
- FRONT & REAR GEARCASE** CHANGE FLUID
- AIR FILTER** INSPECT
REPLACE AS NEEDED
- BRAKE PADS** INSPECT
REPLACE AS NEEDED
- SPARK PLUGS** INSPECT
REPLACE AS NEEDED
- BATTERY** TEST & CLEAN
REPLACE AS NEEDED
- GENERAL LUBRICATION** ALL FITTINGS, PIVOTS, CABLES, ETC.

FOR A COMPLETE MAINTENANCE SCHEDULE, CHECK YOUR OWNER'S MANUAL



*This is a sample maintenance schedule and is not intended for use in your specific vehicle. Please reference and use your owners manual for proper maintenance and vehicle care.

CUSTOMIZE YOUR RANGER



OWNER ESSENTIALS PACKAGE


SCAN TO SHOP THIS PACKAGE



FARM/RANCH PACKAGE

SCAN TO SHOP THIS PACKAGE





- 2891680 Full Windshield - Glass* P. 54
- 2879013  Rear Panel - Glass P. 55
- 2890288 Sun Visor P. 58
- 2889243 Side View Mirrors - ROPS-Mounted P. 59
- 2889220 Weatherproof Convex Rearview Mirror Kit P. 59

NORTHSTAR EDITION ▶

- 2890288 Sun Visor P. 58
- 2890440 Auxiliary Lights - Front Bumper P. 58
- 2889241 Side View Mirrors - Door Mounted P. 59
- 2890232 Upper Front Bumper P. 62
- 2882529 Standard Rear Bumper P. 62
- 2883230 Polaris PULSE Wiring Harness - 1 LED Light Bar P. 112



- 2882752  Bed Extender P. 68
- 2890233  Headache Rack P. 68
- 2883127 RIGID® D-Series PRO Spot LED Light P. 106
- 2884299 RIGID® SR-Series 32" Combo LED Light Bar P. 107
- 2883230 Polaris PULSE Wiring Harness - 1 LED Light Bar P. 112
- 2879860 Y-Harness P. 112
- 2889679 Reverse Light Harness P. 112



*Fits XP 1000 only. RANGER 1000 requires Lock & Ride Full Glass Windshield - Clear (2889030).



TRAIL RIDING PACKAGE

SCAN TO SHOP THIS PACKAGE



- 2882530 Rock Sliders with Step P. 62
- 2889689 Mud Guards P. 62
- 2889193 Spare Tire Carrier P. 68

- 2883122 RIGID® SR-Series 10" Flood LED Light P. 106
- 2883230 Polaris PULSE Wiring Harness - 1 LED Light Bar P. 112
- 2883425 Polaris NorthStar 60 QT Cooler P. 116



LANDOWNER PACKAGE

SCAN TO SHOP THIS PACKAGE



- 2889672 Rear LED Work Light P. 60
- 2889679 Reverse Light System P. 60
- 2882177 CargoMax System P. 68

- 2889876 Trash Can Hauler P. 71
- 2889793 Pro Armor 40" Single-Row Combo LED Light Bar P. 107
- 2883230 Polaris PULSE Wiring Harness - 1 LED Light Bar P. 112




WINTER PACKAGE

SCAN TO SHOP THIS PACKAGE



- 2889328 6" Plow Extensions P. 102
- 2889308 Pro Series Push Frame P. 102
- 2889058 Pro Series Plow Hydraulic Lift System P. 102
- 2879317 Pro Series Plow Blade - 72" Poly P. 102

- 2889029 Pro Series Plow Hydraulic Angle System P. 102
- 2883247 Plow System Power Controller P. 102
- 2889329 Back Drag Bar - 72" P. 103
- 2889793 Pro Armor 40" Single-Row Combo LED Light Bar P. 107
- 2883230 Polaris PULSE Wiring Harness - 1 LED Light Bar P. 112



HUNT PACKAGE

SCAN TO SHOP THIS PACKAGE



- 2890583 Front Hood Storage Rack P. 68
- 2890233 Headache Rack P. 68
- 2889705 300 LB Rear Cargo Box Winch P. 68

- 2882904 Polaris PULSE Roof 6 P. 111
- 2883970 Kolpin Stronghold Auto-Latch Double Boot Mount P. 114
- 2882036 Kolpin Stronghold Gun Boot XL P. 114




ROOFS

TO SHIELD AGAINST DRIVING RAIN OR THE BLISTERING SUN, a roof is the first must-have of the Polaris Engineered cab components. Get on your way with protective peace of mind.


POLY FEATURES

- Water run-off
- Liner ready
- Polaris PULSE plug and play
- Lightweight

POLARIS ENGINEERED ADVANTAGES



PREMIUM FINISH AND QUIETER RIDE



SEALED COVERAGE



REDUCE STANDING WATER



EASY AND FAST INSTALLATION

PREMIUM & SPORT ROOF FEATURES*

SEE AUDIO OPTIONS P. 64
ADD POWER TO PREMIUM & SPORT ROOFS P. 110



* Premium and Sport features not available on steel roofs

POLY

Lightweight, durable and impact-resistant. A poly roof can take the abuse of a tough trail and still protect.

SPORT ROOF - POLY TOP SELLER

» BLACK • 2882911
XP 1000 '17-26, 1000 '20-26, XP KINETIC '23-24

PREMIUM ROOF - POLY

• Premium roof liner included
» BLACK • 2890684
XP 1000 '17-26, 1000 '20-26, XP KINETIC '23-24

LINERS

Get a touch of premium comfort, reduce cab noise and hide wiring.

Included with Premium Poly Roofs.

PREMIUM ROOF LINER

» 2890526
XP 1000 '17-26, 1000 '20-26, XP KINETIC '23-24
WORKS WITH SPORT ROOF (2882911)



SPORT ROOF CREW - POLY TOP SELLER

» BLACK • 2890333
CREW XP 1000 '18-26, CREW 1000 '20-26

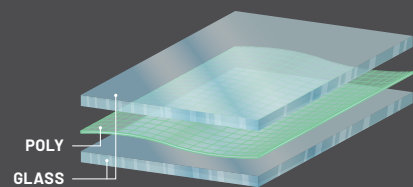
PREMIUM ROOF LINER - CREW TOP SELLER

» 2890527
CREW XP 1000 '18-26, CREW 1000 '20-26



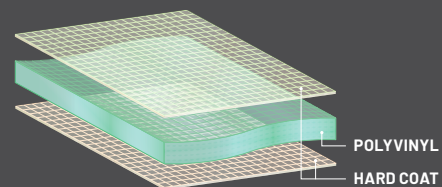
WINDSHIELDS & REAR PANELS

GLASS VS HARD COAT POLY



Superior optical clarity (automotive level)
 Scratch-resistant
 Curved to fit, seals tight
 Cold weather / heavy duty
 Wiper ready


Lightweight, flexible, easy to store/remove
 Impact-resistant
 360° seal keeps out rain and dust



LR LOCK & RIDE
 EASY AND FAST INSTALLATION



AIRTIGHT GASKET SEAL



MULTI-FUNCTION FEATURES

POLARIS ENGINEERED ADVANTAGES



TIP-OUT FULL WINDSHIELD - GLASS TOP SELLER

- Tip-out design offers three positions: open, closed and vented
- Gas shocks assist in easy opening and closing
- 360° gasket for reliable protection and comfort
- Scratch-resistant automotive-style curved glass

» 2889020

XP 1000 '18-26, CREW XP 1000 '19-26, CREW 1000 '20-26, 1000 '20-26, XP KINETIC '23-24



FULL GLASS WINDSHIELD - CLEAR TOP SELLER

- Scratch-resistant, curved laminate safety glass
- Protects against wind and rain
- UV-blocking interlayer and 360° gasket seal

» 2891680

XP 1000 '18-26, CREW XP 1000 '19-26, CREW 1000 '20-26, 1000 '20-26, XP KINETIC '23-24



LR FULL WINDSHIELD - POLY TOP SELLER

- Frameless design for maximum visibility

» 2883278

XP 1000 '17-26, CREW XP 1000 '18-26, CREW 1000 '20-26, 1000 '20-26, XP KINETIC '23-24



LR HALF WINDSHIELD - POLY TOP SELLER

- Deflects air flow from straight on, but still provides air flow in the cab

» 2883301

XP 1000 '17-26, CREW XP 1000 '18-26, CREW 1000 '20-26, 1000 '20-26, XP KINETIC '23-24



ADD ALL-WEATHER VISIBILITY
 P. 58



LR FULL WINDSHIELD VENTED - HARD COAT POLY

- Frameless design for maximum visibility
- Added vents for airflow on a hot day or defrosting on a cold day
- Requires Wiper Install Kit (2207624), sold separately

» 2883266

XP 1000 '17-26, CREW XP 1000 '18-26, CREW 1000 '20-26, 1000 '20-26, XP KINETIC '23-24




LR FULL WINDSHIELD - HARD COAT POLY

- Frameless design for maximum visibility
- Requires Wiper Install Kit (2207624), sold separately

» 2883300

XP 1000 '17-26, CREW XP 1000 '18-26, CREW 1000 '20-26, 1000 '20-26, XP KINETIC '23-24




FLIP-DOWN WINDSHIELD - HARD COAT POLY

- Two venting options: fully sealed, flip-down or remove upper half for some protection with maximum ventilation

» 2884139

XP 1000 '18-26, CREW XP 1000 '19-26, CREW 1000 '20-26, 1000 '20-26, XP KINETIC '23-24

REAR PANELS



LR REAR PANEL - SLIDING GLASS

- Sliding window provides ventilation, cab comfort and access to cargo in rear box

» 2879015

XP 1000 '17-26, CREW XP 1000 '18-26, CREW 1000 '20-26, 1000 '20-26, XP KINETIC '23-24



LR REAR PANEL - GLASS TOP SELLER

» 2879013

XP 1000 '17-26, CREW XP 1000 '18-26, CREW 1000 '20-26, 1000 '20-26, XP KINETIC '23-24



LR REAR PANEL - POLY TOP SELLER

- Strong, thick polycarbonate provides outstanding impact and scratch resistance
- Installs in contours of cab frame with 360° gasketing for outstanding protection, comfort, fit and finish

» 2883773

XP 1000 '17-26, CREW XP 1000 '18-26, CREW 1000 '20-26, 1000 '20-26, XP KINETIC '23-24



REDUCE IN-CAB DUST SWIRL BY ADDING A REAR PANEL.

With a windshield and roof installed, turbulent air develops behind the cab. Add a rear panel to reduce dust intrusion from this swirl.

DOORS

SEE WHAT PEOPLE ARE SAYING ABOUT THESE DOORS
[YOUTUBE.COM/POLARISORV](https://www.youtube.com/polarisorv)
 SEARCH "DOORS"

GET SUPERIOR PERFORMANCE
AND OUR BEST SEAL

360° GASKET SEAL
EASY TO CLEAN TPE LINER
BUILT-IN STORAGE
VENTILATION OPTIONS



KEY FEATURES	PREMIUM POLY DOORS			CANVAS DOORS
	POWER WINDOW DOORS	MANUAL CRANK WINDOW DOORS	HALF DOORS	ZIP WINDOW DOORS
WINDOW TYPE / VENTILATION	GLASS / POWER	GLASS / MANUAL CRANK	NA / OPEN TOP	CLEAR POLY / ZIPPED
VISIBILITY	UPPER	UPPER	UPPER	UPPER + PARTIAL LOWER
STORAGE COMPARTMENT	STANDARD	STANDARD	STANDARD	
AUDIO-READY / SPEAKER MOUNT	STANDARD, PRE-WIRED	STANDARD		
PREMIUM TPE LINER	STANDARD	STANDARD	STANDARD	
SPECIAL FEATURES	BUILT-IN FLOOR LIGHT, COLORED ACCENT PANELS AVAILABLE	COLORED ACCENT PANELS AVAILABLE	COLORED ACCENT PANELS AVAILABLE	AVAILABLE IN POLARIS PURSUIT CAMO

The ultimate door offering power windows, switches mounted on the door and built-in floor light.	A premium, door offering manual crank windows for airflow adjustment in the cab.	Provides lower protection from the off-road with an open-air experience.	Lightweight, durable protection with adjustable zipper ventilation and see-through bottom panel.
--	--	--	--

Front and Rear Doors of same design are required to complete a cab on CREW RANGER models. Premium Doors come with Gloss Black Exterior Door Accent Panels, images shown with optional Exterior Door Accent Panels.

FRONT DOORS (SET OF 2) XP 1000 '18-26, CREW XP 1000 '18-26, CREW 1000 '20-26, 1000 '20-26, XP KINETIC '23-24	<p>POWER WINDOW DOORS - POLY - BLACK 2889813</p>	<p>MANUAL CRANK WINDOW DOORS - POLY - BLACK 2889811</p>	<p>HALF DOORS - POLY 2889814</p>	<p>ZIP WINDOW DOORS - CANVAS - BLACK 2891499</p>
	REAR DOORS (SET OF 2) CREW XP 1000 '18-26, CREW 1000 '20-26	<p>MANUAL CRANK WINDOW DOORS - REAR - POLY 2889812</p>	<p>HALF DOORS - REAR - POLY 2889815</p>	<p>ZIP WINDOW DOORS - REAR - CANVAS - BLACK 2891500</p>



STEEL HALF DOORS

- Set of 2 doors
- 30-minute installation
- Easy-on, easy-off e-clip & hinge pin removal
- Standard automotive forward opening (like your truck)
- Premium aluminum door handle with automotive-style latch (doesn't rattle)
- Thick D-Trim seals around lower edge for splash-free riding



» FRONT • 32000
XP 1000 '18-26, 1000 '20-26, XP KINETIC '23-24



» REAR • 32010
CREW XP 1000 '18-26, CREW 1000 '20-26



UPPER SOFT DOORS

- Set of 2 doors
- Quick on-off 15 minute installation
- Durable steel framing with weather resistant nylon canvas
- -20° F cold crack rated PVC windows with double zippered full opening
- Door handle access with zippered closure
- Thick trim seals around upper edge for cab enclosure



» FRONT • 32500
XP 1000 '18-26, 1000 '20-26, XP KINETIC '23-24
ONLY COMPATIBLE WITH KOLPIN DOORS
FRONT STEEL HALF DOORS (32000) REQUIRED,
SOLD SEPARATELY



» REAR • 32510
CREW XP 1000 '18-26, CREW 1000 '20-26
ONLY COMPATIBLE WITH KOLPIN DOORS
REAR STEEL HALF DOORS (32010) REQUIRED,
SOLD SEPARATELY

EXTERIOR DOOR ACCENT PANELS

- Replace stock gloss black accent panels
- Painted plastic and clear-coated for UV protection
- Install easily with a single screw
- Comes as a pair



SUNSET RED METALLIC
FRONT 2882870-520
REAR 2883829-520



POLARIS PURSUIT CAMO
FRONT 2882870-587
REAR 2883829-587



BLACK PEARL
2882870-666
--



MATTE SAGEBRUSH GREEN
2882870-685
2883829-685



ORANGE RUST
2882870-750
2883829-750



STEALTH GRAY
FRONT 2882870-804
REAR 2883829-804



BLUE SLATE
2882870-826
2883829-826



ONYX BLACK
2882870-866
--



ICY WHITE PEARL
2882870-911
--



NEW HEAVY METAL
2882870-942
2883829-942



NEW BLUE LABYRINTH
FRONT 2882870-981
REAR 2883829-981



MIRAGE BEIGE
2882870-987
2883829-987



NEW ROVER RUST
2882870-A17
2883829-A17



REQUIRED POLARIS PULSE INSTALLATION ITEMS

P. 110



CAB COMFORT & CONVENIENCE



8-VENT HEATER & DEFROST SYSTEM TOP SELLER

- Easily control the climate inside your cab in any season
- Helps defrost windshields and keeps you warm or cool
- Heat and fan dash-mounted controls
- Manual vents

» 2882753 XP 1000 ONLY
XP 1000 '18-26, CREW XP 1000 '19-26

» 2884066 1000 ONLY
CREW 1000 '20-26, 1000 '20-26
NEED ADAPTER: 2884163 ON CREW 1000

» CREW HEATER ADAPTER KIT
2884163
CREW 1000 '20-26



WINDSHIELD WIPER & WASHER SYSTEM TOP SELLER

» 2883974
XP 1000 '18-26, CREW XP 1000 '19-26,
CREW 1000 '20-26, 1000 '20-26, XP KINETIC '23-24
HARD COAT POLY WINDSHIELDS REQUIRE MOUNT KIT (2207624),
SOLD SEPARATELY

HARD COAT POLY WINDSHIELD WIPER & WASHER SYSTEM MOUNTING BRACKET

» 2207624
XP 1000 '17-26, CREW XP 1000 '18-26,
CREW 1000 '20-26, 1000 '20-26, XP KINETIC '23-24
REQUIRED TO USE WIPER ON POLY WINDSHIELDS (2883266 OR 2883300)

NOISE REDUCTION SYSTEM

- Designed to attach to the rear closure panel of your RANGER cab
- The sound absorbing material reduces unwanted noise for a quieter cab

» 2883489
XP 1000 '18-26, CREW XP 1000 '19-26,
1000 '20-26, CREW 1000 '20-26, XP KINETIC '23-24



FLOOR MATS - 3 SEAT

» 2882780 XP 1000 ONLY
XP 1000 '18-26, CREW XP 1000 '19-26, XP KINETIC '23-24
CREW: FITS FRONT SEATS ONLY

» 2884247 1000 ONLY
CREW 1000 '20-26, 1000 '20-26
CREW: FITS FRONT SEATS ONLY



AUXILIARY LIGHTS - FRONT BUMPER

- Provides an additional 1,200 Lumens of front illumination
- Seamlessly integrate into your bumper pockets
- Easily control the lighting for enhanced visibility and style with a dash-mounted switch

» 2890440
XP 1000 '25, CREW XP 1000 '25



FULL-SIZE SEATSAVER® - SPLIT BENCH SEAT XP 1000 ONLY

- Covers the back and bottom of seat
- Designed to fit snug and stay wrinkle free, so it won't slip, slide, or bunch up
- Machine washable for easy cleaning

» CARHARTT® GRAVEL • 2890291-458

XP 1000 '18-21, CREW XP 1000 '19-21, XP KINETIC '23-24
CREW: FITS FRONT SEATS ONLY
NO REAR SEAT COVERS AVAILABLE



SEAT CONFIGURATION



REMOTE GARAGE DOOR OPENER BY HOMELINK®

- Control up to two garage doors

» 2882892
XP 1000 '18-26, CREW XP 1000 '19-26, CREW 1000 '20-26,
1000 '20-26, XP KINETIC '23-24



IN-CAB HEATER AND DEFROST KIT

- Easily control the climate inside your cab in any season
- Helps defrost windshields and keep you warm or cool
- Three different fan speeds
- Heat and fan dash-mounted controls
- Manual vents

» 2889449
XP KINETIC '23-24
REQUIRES HIGH VOLTAGE BUSBAR (2889667), SOLD SEPARATELY



UPPER SWITCH PANEL

- Add up to 4 additional electrical accessory switches
- Convenient roof-mounted overhead panel
- Includes mounting hardware

» 2889674
XP 1000 '18-26, CREW XP 1000 '18-26, 1000 '20-26, CREW 1000 '20-26
REQUIRES UPPER SWITCH PANEL LIGHT BAR HARNESS (2889675), SOLD SEPARATELY



SIDE VIEW MIRRORS

- Mounts on any RANGER vehicle that is equipped with doors
- Fully adjustable to accommodate riders of all sizes and can fold in to prevent being struck

» DOOR MOUNTED • 2889241

» ROPS-MOUNTED (SHOWN) • 2889243
XP 1000 '18-26, CREW XP 1000 '19-26, CREW 1000 '20-26,
1000 '20-26, XP KINETIC '23-24

NOT COMPATIBLE WITH TIP-OUT FULL WINDSHIELD (2889020), DOORS OR UNITS WITH A FORWARD GRIP HANDLE ON THE ROPS



12V CARGO BED POWER KIT

- Additional power for your tools or accessories
- Requires 12V In-Bed Power Harness Extension (2890068), sold separately

» 2889673
XP 1000 '18-26, CREW XP 1000 '18-26, 1000 '20-26, CREW 1000 '20-26
REQUIRES 12V IN-BED POWER HARNESS EXTENSION (2890068), SOLD SEPARATELY



WEATHERPROOF CONVEX REARVIEW MIRROR KIT TOP SELLER

» 2889220
XP 1000 '17-26, CREW XP 1000 '18-26, CREW 1000 '20-26,
1000 '20-26, XP KINETIC '23-24



WIDE ANGLE REAR VIEW MIRROR

- Large 2.5" x 14" adjustable convex mirrored surface gives you a full-spectrum view

» 2881439
XP 1000 '17-26, CREW XP 1000 '18-26, CREW 1000 '20-26,
1000 '20-26, XP KINETIC '23-24



12V IN-BED POWER HARNESS EXTENSION

- Required for Installation of 12V Cargo Bed Power Kit (2889673)

» 2890068
CREW XP 1000 '18-26, CREW 1000 '20-26



SUN VISOR

- Injection molded visors for seamless fit to protect from the sun

» 2890288
XP 1000 '17-26, CREW XP 1000 '18-26, CREW 1000 '20-26,
1000 '20-26, XP KINETIC '23-24

CAB COMFORT & CONVENIENCE



WORK BEACON LED LIGHT

- 50 ft. of illumination 360° around your vehicle
- Ideal for plowing, hunting and nighttime utility work
- Break-away construction protects the light in areas with tight clearance
- Mounted to the vehicle on the rear of the ROPS
- Easily hinge the light up during use and hinge it down when in transit
- Add LED Headlights for more light

» 2883265

XP 1000 '18-26, CREW XP 1000 '19-26, CREW 1000 '20-26, 1000 '20-26, XP KINETIC '23-24

REQUIRES LIGHT BAR HARNESS/EXTENSION (2883230 AND 2883854), EACH SOLD SEPARATELY




LED HEADLIGHTS XP 1000 ONLY

- LED Headlights offer improved brightness and illumination vs stock halogen lights
- Designed with styling specific to RANGER

» 2889072

XP 1000 '18-26, CREW XP 1000 '19-26, XP KINETIC '23-24



MULTI-FUNCTION CAB LIGHT

- LED dome light provides white, red, green and blue lighting options
- Battery-operated. Recharges when the vehicle is on
- Can be removed to use as a flashlight in and around your vehicle

- Red light is great for reading maps
- Green light is perfect for navigating in the dark
- Blue light is ideal for night riding

» 2882871

XP 1000 '18-26, CREW XP 1000 '19-26, CREW 1000 '20-26, 1000 '20-26, XP KINETIC '23-24

REQUIRES POLARIS PULSE ROOF 6 (2882904), SOLD SEPARATELY

REAR LED WORK LIGHT

- Mounts to the back of your cab to fully illuminate the cargo box and surrounding area
- Includes necessary mounting hardware
- Requires a harness

» 2889672

XP 1000 '18-26, CREW XP 1000 '18-26, 1000 '20-26, CREW 1000 '20-26
CREW: REQUIRE HARNESS (2889675) AND HARNESS EXTENSION (2890067), EACH SOLD SEPARATELY



REVERSE LIGHT HARNESS

- Toggle your rear facing light (sold separately) by shifting into reverse, or by the switch on your dash

» 2889679

XP 1000 '17-26, CREW XP 1000 '18-26, CREW 1000 '20-26, 1000 '20-26, XP KINETIC '23-24

REVERSE WARNING ALERT

- Automatically activated whenever the vehicle is put in reverse

» 2883246

XP 1000 '18-26, CREW XP 1000 '19-26, CREW 1000 '20-26, 1000 '20-26, XP KINETIC '23-24

TOP SELLER HORN

» 2882764

XP 1000 '18-26, CREW XP 1000 '19-26, CREW 1000 '20-26, 1000 '20-26, XP KINETIC '23-24

UPPER SWITCH PANEL LIGHT BAR HARNESS*

- Required for Upper Switch Panel installation

» 2889675

» EXTENSION • 2890067

XP 1000 '18-26, CREW XP 1000 '18-26, 1000 '20-26, CREW 1000 '20-26

*Check with your local dealer for availability.



With Polaris PULSE it's easy to add all your electrical accessories.

LEARN MORE P. 110

WINCHES



WARRANTY



FEATURES & BENEFITS

PRO SERIES

RAPID ROPE RECOVERY

Retrieve cable 5x as fast as standard mode on other Polaris winches. Get back to riding or complete your task quicker.



NOT AVAILABLE

AUTO STOP TECHNOLOGY

Auto Stop technology protects and extends the life of your winch by automatically stopping the winch at the end of pull to prevent over-spooling.



ADD AUTO STOP UPGRADE

2889690

SYNTHETIC ROPE REQUIRED

PREMIUM SYNTHETIC ROPE

Lightweight, extremely strong and flexible 50 ft long rope stands up to any tough job.



ADD SYNTHETIC ROPE

2879187

WIRELESS REMOTE

Operate your winch wirelessly from within 50 ft of the vehicle.



ADD WIRELESS REMOTE

2883455

MODEL

6,000 LB

4,500 LB

4,500 LB

XP 1000/CREW '19-26

1000/CREW '20-26

NON EPS RANGER 1000 REQUIRES FRONT BUMPER

XP KINETIC '23-24

TOP SELLER
2889693

TOP SELLER
2889694
High-Mounted
2889272

TOP SELLER
2889695

UPGRADE YOUR CONTROLS

DASH WINCH SWITCH KIT

- Allows user to add a dash switch as an additional means to control winch
- Can be used with all winches and are compatible with other control methods (wireless/wired)

» 2889050

XP 1000 '18-26, CREW XP 1000 '19-26, CREW 1000 '20-26, 1000 '20-26, XP KINETIC '23-24

TOP SELLER

POWER CONTROLLER

- Control your winch and plow hydraulics directly from the shift knob

» 2883247

XP 1000 '18-26, CREW XP 1000 '19-26, CREW 1000 '20-26, 1000 '20-26, XP KINETIC '23-24

REQUIRES WINCH ADAPTER (2884159), SOLD SEPARATELY, WHEN USING A WINCH FOR LIFTING DEVICE

WIRED REMOTE CONTROL

- Must order remote handle and socket together
- » REMOTE HANDLE • 4013466
- » SOCKET • 4017102

REPLACEMENT PARTS

SYNTHETIC ROPE

- » 4,500 LB • 2879187
- » 6,000 LB • 2879188

PROTECTION

FRONT

INSTALLS DIRECTLY TO STOCK BUMPER



1 3/4" DIAMETER STEEL TUBE CONSTRUCTION

REAR



CAN BE USED IN CONJUNCTION WITH A TOW HITCH



STANDARD BUMPERS TOP SELLER

To use Front Bumper with RIDE COMMAND and Front Camera, Accessory Bumper Hardware (2207941) is required

» FRONT • 2890232

XP 1000 '25-26, CREW XP 1000 '25
FRONT BUMPER NOT COMPATIBLE WITH HIGH LIFTER MODELS

» FRONT • 2882531

XP 1000 '18-24, CREW XP 1000 '18-24,
CREW 1000 '20-26, 1000 '20-26, XP KINETIC '23-24
FRONT BUMPER NOT COMPATIBLE WITH HIGH LIFTER MODELS
1000 NON-EPS VEHICLES REQUIRE FRONT BUMPER: 288423

» REAR • 2882529

XP 1000 '18-26, CREW XP 1000 '19-26, CREW 1000 '20-26,
1000 '20-26, XP KINETIC '23-24

» ACCESSORY BUMPER HARDWARE • 2207941

FOR USE ON VEHICLES WITH RIDE COMMAND AND FRONT CAMERA

FULL COVERAGE BUMPERS

Increased protection over standard bumper with integrated mounting locations for accessories and lights (sold separately) with a durable matte black finish

Easy installation with included mounting hardware

Additional 36" storage area for recovery equipment

» FRONT • 2885105

XP 1000 '18-26, CREW XP 1000 '19-26, CREW 1000 '20-26, 1000 '20-26, XP KINETIC '23-24
FRONT BUMPER NOT COMPATIBLE WITH HIGH LIFTER MODELS

REAR: RECOMMENDED WITH RIGID® OR PRO ARMOR POD LIGHTS FOR UPGRADED LIGHTING

» REAR • 2884217

MUD GUARDS

MUD GUARDS

Attaches under the bed to protect underside of bed, engine components and under seat area of vehicle from mud build up

Allows for easier vehicle cleaning and less debris build up



» RANGER 1000 2889639

1000 '20-26,
CREW 1000 '20-26



» RANGER XP 1000 NORTHSTAR EDITION 2889689

XP 1000 NORTHSTAR '18-26,
CREW XP 1000 NORTHSTAR '19-26



» RANGER XP 1000 2889640

XP 1000 '18-26,
CREW XP 1000 '19-26

HIGH-MOUNTED FRONT BUMPER

- Increased protection over stock bumper
- Offers a higher winch mounting position which allows for easier access when used in deep mud
- Not compatible with Polaris plow systems

» 2889271

XP 1000 '18-26, CREW XP 1000 '19-26, CREW 1000 '20-26,
1000 '20-26, XP KINETIC '23-24

HIGH-MOUNTED 4,500 LB WINCH (2889272), SOLD SEPARATELY, RECOMMENDED WHEN BUMPER IS INSTALLED

HIGH-MOUNTED 4,500 LB WINCH

- Provides outstanding performance and versatile pulling power
- The elevated mounting position allows for easier access when used in deep mud

» 2889272

XP 1000 '18-26, CREW XP 1000 '19-26,
CREW 1000 '20-21, 1000 '20-26, XP KINETIC '23-24



A-ARMS



HIGH CLEARANCE A-ARMS

- High-Clearance Arched A-Arms offer increased ground clearance for navigating difficult terrain
- Strong, durable tubular steel construction means these A Arms can withstand even the most punishing trails so you can ride further

» FRONT • 2889269

XP 1000 '18-26, CREW XP 1000 '19-26,
CREW 1000 '20-26, 1000 '20-26,
XP KINETIC '23-24

» REAR • 2889270

XP 1000 '18-26, CREW XP 1000 '19-26,
CREW 1000 '20-26, 1000 '20-26,
XP KINETIC '23-24

FRONT BUMPER 1000 ONLY

- Increased protection over stock bumper
- Sturdy stamped steel and tube construction
- Integrated mounting positions for plow and winch accessories

» 2889330

CREW 1000 '20-26, 1000 '20-26

REQUIRED TO INSTALL WINCH/PLOW ON NON EPS RANGER 1000

ACCESSORY BUMPER HARDWARE

Required when using a front camera as well as an Upper Front Bumper or Hood Rack

» 2889659

XP KINETIC '23-24



ROCK SLIDERS

ROCK SLIDERS WITH STEP

- Reliable, hard-working protection for edges of vehicle
- Integrated step with boot scraper helps keep interior clean
- Mounts directly to the frame, instead of underneath, for maximum ground clearance
- Steel construction with black e-coat and durable black powder-coated finish

» TOP SELLER 3-SEAT • 2882530

XP 1000 '18-26, 1000 '20-26

» CREW • 2883398

CREW XP 1000 '19-26, CREW 1000 '20-26



3-SEAT



CREW



POLY A-ARM GUARDS

- Strong, 1/4" thick, durable, lightweight HMW (high molecular weight) polyethylene construction helps protect against off-road impacts
- Molded specifically for the RANGER XP 1000 & 1000 front suspension for a sure fit and low-profile presence
- Easy bolt-on design with mounting hardware included

» FRONT • 2882784

XP 1000 '22-26, CREW XP 1000 '22-26,
CREW 1000 '20-26, 1000 '20-26,
XP KINETIC '23-24

NOT COMPATIBLE WITH ARCHED A-ARM MODELS

» REAR • 2882787

XP 1000 '18-26, CREW XP 1000 '19-26,
CREW 1000 '20-26, 1000 '20-26,
XP KINETIC '23-24

NOT COMPATIBLE WITH ARCHED A-ARM MODELS

1000 / XP 1000 / XP KINETIC

ROOFS

WINDSHIELDS & REAR PANELS

DOORS

CAB COMFORT & CONVENIENCE

WINCHES

PROTECTION PARTS & AUDIO

STORAGE

XP KINETIC

MAINTENANCE PARTS & FLUIDS

AUDIO



JBL® has brought music to life in a way people can feel for over 70 years. Unleash the power of music so you can live life to the fullest wherever and whenever. Purpose-built to stand up to any outdoor environment and to handle the toughest jobs.



WE PARTNERED WITH JBL® TO CREATE
**A PREMIUM AUDIO
 EXPERIENCE, SPECIFICALLY
 DESIGNED FOR RANGER.**



INTEGRATED KITS FOR IMMERSIVE SOUND



JBL® TRAIL PRO 2000 AUDIO KIT

- All-in-one solution for high performance sound
- Premium quality Bluetooth®, USB, AM/FM/WB radio
- Built-in 100 Watt four channel amplifier
- Two off-road grade 6.5" component speakers with polypropylene carbon fiber cones and PEI tweeters

» 2890225

CREW/XP 1000 '25, CREW/1000 '25
 COMPATIBLE WITH PREMIUM AND NORTHSTAR PREMIUM TRIMS FOR XP 1000 ONLY



JBL® TRAIL PRO 4100 REAR AUDIO UPGRADE

- Upgrade kit for factory installed or accessory JBL® Trail Pro Audio
- Additional speakers and subwoofer to create an immersive in-cab audio experience
- Two 4" speakers with aluminum cones and audio outputs to drive additional speakers
- High output 10" Subwoofer and 300 watt amplifier

» 2890226

CREW/XP 1000 '25
 COMPATIBLE WITH PREMIUM & NORTHSTAR TRIMS ONLY
 REQUIRES JBL® TRAIL PRO 2000 AUDIO KIT (2890225) OR JBL® TRAIL PRO 2000 ULTIMATE UPGRADE KIT (2890287), EACH SOLD SEPARATELY



JBL® TRAIL PRO 2000 RANGER XP 1000 UPGRADE KIT

- Two 6.5" dash mounted component speakers with polypropylene carbon fiber cones and PEI tweeters
- Includes front and rear cameras and dash bezel kit to mount 7" Display Powered by RIDE COMMAND
- Easy install and seamless integration
- Waterproof for reliable power and sound quality

» 2890287

CREW/XP 1000 '25
 COMPATIBLE WITH PREMIUM & NORTHSTAR PREMIUM TRIMS ONLY



JBL TRAIL PRO 2000 RANGER 1000 UPGRADE KIT

- Two 6.5" dash mounted component speakers with polypropylene carbon fiber cones and PEI tweeters
- Includes front and rear cameras and dash bezel kit to mount 7" Display Powered by RIDE COMMAND
- Easy install and seamless integration
- Waterproof for reliable power and sound quality

» 2890286

CREW/1000 '25

STORAGE



BRING IT ALL. BRING IT ON.*

From opposite sides of the globe, some of the most capable machines in the off-road world meet a trusted outdoor adventure brand to deliver industry-exclusive, purpose-built roof racks, bed racks and attachments that help RANGER riders get the job done.



PICK YOUR RACK



REAR BED RACK / ROOF RACK, SMALL

- Install either in the bed or on the roof of the vehicle (mounts sold separately)
- A durable backbone provides a secure vehicle attachment
- An innovative attachment system allows for easy accessory install
- 75 lb weight capacity per rack

» 2889236
XP 1000 '18-26, 1000 '20-26, XP KINETIC '23-24



ROOF RACK, LARGE

- Install on the roof of the vehicle (mount sold separately)
- A durable backbone provides a secure vehicle attachment
- An innovative attachment system allows for easy accessory install
- 150 lb weight capacity

» 2889237
CREW XP 1000 '19-26, CREW 1000 '20-26

PICK YOUR MOUNT



REAR BED RACK MOUNT

» 2889235
XP 1000 '18-26, 1000 '20-26, CREW XP 1000 '19-26, CREW 1000 '20-26, XP KINETIC '23-24



ROOF RACK MOUNT

» 3-SEAT • 2889233
XP 1000 '18-26, 1000 '20-26, XP KINETIC '23-24

» CREW • 2889234
CREW XP 1000 '19-26, CREW 1000 '20-26



MAXIMIZE YOUR RIDE



BUILD THE ULTIMATE UTILITY VEHICLE



BUILT FOR THE LONG HAUL

ACCESSORIZE IT



SPARE TIRE HOLDER

- Transport a spare tire outside the vehicle
- Easily mounts to the Rhino-Rack® Rear Bed Rack (2889590), sold separately

» 2889529
XP 1000 '18-26, CREW XP 1000 '19-26, CREW 1000 '20-26, 1000 '20-26, XP KINETIC '23-24



J-STYLE KAYAK HOLDER

- Transport a kayak or canoe on the roof of your vehicle

» 2889883
XP 1000 '18-26, CREW XP 1000 '19-26, CREW 1000 '20-26, 1000 '20-26, XP KINETIC '23-24
REQUIRES ACCESSORY BARS (2889884), SOLD SEPARATELY



MULTI-PURPOSE TOOL HOLDER

- Carry and protect tools, paddles and more
- Ratchet-locking mechanism for quick release and rubber inserts that secure gear into place

» 2889528
XP 1000 '18-26, CREW XP 1000 '19-26, CREW 1000 '20-26, 1000 '20-26, XP KINETIC '23-24



FISHING ROD HOLDER

- Convenient, locking carrier can transport five fishing rods safely and securely on a roof rack
- Doubles as a ski/snowboard carrier

» 2889729
XP 1000 '18-26, CREW XP 1000 '19-26, CREW 1000 '20-26, 1000 '20-26, XP KINETIC '23-24



HIGH-LIFTING JACK MOUNT

- Simple, quick install with durable brackets
- Rugged, non-corrosive powder-coated steel stands up to the harshest conditions

» 2889533
XP 1000 '18-26, CREW XP 1000 '19-26, CREW 1000 '20-26, 1000 '20-26, XP KINETIC '23-24



TRACTION BOARD MOUNTS

- Strong, durable and easy to attach
- Traction boards sold separately

» 2889530
XP 1000 '18-26, CREW XP 1000 '19-26, CREW 1000 '20-26, 1000 '20-26, XP KINETIC '23-24



ACCESSORY BARS

- Offers horizontal fitment to allow other accessories to be attached to the Rhino-Rack® platforms

» 2889884
XP 1000 '18-26, CREW XP 1000 '19-26, CREW 1000 '20-26, 1000 '20-26, XP KINETIC '23-24



EYELET TIE-DOWNS

- Attach in multiple locations on the platform for additional tie-down points
- Anti-corrosive, galvanized steel for heavy duty strength
- Includes one set with hardware (straps not included)

» 2891204
XP 1000 '18-26, CREW XP 1000 '19-26, CREW 1000 '20-26, 1000 '20-26, XP KINETIC '23-24



GUN MOUNTING BRACKET

- Mount Kolpin Stronghold Gun Boots to Rhino-Rack® systems when paired with Auto-Latch Mount (2889931), sold separately

» 2889327
XP 1000 '18-26, CREW XP 1000 '19-26, CREW 1000 '20-26, 1000 '20-26, XP KINETIC '23-24



CARGO CORNER BRACKETS

- Mount a NorthStar cooler or toolbox to the platform and save space inside the vehicle (straps not included)
- A unique, anti-rotation nut offers maximum security

» 2889531
XP 1000 '18-26, CREW XP 1000 '19-26, CREW 1000 '20-26, 1000 '20-26, XP KINETIC '23-24



200 L LUGGAGE BAG

- Carry bulky, lightweight gear in this tear- and weather-resistant canvas bag

» 2889881
XP 1000 '18-26, CREW XP 1000 '19-26, CREW 1000 '20-26, 1000 '20-26, XP KINETIC '23-24



FLAG BRACKET

- Securely mount flags or whips to Rhino-Rack® platform
- Adjustable bracket with 180-degree folding design
- Includes installation hardware

» 2891228
XP 1000 '18-26, CREW XP 1000 '19-26, CREW 1000 '20-26, 1000 '20-26, XP KINETIC '23-24



LIGHT BAR MOUNT

» 2891354
XP 1000 '18-26, CREW XP 1000 '19-26, CREW 1000 '20-26, 1000 '20-26, XP KINETIC '23-24




CUBE LIGHT MOUNT

» 2891355
XP 1000 '18-26, CREW XP 1000 '19-26, CREW 1000 '20-26, 1000 '20-26, XP KINETIC '23-24

*Always read and follow the owner's manual and on-vehicle labels for prohibited items.

STORAGE



Exclusive to Polaris, Lock & Ride accessories let you quickly change from one task to another with hundreds of options.

With the flip of a lever, Lock & Ride plungers use outward pressure to expand for secure fit.



300 LB REAR CARGO BOX WINCH

- 300 LB pull force winch that mounts to rear headache rack
- Allows for easy loading of big game or other large and heavy items in the bed

» 2889705
XP 1000 '18-26, CREW XP 1000 '19-26, CREW 1000 '20-26, 1000 '20-26, XP KINETIC '23-24
REQUIRES LOCK & RIDE HEADACHE RACK (2890233), SOLD SEPARATELY



LR CARGOMAX SYSTEM

- Comes standard with a support bar that ties the two sides together for a sturdy cargo hold
- Designed to attach to the Lock & Ride Tip-Down Headache Rack for additional support and three-sided containment
- Adjustable utility hooks provide more options for hanging tools, cords or gear

» 2882177
XP 1000 '17-26, CREW XP 1000 '18-26, CREW 1000 '20-26, 1000 '20-26, XP KINETIC '23-24



LR BED EXTENDER

- Extend or divide the cargo box
- Installs in any location in the box
- Multiple tie-down points available to secure cargo

» 2882752
XP 1000 '18-26, CREW XP 1000 '19-26, CREW 1000 '20-26, 1000 '20-26, XP KINETIC '23-24



FRONT HOOD STORAGE RACK

- Front curve helps keep cargo in place when traveling
- Provides additional protection
- Fully integrated pivots to gain under-hood access
- Requires Accessory Bumper Hardware (2207941), sold separately, when used with 7" Display powered by RIDE COMMAND

» 2890583
XP 1000 '18-26, CREW XP 1000 '19-26, CREW 1000 '20-26, 1000 '20-26, XP KINETIC '23-24
DOES COMPATIBLE WITH UPPER FRONT BUMPER (2890232)
REQUIRES ACCESSORY BUMPER HARDWARE (2207941), SOLD SEPARATELY, TO WORK WITH FRONT CAMERA



LR SPARE TIRE CARRIER

- Includes one spare tire carrier
- Quick installation
- Tire carrier mounts to the rear cab to keep cargo bed free and easily accessible
- Maximum tire size supported is 30"

» 2889193
XP 1000 '18-26, CREW XP 1000 '19-26, CREW 1000 '20-26, 1000 '20-26, XP KINETIC '23-24



POLARIS RANGER FUEL TRANSPORT KIT WITH MOUNT

- Purpose built design for off-road fuel transport and storage
- 2-gallon capacity fuel container
- Quick-mount design for mounting of container to vehicle and ease of use

- Includes pouring spout and spout storage bag
- Compatible only with Kolpin Reserv containers
- Container complies with applicable ASTM standards
- For use only on specified Polaris vehicles following installation instructions

» 2889681
XP 1000 '26, CREW XP 1000 '26, CREW 1000 '26, 1000 '26



LR HEADACHE RACK TOP SELLER

- Lightweight and heavy-duty rack protects the cab of your RANGER and lets you haul even more

» 2890233
XP 1000 '17-26, CREW XP 1000 '18-26, CREW 1000 '20-26, 1000 '20-26, XP KINETIC '23-24



REAR SEAT STORAGE - CREW

- Attaches easily to the rear of the front seat in your crew vehicle
- Provides storage pockets for a variety of items, ensuring they're always within reach

» 2889268
CREW XP 1000 '18-26, CREW 1000 '20-26



KOLPIN OUTDOORS OVERBED CARGO RACK

- Integrated chainsaw carrying location, bottle opener, and tie-down slots
- 7" of clearance above the bed rail to fit gear under rack
- Durable steel and powder-coated finish

» RACK • 53450
MOUNTING KIT (53504) REQUIRED, SOLD SEPARATELY

» MOUNT • 53504
XP 1000 '18-26, CREW XP 1000 '19-26, CREW 1000 '20-26, 1000 '20-26, XP KINETIC '23-24

NOT COMPATIBLE WITH CARGOMAX SYSTEM (2882177), TOOL RACK (2881533), BED RACK - 3-SEAT & CREW (2889236), STORAGE BOX (2883279), OR 60 GALLON BOOMLESS UTILITY SPRAYER (2891271)



ALUMINUM BED BOX

- Lockable stainless steel latches accessible from driver & passenger sides
- Gasketed Lid to minimize dust & water
- Durable 15-gauge diamond plate aluminum

» BOX • 53470
MOUNTING KIT (53504) REQUIRED, SOLD SEPARATELY

» MOUNT • 53504
XP 1000 '18-26, CREW XP 1000 '19-26, CREW 1000 '20-26, 1000 '20-26, XP KINETIC '23-24

NOT COMPATIBLE WITH CARGOMAX SYSTEM (2882177), TOOL RACK (2881533), BED RACK - 3-SEAT & CREW (2889236), STORAGE BOX (2883279), OR 60 GALLON BOOMLESS UTILITY SPRAYER (2891271)



COMING SEPTEMBER

DIAMOND PLATE ALUMINUM BEDSIDE SADDLE BOX

- Lockable stainless steel latch
- Gasketed Lid to minimize dust & water
- Integrated mounting holes for quick mount/removal to vehicle bed side
- Durable 15-gauge diamond plate aluminum

» BOX • 53475
MOUNTING KIT (98510) REQUIRED, SOLD SEPARATELY

» MOUNT (2 REQUIRED) • 98510
XP 1000 '18-26, CREW XP 1000 '19-26, CREW 1000 '20-26, 1000 '20-26, XP KINETIC '23-24

NOT COMPATIBLE WITH CARGOMAX SYSTEM (2882177), BED RACK - 3-SEAT & CREW (2889236), OR 60 GALLON BOOMLESS UTILITY SPRAYER (2891271)

75+ COMBINATIONS TO MAKE IT YOUR OWN

With a full line of Lock & Ride accessories, you can haul more and do more. Use the chart below to see what combinations work together.

POLARIS RANGER STORAGE MATRIX 1000 / XP 1000 / XP KINETIC 570 FULL-SIZE	Headache Rack	CargoMax System	Bed Extender	Storage Box	Tool Rack	Chainsaw Mount	60 Gallon Boomless Utility Sprayer	300 LB Rear Cargo Box Winch	Front Bumper Storage Rack	Cargo Bed Mat	RHINO-RACK Roof Rack - 3-Seat	RHINO-RACK Bed Rack - 3-Seat & Crew	RHINO-RACK Roof Rack - Crew
Headache Rack 2890233	✓	✓	✓	✓	✓	✓	✓	✓	✓	✓	✓	✓	✓
CargoMax System 2882177	✓	✓	✓	✓ ²	✓	✓	✓	✓	✓	✓	✓	✓	✓
Bed Extender 2882752	✓	✓	✓	✓	✓	✓	✓	✓	✓	✓	✓	✓	✓
Storage Box 2883279	✓	✓ ¹	✓	✓	✓	✓	✓	✓	✓	✓	✓	✓	✓
Tool Rack 2881533	✓	✓	✓	✓	✓	✓	✓	✓	✓	✓	✓	✓	✓
Chainsaw Mount 2879354	✓	✓	✓	✓	✓	✓	✓	✓	✓	✓	✓	✓	✓
60 Gallon Boomless Utility Sprayer 2891271	✓	✓	✓	✓	✓	✓	✓	✓	✓	✓	✓	✓	✓
300 LB Rear Cargo Box Winch 2889705	✓	✓	✓	✓	✓	✓	✓	✓	✓	✓	✓	✓	✓
Front Bumper Storage Rack 2883971	✓	✓	✓	✓	✓	✓	✓	✓	✓	✓	✓	✓	✓
Cargo Bed Mat 2882751	✓	✓	✓	✓	✓	✓	✓	✓	✓	✓	✓	✓	✓
RHINO-RACK Roof Rack - 3-Seat 2889236	✓	✓	✓	✓	✓	✓	✓	✓	✓	✓	✓	✓	✓
RHINO-RACK Bed Rack - 3-Seat & Crew 2889236	✓	✓	✓	✓	✓	✓	✓	✓	✓	✓	✓	✓	✓
RHINO-RACK Roof Rack - Crew 2889237	✓	✓	✓	✓	✓	✓	✓	✓	✓	✓	✓	✓	✓

¹ Storage box at front of cargo box if not used with Tip-down Headache Rack ² Storage box at front of cargo box

LR QUICKSTRAP

- The quickest and most secure way to mount Polaris accessories
 - Sold as a pair
- » 2882187
ALL COOLERS, RANGER CARGO BOXES



LR D-RINGS TOP SELLER

- The most versatile Lock & Ride accessory - add as many as you need to secure your cargo with bungee cords or straps
- » 2881545
ALL RANGER CARGO BOXES



1.5" x 15' 5,500 LB RATCHET STRAP

- Heavy-duty webbing
 - 5,500 lb. maximum load / 1,833 lb. working load
 - 2 Pack
- » 2884031

2" x 20' 10,000 LB RATCHET STRAP

- Heavy-duty webbing
 - 10,000 lb. maximum load / 3,300 lb. working load
 - Floating D-Rings and Double J-Hooks
- » 2884032

MISC ACCESSORIES

SPRAYERS

SPRAYERS:

- 45 or 60 gallon tank
- 5" tank lid and tether
- 4.5 GPM pump
- 5' SAE 2 lead wire harness
- 8' wire harness with battery clips
- Steel frame
- Lock & Ride MAX quick attachments
- Aluminum slides to secure frame in box
- Deluxe spray wand
- 25 feet of 3/4" hose
- Hose wrap brackets
- 3/4" clear opening tank drain and shutoff valve

BOOM KITS:

- 2" receiver hitch boom support
- Hitch clamp to tighten 2" support
- Adjustable height boom
- (7) 0.3" air induction extended range nozzles- blue
- 1" steel tube folding boom
- 5' of 3/8" hose with quick connect

BROADCAST KITS:

- Over the tailgate boom support bracket
- Adjustable height boom
- 3 nozzle broadcast spray nozzles
- 5' of 1/2" hose with quick connect



65 GALLON BROADCAST KIT



65 GALLON BOOM KIT

45 GALLON UTILITY SPRAYER

- » SPRAYER • 2891270
- » BOOM KIT • 2891272
- » BROADCAST KIT • 2891273

ALL RANGER MODELS

65 GALLON UTILITY SPRAYER

- » SPRAYER • 2891271
- » BOOM KIT • 2891272
- » BROADCAST KIT • 2891273

ALL RANGER MODELS



BED ESSENTIALS



OFF-ROAD TOOL KIT BY CRUZTOOLS®

- » 2890429
- XP 1000 '17-26, CREW XP 1000 '18-26, CREW 1000 '20-26, 1000 '20-26, XP KINETIC '23-24



FIRE EXTINGUISHER HOLDER

- Only holds a 3.25" diameter extinguisher
- Quick release strap allows for easy use

- » 2882158
- XP 1000 '17-26, CREW XP 1000 '18-26, CREW 1000 '20-26, 1000 '20-26, XP KINETIC '23-24



CARGO BED MAT

- Non-slip surface to better secure loads and keep cargo bed clean

- » 2882751
- XP 1000 '18-26, CREW XP 1000 '19-26, CREW 1000 '20-26, 1000 '20-26, XP KINETIC '23-24



ELECTRONIC CARGO BOX LIFT

- » 2884141
- XP 1000 '18-26, CREW XP 1000 '19-26, CREW 1000 '20-26, 1000 '20-26, XP KINETIC '23-24

TOW & HAUL



TRAILER BALLS

- » 2" WITH 3/4" SHANK 2877603
- » 1 7/8" WITH 3/4" SHANK 2877602



2" BALL MOUNT

- » 2" RECEIVER 2875320



3:1 HITCHES

- » 2" x 2" RECEIVER 2830522
- » 1 1/4" x 1 1/4" RECEIVER 2830523
- » 1 7/8" REPLACEMENT BALL 2830524



FRONT RECEIVER HITCH

- » 2" WITH 3/4" SHANK 2884692

TASK-SPECIFIC TOOLS

TOOL RACK

- Attach on the inside or outside of the cargo bed
- » 2881533
- XP 1000 '17-26, CREW XP 1000 '18-26, CREW 1000 '20-26, 1000 '20-26, XP KINETIC '23-24

TRASH CAN HAULER

- Receiver mounted trash can hauler that allows slow speed towing of 2 trash cans
- Ideal for hauling cans down long driveways
- » 2889876

SP 570 '22-26, CREW SP 570 '22-26



ORGANIZE & PROTECT

STORAGE BOX

- Enough room to store all the tools you need to get the job done
- Internal organizational dividers keep gear from rolling around
- Easily detaches from vehicle

- » 2883279
- XP 1000 '17-26, CREW XP 1000 '18-26, CREW 1000 '20-26, 1000 '20-26, XP KINETIC '23-24



DO MORE:




COOLERS P. 116



HUNT P. 114



COLD WEATHER P. 102



LIGHTING P. 106

RANGER XP KINETIC THE POWER TO DO MORE

DO MORE THAN EVER BEFORE with the full-size electric RANGER. Unmatched horsepower and instant torque means more power than ever before to precisely pull, haul more, and get more done. The industry's strongest drivetrain delivers lower maintenance costs and more uptime to get the job done. Plus, the quiet electric powertrain enables easy conversations while riding and stealthy trips to hunting spots.



FRONT CAMERA FOR RIDE COMMAND TECHNOLOGY

- Provides additional vantage point
- Front-mounted camera to help with plowing and other tasks

» 2889662
XP KINETIC '23-24



ACCESSORY BUMPER HARDWARE

- Required when using a front camera as well as an upper front bumper or hood rack

» 2889659
XP KINETIC '23-24



DUAL CHARGER HARNESS

- Required for installation of a 3kW On-Board Charger on XP Kinetic Premium trims

» 2889704
XP KINETIC '23-24



TRIPLE CHARGER HARNESS

- Required for installation of a 3kW On-Board Charger on XP Kinetic Ultimate trims

» 2889486
XP KINETIC '23-24



IN-CAB HEATER AND DEFROST KIT

- Instant heat, no more waiting for engine to warm up
- Easily control the climate inside your cab in any season
- Helps defrost windshields and keep you warm or cool
- Three different fan speeds
- Heat and fan dash-mounted controls
- Manual vents

» 2889449
XP KINETIC '23-24
REQUIRES HIGH VOLTAGE BUSBAR (2889667), SOLD SEPARATELY



3kW ON-BOARD CHARGER

- Provides additional 3kW charge so you can save time and get more done with your RANGER
- Increases charge rate while decreasing charge time when connected to appropriate in home charger for more efficiency
- Maximum charge of 6kW on Premium trims and 9kW on Ultimate trims
- Upgraded Level 2 EVSE + 240V outlet required for optimal charging for Ultimate trim with 9kW upgrade
- Pair with Wallbox™ Pulsar Plus for optimal charging for Ultimate trim with 9kW upgrade

» 2889661
XP KINETIC '23-24
ULTIMATE TRIM: REQUIRES HIGH VOLTAGE BUSBAR (2889667) AND TRIPLE CHARGER HARNESS (2889486), EACH SOLD SEPARATELY
PREMIUM TRIM: REQUIRES HIGH VOLTAGE BUSBAR (2889667) AND DUAL CHARGER HARNESS (2889704), EACH SOLD SEPARATELY



HIGH VOLTAGE BUSBAR

- Required for adding heater or other high voltage accessories such as upgraded chargers

» 2889667
XP KINETIC '23-24




WALLBOX™ PULSAR PLUS

- For RANGER XP Kinetic Ultimate trims only
- Achieve full charge in as little as 3.5 hours when paired with a 240V outlet

» 2890040
XP KINETIC '23-24
ULTIMATE TRIM ONLY


MAINTENANCE PARTS & FLUIDS



POLARIS ENGINEERED PARTS AND OIL have been validated and tested extensively, specifically for your vehicle. In order to maintain the peak performance of your Polaris vehicle only use official Polaris Engineered parts and oil.



We're taking the passion of our riders, workers, and outdoor enthusiasts to the next level with HD Parts. These Heavy Duty parts are engineered for riders who want greater durability and enhanced performance. HD Parts are designed and tested to handle greater wear and tear under all weather conditions.



- A DRIVE BELT**
- » 1000 • 3211218
 - » XP 1000 • 3211186
 - » XP 1000 • **HD** • 3212358
 - » XP KINETIC • 3212327



- B BRAKE PADS**
- » FRONT • 2209279
 - » FRONT • **HD** • 2208933
 - » REAR • 2209280
 - » REAR • **HD** • 2208936



- C OIL FILTER**
- » 2540086
 - » **HD** • 2522498
 - XP KINETIC DOES NOT HAVE AN OIL FILTER



- D BATTERY**
- » 4014132-P
 - » **HD** • 4081855



- E AIR FILTER**
- » 7082265
 - 1000 / XP 1000
 - » **HD** • 7083113
 - 1000 / XP 1000



- F SPARK PLUGS**
- » 1000 • 3023571
 - » XP 1000 • 3022662

LOOKING FOR MORE SERVICE PARTS?
See P. 133 to learn how to find parts for your model.

MAINTENANCE MADE EASY



- ORV MAINTENANCE KIT**
- Includes Oil Change Kit, Gearcase Fluids, Air Filter, & Spark Plug
- » 2830556
 - XP 1000 '18-26



- OIL CHANGE KITS**
- 2.5 QT Engine Oil (oil varies by kit), 1 Oil Filter (2540086) & 1 Drain Plug Washer
- » PS-4 • 2879323
 - » PS-4 EXTREME • 2890057
 - NOT COMPATIBLE WITH XP KINETIC



- G ENGINE OIL** P. 128
- » PS-4 • 1 QT • 2876244
 - » PS-4 • 1 GAL. • 2876245
 - » PS-4 EXTREME • 1 QT • 2889395
 - » PS-4 EXTREME • 1 GAL. • 2889396
 - NOT COMPATIBLE WITH XP KINETIC



- H ANGLE DRIVE FLUID**
- For rear gearcase
- » 1 QT • 2889280
 - ONLY COMPATIBLE WITH XP KINETIC



- I DEMAND DRIVE FLUID**
- For front gearcase
- » 1 QT • 2877922
 - » 2.5 GAL. • 2877923



- J AGL**
- For transmission
- » 1 QT • 2878068
 - » 1 GAL. • 2878069
 - » EXTREME • 1 QT • 2891028



- K DOT 4 BRAKE FLUID**
- » 12 OZ • 2872189



- ALL-SEASON GREASE TUBE**
- » 3 OZ • 2871322
 - » 14 OZ • 2871423

MAINTENANCE SCHEDULE*

RANGER 1000 / XP 1000

RANGER XP KINETIC

BREAK-IN MAINTENANCE

12 MONTHS

24 MONTHS

36 MONTHS

EVERY 1,000 MILES

EVERY 2,000 MILES

FOR A COMPLETE MAINTENANCE SCHEDULE, CHECK YOUR OWNER'S MANUAL

FIRST 25 HRS | 500 MI / 800 KM

200 HRS | 2,000 MI / 3,200 KM

400 HRS | 4,000 MI / 6,400 KM

600 HRS | 6,000 MI / 9,700 KM

1,600 KM

3,200 KM

- ENGINE OIL & OIL FILTER CHANGE**
- FRONT GEARCASE INSPECT FLUID**
- BRAKE PADS INSPECT**
REPLACE AS NEEDED
- BRAKE FLUID INSPECT**
ADD FLUID AS NEEDED
- TRANSMISSION FLUID INSPECT**
ADD FLUID AS NEEDED

- ENGINE OIL & OIL FILTER CHANGE**
- TRANSMISSION FLUID CHANGE FLUID**
- FRONT GEARCASE INSPECT**
CHANGE FLUID
- AIR FILTER REPLACE**
- BRAKE PADS INSPECT**
REPLACE AS NEEDED
- DRIVE BELT INSPECT**
REPLACE AS NEEDED

- SPARK PLUGS INSPECT**
REPLACE AS NEEDED
- BATTERY TEST & CLEAN**
REPLACE AS NEEDED
- GENERAL LUBRICATION**
ALL FITTINGS, PIVOTS, CABLES, ETC.

- ENGINE OIL & OIL FILTER CHANGE**
- TRANSMISSION FLUID CHANGE FLUID**
- AIR FILTER REPLACE**
- BRAKE FLUID CHANGE**
- FRONT GEARCASE CHANGE FLUID**
- BRAKE PADS INSPECT**
REPLACE AS NEEDED

- DRIVE BELT INSPECT**
REPLACE AS NEEDED
- SPARK PLUGS INSPECT**
REPLACE AS NEEDED
- BATTERY TEST & CLEAN**
REPLACE AS NEEDED
- GENERAL LUBRICATION**
ALL FITTINGS, PIVOTS, CABLES, ETC.

- ENGINE OIL & OIL FILTER CHANGE**
- TRANSMISSION FLUID CHANGE FLUID**
- AIR FILTER REPLACE**
- BRAKE PADS INSPECT**
REPLACE AS NEEDED
- FRONT GEARCASE CHANGE FLUID**

- DRIVE BELT INSPECT**
REPLACE AS NEEDED
- SPARK PLUGS INSPECT**
REPLACE AS NEEDED
- BATTERY TEST & CLEAN**
REPLACE AS NEEDED
- GENERAL LUBRICATION**
ALL FITTINGS, PIVOTS, CABLES, ETC.

- TRANSMISSION FLUID CHANGE FLUID**
- FRONT GEARCASE CHANGE FLUID**
- BRAKE PADS INSPECT**
REPLACE AS NEEDED
- BATTERY TEST & CLEAN**
REPLACE AS NEEDED
- GENERAL LUBRICATION**
ALL FITTINGS, PIVOTS, CABLES, ETC.

- TRANSMISSION FLUID CHANGE**
- FRONT GEARCASE CHANGE FLUID**
- BRAKE FLUID CHANGE**
- BRAKE PADS INSPECT**
REPLACE AS NEEDED
- BATTERY TEST & CLEAN**
REPLACE AS NEEDED
- GENERAL LUBRICATION**
ALL FITTINGS, PIVOTS, CABLES, ETC.



Claims made based off testing and performance of Polaris HD Parts against standard OEM parts made by Polaris and competitor brands under normal use. For more information regarding Polaris HD parts including vehicle compatibility, installation and maintenance, please contact your authorized Polaris ORV dealer.



OWNER ESSENTIALS PACKAGE

SCAN TO SHOP THIS PACKAGE



FARM PACKAGE

SCAN TO SHOP THIS PACKAGE



- 2885077 Sport Roof - Poly P. 82
- 2885080 Full Windshield - Glass P. 84
- 2879965 Rear Panel - Glass P. 85
- 2889243 Side View Mirrors - ROPS-Mounted P. 86
- 2889187 Convex Weatherproof Rearview Mirror P. 86
- 2890288 Sun Visor P. 86
- 2885095 3,500 LB Winch P. 87

NORTHSTAR EDITION

- 2889241 Side View Mirrors - Door Mounted P. 86
- 2890288 Sun Visor P. 86
- 2885087 Rear Bumper P. 89



- 2889538 Rear Headache Rack - Winch Ready P. 86
- 2889187 Convex Weatherproof Rearview Mirror P. 86
- 2885095 3,500 LB Winch P. 87
- 2889189 Cargo Bed Mat P. 88





HUNT PACKAGE




SCAN TO SHOP THIS PACKAGE





LANDOWNER PACKAGE

SCAN TO SHOP THIS PACKAGE



- 2889199  Storage Box P. 88
- 2889538 Headache Rack P. 88
- 2890134 300 LB Rear Cargo Box Winch P. 88
- 2885088  Front Hood Storage Rack P. 88
- 2884299 RIGID® 32" SR-Series Combo LED Light Bar P. 107
- 2890053 Light Bar Mount P. 107
- 2889161 Polaris PULSE Wiring Harness - 1 LED Light Bar P. 112
- 2884106  Kolpin Stronghold Auto-Latch Boot Mount P. 114
- 2882036 Kolpin Stronghold Gun Boot XL P. 114



- 2889189 Cargo Bed Mat P. 88
- 2889199  Storage Box P. 88
- 2881533  Tool Rack P. 89
- 2889791 Pro Armor 33" Single-Row Combo LED Light Bar P. 107
- 2882209 Light Bar Harness P. 107






TRAIL PACKAGE

SCAN TO SHOP THIS PACKAGE



- 2889199  Storage Box P. 88
- 2880551 Rear A-Arm Guards P. 89
- 2889790 Pro Armor 31" Dual-Row Combo LED Light Bar P. 107
- 2890053 Light Bar Mount P. 107
- 2889161 Polaris PULSE Wiring Harness - 1 LED Light Bar P. 112



WINTER PACKAGE

SCAN TO SHOP THIS PACKAGE



- 2889577 Pro Series Plow Mount Quick Release Hook P. 103
- 2880260 Pro Series Frame P. 103
- 2890335 Plow Blade - 72" Steel P. 103
- 2889032 Pro Series Plow Hydraulic Angle System P. 103
- 2889162 Plow Controller P. 103
- 2889791 Pro Armor 33" Single-Row Combo LED Light Bar P. 107
- 2889161 Polaris PULSE Wiring Harness - 1 LED Light Bar P. 112




ROOFS



POLY FEATURES

- Water run-off
- Polaris PULSE plug and play
- Liner ready
- Lightweight



SEALED COVERAGE



REDUCE STANDING WATER



EASY AND FAST INSTALLATION

POLARIS ENGINEERED ADVANTAGES

POLY


Lightweight, durable and impact-resistant. A poly roof can take the abuse of a tight trail and still protect.



2-SEAT



CREW



SPORT ROOF - POLY

- Offers reliable protection from the sun and rain
- Lightweight, durable polyethylene construction
- Simple one-time installation

» 2-SEAT • BLACK • 2885077
SP 570 '22-26
» CREW • BLACK • 2885078
CREW SP 570 '22-26

PREMIUM ROOF LINER

- Cut in-cab noise by 60% at idle and by 40% at 20 mph
 - One-piece liner attaches quickly and securely using push darts
 - Adds premium comfort and quieter cab ride
- » 2-SEAT (SHOWN) • 2885093
SP 570 '22-26
» CREW • 2885094
CREW SP 570 '22-26

DOORS



PREMIUM FEATURES



UNPRECEDENTED VENTILATION OPTIONS



EASY AND FAST INSTALLATION

POLARIS ENGINEERED ADVANTAGES

POLY

CRANK WINDOW

Has manual crank windows for airflow adjustment in the cab with a fully finished black interior and exterior panels. Has a steel tube frame with a full 360° seal to keep out dust and rain.



MANUAL CRANK WINDOW DOORS

- Set of 2 doors
- » FRONT • 2885073
SP 570 '22-26, CREW SP 570 '22-26
SHOWN WITH EXTERIOR DOOR ACCENT PANEL 2889389-795
- Set of 2 doors
- » REAR • 2885074
CREW SP 570 '22-26
SHOWN WITH EXTERIOR DOOR ACCENT PANEL 2889390-795

CANVAS

ZIP WINDOW

Heavy-duty 23-oz durable protection with adjustable zipper ventilation and see-through bottom panel. Powder-coated steel rod door frames provide strength and enhance fit and finish.



ZIP WINDOW DOORS

- Set of 2 doors
- » FRONT • 2885075
SP 570 '22-26, CREW SP 570 '22-26
- Set of 2 doors
- » REAR • 2885076
CREW SP 570 '22-26



STEEL HALF DOORS

- Set of 2 doors
 - 30-minute installation
 - Easy-on, easy-off e-clip & hinge pin removal
 - Standard automotive forward opening (like your truck)
 - Premium aluminum door handle with automotive-style latch (doesn't rattle)
 - Thick D-Trim seals around lower edge for splash-free riding
- » 32100
SP 570 '22-26



UPPER SOFT DOORS

- Set of 2 doors
 - Quick on-off 15 minute installation
 - Durable steel framing with weather resistant nylon canvas
 - -20°F cold crack rated PVC windows with double zippered full opening
 - Door handle access with zippered closure
 - Thick trim seals around upper edge for complete cab enclosure
- » 32600
SP 570 '22-26
STEEL HALF DOORS (32100) REQUIRED, SOLD SEPARATELY



EXTERIOR DOOR ACCENT PANELS

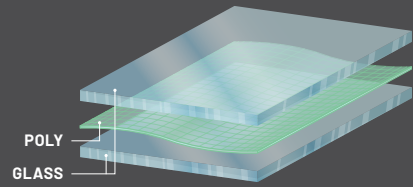
- Replace stock gloss black accent panels
- Painted plastic and clear-coated for UV protection
- Install easily with a single screw
- Comes as a pair
- Compatible with poly manual crank windows doors only

FRONT 2889389-728 REAR 2889390-728	2889391-587 2889392-587	2889850-902 2889851-902	2889389-560 2889390-560	2889389-849 2889390-849	2889389-795 2889390-795

WINDSHIELDS & REAR PANELS


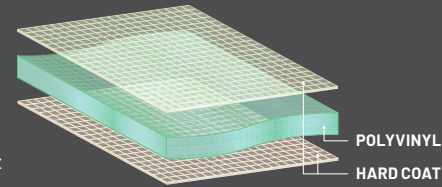
POLARIS ENGINEERED ADVANTAGES

GLASS vs HARD COAT POLY



Superior optical clarity (automotive level)
 Scratch-resistant
 Curved to fit, seals tight
 Cold weather / heavy duty
 Wiper ready

Lightweight, flexible, easy to store/remove
 Impact-resistant
 Tight seal keeps out rain and dust
 30x more scratch resistant




LOCK & RIDE
 REVOLUTIONARY INSTALLATION



AIRTIGHT GASKET SEAL



VENTING OPTIONS



MULTI-FUNCTION FEATURES

WINDSHIELDS

OPEN



FULL TIP-OUT WINDSHIELD - GLASS

- Tip-out design offers three positions: open, closed and vented
- Gas shocks assist in easy opening and closing
- 360° gasket for reliable protection and comfort
- Scratch-resistant automotive-style curved glass
- Interior sound dampening and optimized visibility

» 2885079

SP 570 '22-26, CREW SP 570 '22-26



VENTED WINDSHIELD - HARD COAT POLY

- Frameless design for maximum visibility
- Added vents for airflow on a hot day or defrosting on a cold day

» 2883342

SP 570 '22-26, CREW SP 570 '22-26



FULL WINDSHIELD - POLY TOP SELLER

- Durable, optical-grade, .236"-thick polycarbonate offers outstanding rider protection and visibility
- Windshield has minimal perimeter framework for full visibility

» 2883318

SP 570 '22-26, CREW SP 570 '22-26



FULL WINDSHIELD - GLASS

- Scratch-resistant, curved laminate safety glass
- Protects against wind, rain and other hazardous debris
- UV-blocking interlayer and 360° gasket seal

» 2885080

SP 570 '22-26, CREW SP 570 '22-26



FULL WINDSHIELD - HARD COAT POLY TOP SELLER

- Durable, optical-grade, .236"-thick polycarbonate offers outstanding rider protection and visibility
- Windshield has minimal perimeter framework for full visibility

» 2883319

SP 570 '22-26, CREW SP 570 '22-26



HALF WINDSHIELD - POLY

- Strong, durable polycarbonate half windshield delivers a combination of protection and airflow into the cab
- Half windshield offers protection from rain, sleet, spray, and off-road hazards

» 2883320

SP 570 '22-26, CREW SP 570 '22-26



REAR PANELS




REAR PANEL - GLASS TOP SELLER

- Durable, tempered laminate glass provides a high level of scratch resistance

» 2879965

SP 570 '22-26, CREW SP 570 '22-26

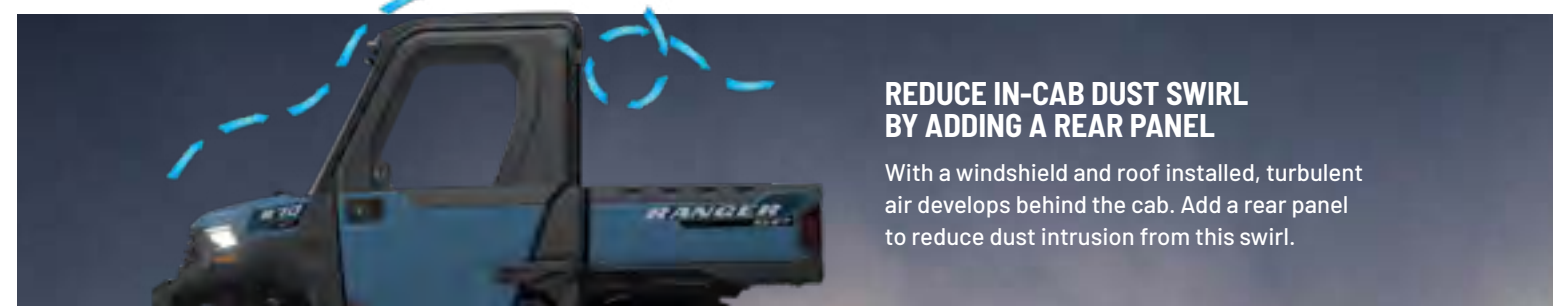


REAR PANEL - POLY TOP SELLER

- Strong, .236"-thick polycarbonate provides outstanding impact and scratch resistance

» 2879812

SP 570 '22-26, CREW SP 570 '22-26



REDUCE IN-CAB DUST SWIRL BY ADDING A REAR PANEL

With a windshield and roof installed, turbulent air develops behind the cab. Add a rear panel to reduce dust intrusion from this swirl.

CAB COMFORT & CONVENIENCE



HEATER KIT

- Climate control for the cab of your off-road vehicle
- Total of four dash mounted vents with two positioned for defrosting the windshield and the other two for heating the cab
- Simple, dash-mounted controls
- Manually operated vents for airflow control

» 2885082

SP 570 '22-26, CREW SP 570 '22-26
SP 570 SPORT MODELS REQUIRES FRONT PULSE BAR AND HARNESSSES (2889185), SOLD SEPARATELY



WINDSHIELD WIPER & WASHER KIT

- Helps clear hazardous dirt, rain and debris from your windshield

» 2885083

SP 570 '22-26, CREW SP 570 '22-26
SP 570 SPORT MODELS REQUIRES FRONT PULSE BAR AND HARNESSSES (2889185), SOLD SEPARATELY



CONVEX WEATHERPROOF REAR VIEW MIRROR

- Convex design for a broader view of traffic
- Durable, weatherproof construction
- Mount the bolts into your choice of pre-designated mounting locations
- Compatible with roof, windshield, and other accessories

» 2889187

SP 570 '22-26, CREW SP 570 '22-26



SIDE VIEW MIRRORS

- » DOOR MOUNTED • 2889241
- » ROPS-MOUNTED (SHOWN) • 2889243

SP 570 '22-26, CREW SP 570 '22-26



RANGER SP 570 LED HEADLIGHTS

- Add this kit to improve brightness and illumination over stock halogen lights

» 2889877

SP 570 '22-26, CREW SP 570 '22-26



12V CARGO BED POWER KIT WITH DASH SWITCH

- Maximize productivity with 12v Cargo Box Power Port to power your tools or accessories to get the job done

» 2889874

SP 570 '22-26, CREW SP 570 '22-26



FLOOR MATS - FRONT

- Protects floors from dirt and wear
- Textured, non-slip surface

» 2889186

SP 570 '22-26, CREW SP 570 '22-26



REAR HEADACHE RACK - WINCH READY

- Mounts to rear ROPs of vehicle
- Expanded metal screen allows rear visibility and protects rear panel from damage
- Used to mount rear mounted winch

» 2889538

SP 570 '22-26, CREW SP 570 '22-26



SUN VISOR

- Injection molded visors for seamless fit to protection from the sun

» 2890288

SP 570 '22-26, CREW SP 570 '22-26



DOMELIGHT

- LED Dome light provides optimal visibility in the cab
- Easy to install

» 2889159

SP 570 '22-26, CREW SP 570 '22-26
SP 570 NON-PREMIUM AND NON-NORTHSTAR MODELS REQUIRE FRONT PULSE BAR AND HARNESSSES 2889185

SP 570 SEAT COVERS - BLACK

- Strong, durable Carhartt® seat covers for both the seat bottom and backrest
- Designed to fit snug and stay wrinkle free, so it won't slip, slide, or bunch up
- Machine washable for easy cleaning

» 2889879-458

SP 570 '22-26, CREW SP 570 '22-26

SPEEDKEY

» 2879988

SP 570 '22-26, CREW SP 570 '22-26

HORN KIT

- Adds a warning horn to console area of vehicle

» 2889160

SP 570 '22-26, CREW SP 570 '22-26
SP 570 NON-PREMIUM AND NON-NORTHSTAR MODELS REQUIRE FRONT PULSE BAR AND HARNESSSES 2889185

CAB SEAL KIT

- Seal out dust from your UTV cab
- Reduces dust from getting on dash and seat

» 2889201

SP 570 '22-26, CREW SP 570 '22-26 (INCLUDED WITH PREMIUM DOORS)

FRONT PULSE BAR AND HARNESS

- This kit is needed to install any electrical accessories to a base vehicle

» 2-SEAT • 2889185

SP 570 '22-26, CREW SP 570 '22-26

» CREW • 2889568

CREW SP 570 '22-26

ELECTRONIC POWER STEERING KIT**

- Smoothest, most powerful electronic power steering available for your Polaris RANGER

- Variable assist for easier steering at lower speeds
- Greater responsiveness at higher speeds

- Front PULSE Bar and Harness required, sold separately

» 2889464

» EPS HARNESS KIT • 2890069

SP 570 '22-26, CREW SP 570 '22-26

**Check with your local dealer for availability.

AUDIO

POLARIS RIDECOMMAND

7" DISPLAY POWERED BY RIDE COMMAND

» 2884072

SP 570 '22-26
SPEAKERS NOT INCLUDED

MORE INFORMATION P. 108

7" DISPLAY MOUNT KIT

- Includes four off-road grade speakers, and 7" Display mounting hardware

» 2889163

SP 570 '22-26
REQUIRES 7" DISPLAY POWERED BY RIDE COMMAND (2884072)



JBL® DASH AUDIO KIT

- Head unit features AM/FM/WB tuner, USB input and Bluetooth compatibility
- Includes four off-road grade speakers, a JBL head unit and mounting hardware

» 2885081

SP 570 '22-26



WINCHES

FEATURES & BENEFITS

PRO SERIES

RAPID ROPE RECOVERY

Retrieve cable 5x as fast as standard mode on other Polaris winches. Get back to riding or complete your task quicker.



NOT AVAILABLE

AUTO STOP TECHNOLOGY

Auto Stop technology protects and extends the life of your winch by automatically stopping the winch at the end of pull to prevent over-spooling.



WIRELESS STANDARD, WIRED OPTION

AUTO STOP UPGRADE + WIRELESS REMOTE

2889840

SYNTHETIC ROPE REQUIRED

WIRELESS REMOTE

Operate your winch wirelessly from within 50 ft of the vehicle.



WARRANTY

PREMIUM SYNTHETIC ROPE

Lightweight, extremely strong and flexible 50 ft long rope stands up to any tough job.



ADD SYNTHETIC ROPE
2878888

MODEL

4,500 LB

3,500 LB

ADD REQUIRED CABLES

SP 570 '22-26
CREW SP 570 '22-26

2885096

TOP SELLER
2885095

2-SEAT & CREW MODELS
2889185

UPGRADE YOUR CONTROLS

WIRED REMOTE CONTROL

- Kit includes remote handle and socket
- » REMOTE HANDLE & SOCKET KIT
2889600

WIRELESS WINCH REMOTE


- Add convenience and safety to your integrated winch system
 - Capable of operating the winch from up to 50-feet away
 - Avoid tangled cables and eliminate the risk of damaged control cables
- » 2889840
SP 570 '22-26

POWER CONTROLLER

- Control your winch and plow hydraulics directly from the shift knob
- » 2889162
SP 570 '22-26



STORAGE



Exclusive and available on all Polaris vehicles, Lock & Ride accessories let you quickly change from one task to another with hundreds of options.

With the flip of a lever, Lock & Ride plungers use outward pressure to expand for a secure fit.



SPARE TIRE CARRIER

- Includes one spare tire carrier
- Quick installation
- Tire carrier mounts to the rear cab to keep cargo bed free and easily accessible
- Maximum tire size supported is 30"

» 2889193
SP 570 '22-26, CREW SP 570 '22-26



STORAGE BOX

- Provides enough room to store all the tools you need to get the job done with non-slip design
- Internal organizational dividers keep gear from rolling around
- Easily detaches from vehicle

» 2889199
SP 570 '22-26, CREW SP 570 '22-26



CARGO BED MAT

- Protects cargo box, reduces drivetrain noise, and keeps cargo more secure with non-slip design
- Thick (3.18 mm) rubber mat construction

» 2889189
SP 570 '22-26, CREW SP 570 '22-26



300 LB REAR CARGO BOX WINCH

- 300 LB pull force winch that mounts to rear headache rack
- Allows for easy loading of big game or other large and heavy items in the bed

» 2890134
SP 570 '22-26, CREW SP 570 '22-26
REQUIRES HEADACHE RACK (2889538), SOLD SEPARATELY



BED EXTENDER/DIVIDER

- Increase your cargo capacity and UTV storage
- Extend the cargo bed or divide cargo within the bed
- Lock & Ride technology for easy install without tools
- Made from durable steel and powder-coated finish

» 2889183
SP 570 '22-26, CREW SP 570 '22-26



FRONT HOOD STORAGE RACK

- Increases storage and protects against brush and debris
- Steel construction with a durable powder-coated finish
- Lock & Ride functions for easy install, on and off maneuvering of the basket, and under-hood access
- Weight Capacity: 100 lbs.

» 2885088
SP 570 '22-26, CREW SP 570 '22-26
NOT COMPATIBLE WITH UPPER FRONT BUMPER (2885084) AS IT USES SAME MOUNTING POINTS



HEADACHE RACK

- Provides extreme cargo versatility to your UTV
- Strong steel tube construction for maximum durability

» 2889538
SP 570 '22-26, CREW SP 570 '22-26



POLARIS RANGER FUEL TRANSPORT KIT WITH MOUNT

- Purpose built design for off-road fuel transport and storage
- 2-gallon capacity fuel container
- Quick-mount design for mounting of container to vehicle and ease of use
- Includes pouring spout and spout storage bag
- Compatible only with Kolpin Reserv containers
- Container complies with applicable ASTM standards
- For use only on specified Polaris vehicles following installation instructions

» 2889681
SP 570 '26, CREW SP 570 '26



CHAINSAW MOUNT

» 2879354
SP 570 '22-26, CREW SP 570 '22-26



TRASH CAN HAULER

- Receiver mounted trash can hauler that allows slow speed towing of 2 trash cans
- Ideal for hauling cans down long driveways

» 2889876
SP 570 '22-26, CREW SP 570 '22-26



D-RINGS TOP SELLER

- The most versatile Lock & Ride accessory: add as many as you need to secure your cargo with bungee cords or straps

» 2881545
SP 570 '22-26, CREW SP 570 '22-26



FIRE EXTINGUISHER HOLDER

- Quick-release strap allows for easy access

» 2882158
SP 570 '22-26, CREW SP 570 '22-26



TOOL RACK

- Attach on the inside or outside of the cargo bed

» 2881533
SP 570 '22-26, CREW SP 570 '22-26



OVERBED CARGO RACK

- Integrated chainsaw carrying location, bottle opener, and tie-down slots
- 7" of clearance above the bed rail to fit gear under rack
- Durable steel and powder-coated finish

» RACK • 53450
MOUNTING KIT (53504) REQUIRED, SOLD SEPARATELY
» MOUNT • 53504
SP 570 '22-26, CREW SP 570 '22-26
NOT COMPATIBLE WITH TOOL RACK (2881533) OR 60 GALLON BOOMLESS UTILITY SPRAYER (2891271)



DIAMOND PLATE ALUMINUM BED BOX

- Lockable stainless steel latches accessible from driver & passenger sides
- Gasketed Lid to minimize dust & water
- Durable 15-gauge diamond plate aluminum

» BOX • 53472
MOUNTING KIT (53504) REQUIRED, SOLD SEPARATELY
» MOUNT • 53504
SP 570 '22-26, CREW SP 570 '22-26
NOT COMPATIBLE WITH 60 GALLON BOOMLESS UTILITY SPRAYER (2891271)



DIAMOND PLATE ALUMINUM BEDSIDE SADDLE BOX

- Lockable stainless steel latch
- Gasketed Lid to minimize dust & water
- Integrated mounting holes for quick mount/removal to vehicle bed side
- Durable 15-gauge diamond plate aluminum

» BOX • 53475
MOUNTING KIT (98510) REQUIRED, SOLD SEPARATELY
» MOUNT (2 REQUIRED) • 98510
SP 570 '22-26, CREW SP 570 '22-26
NOT COMPATIBLE WITH 60 GALLON BOOMLESS UTILITY SPRAYER (2891271)

PROTECTION



UPPER FRONT BUMPER

- Made from tubular steel and provides additional protection for front fenders and headlights
- Attaches to stock front bumper
- Durable, scratch-resistant, black powder-coat finish

» 2885084
SP 570 '22-26, CREW SP 570 '22-26
FITS PREMIUM MODELS ONLY
NOT COMPATIBLE WITH HOOD RACK (2885088)
USES SAME MOUNTING LOCATIONS
REQUIRES PREMIUM WELD-BUMPER (1026432-458), SOLD SEPARATELY



REAR BUMPER

- Made from tubular steel and provides additional protection for taillights
- Durable, scratch-resistant, black powder-coat finish
- Reliably enhances back-end protection of vehicle

» 2885087
SP 570 '22-26, CREW SP 570 '22-26



ROCK SLIDERS WITH STEP

- Reliable, hard-working protection for edges of vehicle
- Mounts directly to the frame, instead of underneath, for maximum ground clearance

» 2-SEAT (SHOWN) • 2889180
SP 570 '22-26
» CREW • 2889181
CREW SP 570 '22-26



A-ARM GUARDS

- Valuable, reliable protection for vital front suspension components exposed to the rigors of off-road environments
- Strong, durable, lightweight polyethylene construction withstands off-road impacts to protect the A-Arms

» FRONT (SHOWN) • 2885097
» REAR • 2880551
SP 570 '22-26, CREW SP 570 '22-26
NOT COMPATIBLE WITH MODELS THAT HAVE FRONT SWAY BAR

STRAPS

1.5" x 15' 5,500 LB. RATCHET STRAP

- Heavy-duty webbing
- 2 pack

» 2884031



QUICKSTRAP

- The quickest and most secure way to mount Polaris accessories
- Sold as a pair

» 2882187
ALL COOLERS, RANGER CARGO BOXES



2" x 20' 10,000 LB. RATCHET STRAP

- Heavy-duty webbing

» 2884032

DO MORE:




COOLERS P. 116



HUNT P. 114




COLD WEATHER P. 102



LIGHTING P. 106


MAINTENANCE PARTS & FLUIDS



POLARIS ENGINEERED PARTS AND OIL have been validated and tested extensively, specifically for your vehicle. In order to maintain the peak performance of your Polaris vehicle only use official Polaris Engineered parts and oil.



We're taking the passion of our riders, workers, and outdoor enthusiasts to the next level with HD Parts. These Heavy Duty parts are engineered for riders who want greater durability and enhanced performance. HD Parts are designed and tested to handle greater wear and tear under all weather conditions.



- A DRIVE BELT**
» 3211218
- B BRAKE PADS**
» 2203318
» **HD** • 2208936
- C OIL FILTER**
» 2540086
» **HD** • 2202498
- D BATTERY**
» 4014132-P
» **HD** • 4081855
- E AIR FILTER**
» 7082037
- F SPARK PLUG**
» 3022662

LOOKING FOR MORE SERVICE PARTS?
See P. 133 to learn how to find parts for your model.

MAINTENANCE MADE EASY



ORV MAINTENANCE KIT
Includes Oil Change Kit, Gearcase Fluids, Air Filter, & Spark Plug
» 2891115
SP 570 '22-26, CREW SP 570 '22-26



OIL CHANGE KITS
2.5 QT Engine Oil (oil varies by kit), 1 Oil Filter (2540086) & 1 Drain Plug Washer
» PS-4 • 2202166
» PS-4 EXTREME • 2890056



G ENGINE OIL P. 128
» PS-4 • 1QT • 2876244
» PS-4 • 1GAL. • 2876245
» PS-4 EXTREME • 1QT • 2889395
» PS-4 EXTREME • 1GAL. • 2889396



H DEMAND DRIVE FLUID
For front gearcase
» 1QT • 2877922
» 2.5 GAL. • 2877923



I AGL
For transmission
» 1QT • 2878068
» 1GAL. • 2878069
» EXTREME • 1QT • 2891028



J DOT 4 BRAKE FLUID
» 12 OZ • 2872189



ALL-SEASON GREASE TUBE
» 3 OZ • 2871322
» 14 OZ • 2871423

MAINTENANCE SCHEDULE*

Claims made based off testing and performance of Polaris HD Parts against standard OEM parts made by Polaris and competitor brands under normal use. For more information regarding Polaris HD parts including vehicle compatibility, installation and maintenance, please contact your authorized Polaris ORV dealer.

BREAK-IN MAINTENANCE

FIRST 25 HRS | 500 MI / 800 KM

- ENGINE OIL & OIL FILTER CHANGE
- FRONT GEARCASE CHANGE FLUID
- BATTERY TEST & CLEAN
REPLACE AS NEEDED
- TRANSMISSION FLUID INSPECT
ADD LUBRICANTS AS NEEDED

12 MONTHS

200 HRS | 2,000 MI / 3,200 KM

- ENGINE OIL & OIL FILTER CHANGE
- TRANSMISSION CHANGE FLUID
- FRONT GEARCASE CHANGE FLUID
- AIR FILTER REPLACE
- BRAKE PADS INSPECT
REPLACE AS NEEDED

24 MONTHS

400 HRS | 4,000 MI / 6,400 KM

- ENGINE OIL & OIL FILTER CHANGE
- TRANSMISSION CHANGE FLUID
- FRONT GEARCASE CHANGE FLUID
- BRAKE FLUID CHANGE
- AIR FILTER REPLACE
- BRAKE PADS INSPECT
REPLACE AS NEEDED

36 MONTHS

600 HRS | 6,000 MI / 9,700 KM

- ENGINE OIL & OIL FILTER CHANGE
- TRANSMISSION CHANGE FLUID
- FRONT GEARCASE CHANGE FLUID
- AIR FILTER REPLACE
- BRAKE PADS INSPECT
REPLACE AS NEEDED

- BRAKE FLUID INSPECT
ADD AS NEEDED
- DRIVE BELT INSPECT
REPLACE AS NEEDED
- SPARK PLUGS INSPECT
REPLACE AS NEEDED
- BATTERY TEST & CLEAN
REPLACE AS NEEDED
- GENERAL LUBRICATION ALL FITTINGS, PIVOTS, CABLES, ETC.

- DRIVE BELT INSPECT
REPLACE AS NEEDED
- SPARK PLUGS INSPECT
REPLACE AS NEEDED
- BATTERY TEST & CLEAN
REPLACE AS NEEDED
- GENERAL LUBRICATION ALL FITTINGS, PIVOTS, CABLES, ETC.

- BRAKE FLUID INSPECT
ADD AS NEEDED
- DRIVE BELT INSPECT
REPLACE AS NEEDED
- SPARK PLUGS INSPECT
REPLACE AS NEEDED
- BATTERY TEST & CLEAN
REPLACE AS NEEDED
- GENERAL LUBRICATION ALL FITTINGS, PIVOTS, CABLES, ETC.

FOR A COMPLETE MAINTENANCE SCHEDULE, CHECK YOUR OWNER'S MANUAL



*This is a sample maintenance schedule. Please reference and use your owners manual for full maintenance and vehicle care.

RANGER SP 570
ROOF & DOORS
WINDSHIELDS & REAR PANELS
CAB COMFORT & CONVENIENCE
AUDIO
WINCHES
STORAGE & PROTECTION
MAINTENANCE PARTS & FLUIDS



COMFORT & CONVENIENCE



POLY FRONT FIXED WINDSHIELD

- A strong reliable barrier against wind, rain, dust and flying debris—keeping the cab protected and comfortable in any weather
- Made from optical grade, scratch resistant polycarbonate. Delivers clear visibility and rugged protection you can count on through the toughest terrain
- Installs in minutes—just clamp this front windshield to dashboard and hit the trail with confidence. Designed to pair with manual windshield wipers

» 2891577
RANGER 500 '26



POLY REAR PANEL

- A strong barrier against wind, rain, dust and debris—keeping the cab protected and rear visibility clear in any weather
- Made from optical grade, scratch resistant polycarbonate
- Installs in minutes—just clamp it to rear panel behind the seats and hit the trail.

» 2891578
RANGER 500 '26



GLASS WINDSHIELD WITH VENTS

- Scratch-resistant, DOT-approved glass
- No-gap seal
- Dual sliding vents increase in-cab air-flow
- Designed to pair with Manual Wiper Kit (28000), sold separately

» 28135
RANGER 500 '26
NOT COMPATIBLE WITH SIDE MIRRORS (98320)



MANUAL WIPER KIT

- Easy hand operated durable UTV wiper
- Plug & Play with Glass Windshields
- Quick & easy install to poly windshields
- 13" Steel arm with a 12" rubber blade

» 28000
RANGER 500 '26



SIDE VIEW MIRRORS

- 4.9" W x 8.5" H single view lens for wide viewing range
- Easy Installation
- Rugged fold-in and break-away design
- Adjustable spring tension to fold-in
- Included clamps fit 1 5/8" - 2" round tubing and Polaris profile tubes
- Low-profile clamp compatible with most windshields and doors
- Set of two mirrors

» 98320
RANGER 500 '26
NOT COMPATIBLE WITH THE GLASS WINDSHIELD WITH VENTS (28135)



CONVEX WEATHERPROOF REAR VIEW MIRROR

- Convex design for a broader view of traffic
- Durable, weatherproof construction
- Mount the bolts into your choice of pre-designated mounting locations
- Compatible with roof, windshield, and other accessories

» 2889187
RANGER 500 '26



SUN VISOR

- Injection molded visors for seamless fit to protection from the sun

» 2890288
RANGER 500 '26

PREMIUM ROOF LINER

- Cut in-cab noise by 60% at idle and by 40% at 20 mph
- One-piece liner attaches quickly and securely using push darts
- Adds premium comfort and quieter cab ride

» 2-SEAT (SHOWN) • 2885093
RANGER 500 '26



OWNER ESSENTIALS PACKAGE

SCAN TO SHOP THIS PACKAGE



2891577	Poly Front Fixed Windshield P. 93	2889187	Convex Weatherproof Rear View Mirror P. 93	2884657	Polaris PULSE LED Light Bar Wiring Harness P. 94
2891578	Poly Rear Panel P. 93	2889791	Pro Armor 33" Single-Row Combo LED Light Bar P. 94	2891666	Front Pulse Bar and Harness P. 94
98320	Side View Mirrors P. 93				



LIGHTING



PRO ARMOR 33" SINGLE-ROW COMBO LED LIGHT BAR

» 2889791
RANGER 500 '26
REQUIRES FRONT PULSE BAR AND HARNESS (2891666), AND POLARIS PULSE LED LIGHT BAR WIRING HARNESS (2884657)



LED DOME LIGHT

• LED Dome light provides optimal visibility in the cab
• Easy to install
» 2889159
RANGER 500 '26
REQUIRES FRONT PULSE BAR AND HARNESS (2891666), AND POLARIS PULSE LED LIGHT BAR WIRING HARNESS (2884657)



POLARIS PULSE LED LIGHT BAR WIRING HARNESS

» 2884657
RANGER 500 '26



FRONT PULSE BAR AND HARNESS

» 2891666
RANGER 500 '26

PLOWS



PLOW MOUNT

» 2889195
RANGER 500 '26

PLOW FRAME

» 2889307
RANGER 500 '26



PLOW BLADE

» 2880268
RANGER 500 '26

STORAGE



TRASH CAN HAULER

• Receiver mounted trash can hauler that allows slow speed towing of 2 trash cans
• Ideal for hauling cans down long driveways
» 2889876
RANGER 500 '26



POLARIS RANGER FUEL TRANSPORT KIT WITH MOUNT

• Purpose built design for off-road fuel transport and storage
• 2-gallon capacity fuel container
• Quick-mount design for mounting of container to vehicle and ease of use
• Includes pouring spout and spout storage bag
• Compatible only with Kolpin Reserv containers
• Container complies with applicable ASTM standards
• For use only on specified Polaris vehicles following installation instructions
» 2891754
RANGER 500 '26



KOLPIN OUTDOORS OVERBED CARGO RACK

• Integrated chainsaw carrying location, bottle opener, and tie-down slots
• 7" of clearance above the bed rail to fit gear under rack
• Durable steel and powder-coated finish
» RACK • 53450
MOUNTING KIT (53504) REQUIRED, SOLD SEPARATELY
» MOUNT • 53504
RANGER 500 '26



KOLPIN OUTDOORS DIAMOND PLATE ALUMINUM BED BOX

• Lockable stainless steel latches accessible from driver & passenger sides
• Gasketed Lid to minimize dust & water
• Durable 15-gauge diamond plate aluminum
» BOX • 53472
MOUNTING KIT (53504) REQUIRED, SOLD SEPARATELY
» MOUNT • 53504
RANGER 500 '26




DO MORE:



COOLERS P. 116




COLD WEATHER P. 102



LIGHTING P. 106


MAINTENANCE PARTS & FLUIDS



POLARIS ENGINEERED PARTS AND OIL have been validated and tested extensively, specifically for your vehicle. In order to maintain the peak performance of your Polaris vehicle only use official Polaris Engineered parts and oil.



We're taking the passion of our riders, workers, and outdoor enthusiasts to the next level with HD Parts. These Heavy Duty parts are engineered for riders who want greater durability and enhanced performance. HD Parts are designed and tested to handle greater wear and tear under all weather conditions.



- A DRIVE BELT**
» 3211077
- B BRAKE PADS**
» 2203318
» **HD** • 2208936
- C OIL FILTER**
» 2540086
» **HD** • 2522498
- D BATTERY**
» 4017419
- E AIR FILTER**
» 7082037
- F SPARK PLUG**
» 3022662

LOOKING FOR MORE SERVICE PARTS?
See P. 133 to learn how to find parts for your model.

G ENGINE OIL P. 128
 » PS-4 • 1QT • 2876244
 » PS-4 • 1GAL. • 2876245
 » PS-4 EXTREME • 1QT • 2889395
 » PS-4 EXTREME • 1GAL. • 2889396

H ANGLE DRIVE FLUID
 For front gearcase
 » 1QT • 2889280

I AGL
 For transmission
 » 1QT • 2878068
 » 1GAL. • 2878069
 » EXTREME • 1QT • 2891028

J DOT 4 BRAKE FLUID
 » 12 OZ • 2872189

MAINTENANCE MADE EASY

OIL CHANGE KITS
 2.5 QT Engine Oil (oil varies by kit), 1 Oil Filter (2540086) & 1 Drain Plug Washer
 » PS-4 • 2202166
 » PS-4 EXTREME • 2890056

ALL-SEASON GREASE TUBE
 » 3 OZ • 2871322
 » 14 OZ • 2871423

MAINTENANCE SCHEDULE*


Claims made based off testing and performance of Polaris HD Parts against standard OEM parts made by Polaris and competitor brands under normal use. For more information regarding Polaris HD parts including vehicle compatibility, installation and maintenance, please contact your authorized Polaris ORV dealer.

BREAK-IN MAINTENANCE	12 MONTHS	24 MONTHS	36 MONTHS
<p>FIRST 25 HRS 500 MI / 800 KM</p> <ul style="list-style-type: none"> ENGINE OIL & OIL FILTER CHANGE BATTERY TEST & CLEAN REPLACE AS NEEDED FRONT GEARCASE CHANGE FLUID TRANSMISSION FLUID INSPECT ADD LUBRICANTS AS NEEDED 	<p>200 HRS 2,000 MI / 3,200 KM</p> <ul style="list-style-type: none"> ENGINE OIL & OIL FILTER CHANGE HD MODELS ONLY TRANSMISSION CHANGE FLUID FRONT GEARCASE CHANGE FLUID AIR FILTER REPLACE BRAKE PADS REPLACE AS NEEDED 	<p>400 HRS 4,000 MI / 6,400 KM</p> <ul style="list-style-type: none"> ENGINE OIL & OIL FILTER CHANGE HD MODELS ONLY TRANSMISSION CHANGE FLUID FRONT GEARCASE CHANGE FLUID BRAKE FLUID CHANGE AIR FILTER REPLACE BRAKE PADS INSPECT REPLACE AS NEEDED 	<p>600 HRS 6,000 MI / 9,700 KM</p> <ul style="list-style-type: none"> ENGINE OIL & OIL FILTER CHANGE HD MODELS ONLY TRANSMISSION CHANGE FLUID FRONT GEARCASE CHANGE FLUID AIR FILTER REPLACE BRAKE FLUID INSPECT ADD AS NEEDED
		<ul style="list-style-type: none"> BRAKE FLUID INSPECT ADD AS NEEDED DRIVE BELT INSPECT REPLACE AS NEEDED SPARK PLUGS INSPECT REPLACE AS NEEDED BATTERY TEST & CLEAN REPLACE AS NEEDED GENERAL LUBRICATION ALL FITTINGS, PIVOTS, CABLES, ETC. 	<ul style="list-style-type: none"> DRIVE BELT INSPECT REPLACE AS NEEDED SPARK PLUGS INSPECT REPLACE AS NEEDED BATTERY TEST & CLEAN REPLACE AS NEEDED GENERAL LUBRICATION ALL FITTINGS, PIVOTS, CABLES, ETC.
			<ul style="list-style-type: none"> BRAKE PADS INSPECT REPLACE AS NEEDED SPARK PLUGS INSPECT REPLACE AS NEEDED BATTERY TEST & CLEAN REPLACE AS NEEDED DRIVE BELT INSPECT REPLACE AS NEEDED GENERAL LUBRICATION ALL FITTINGS, PIVOTS, CABLES, ETC.

FOR A COMPLETE MAINTENANCE SCHEDULE, CHECK YOUR OWNER'S MANUAL




RANGER 150 EFI



MAINTENANCE PARTS & FLUIDS


POLARIS ENGINEERED PARTS AND OIL have been validated and tested extensively, specifically for your vehicle. In order to maintain the peak performance of your Polaris vehicle only use official Polaris Engineered parts and oil.



YOUTH CRAWLER TIRE


- Premium durability to ride longer
- Increased ground clearance and performance

» 22" x 8" R12 • 5416945
» 22" x 10" R12 • 5416944
150 EFI '18-26



YOUTH BUCKLE WHEEL

» FRONT • 12" x 7" • 1524114
» REAR • 12" x 8" • 1524115
150 EFI '18-26



PRO ARMOR WHEEL & TIRE KIT: YOUTH CRAWLER & BUCKLE

» 2885154
150 EFI '18-26



FULL WINDSHIELD - POLY

- .25" clear poly carbonate
- Mounts with Lock & Ride

» 2889854
150 EFI '18-26



HALF WINDSHIELD - POLY

- 13" tall to provide protection and allow airflow
- .25" clear poly carbonate
- Mounts with Lock & Ride


» 2889855
150 EFI '18-26



REAR PANEL - POLY

- .25" clear poly carbonate
- Mounts with Lock & Ride


» 2889856
150 EFI '18-26



FRONT & REAR BUMPER SET

- Durable, e-coated steel construction
- Front and Rear Bumper included


» 2883287
150 EFI '18-26



SPORT ROOF - POLY

- Stay protected from rain, snow and sun
- Easily installs

» 2883289
150 EFI '18-26



KOLPIN OUTDOORS
ROOF, WINDSHIELD, BACK PANEL KIT

- Provides extra protection
- Quick and easy installation with included hardware
- Windshield: 1/8" Hardcoat Scratch Resistant Polycarbonate
- Roof: 1/8" HMW Haircell Polyethylene
- Back Panel: 1/8" Polycarbonate

» 2150
150 EFI '18-26



DRIVE BELT

» 3050270
150 EFI '18-26



BRAKE PADS

» FRONT • 1912970
» REAR • 1912971
150 EFI '18-26



OIL FILTER

» 3023344
150 EFI '18-26



BATTERY

» 4010678
150 EFI '18-26



AIR FILTER

» 7082249
150 EFI '18-26



SPARK PLUGS

» 3050051
150 EFI '18-26



ENGINE OIL

SEE P. 128 FOR DETAILS



ANGLE DRIVE FLUID

» 1QT • 2889280



DEMAND DRIVE FLUID

» 1QT • 2877922
» 2.5 GAL. • 2877923



AGL

» 1QT • 2878068
» 1 GAL. • 2878069
» EXTREME • 1QT • 2891028



DOT 4 BRAKE FLUID

» 12 OZ • 2872189




ALL-SEASON GREASE TUBE

» 3 OZ • 2871322
» 14 OZ • 2871423

MAINTENANCE SCHEDULE*

BREAK-IN MAINTENANCE	6 MONTHS	12 MONTHS	18 MONTHS	24 MONTHS
FIRST 5 HRS 50 MI / 80 KM	25 HRS 500 MI / 800 KM	50 HRS 1000 MI / 1600 KM	75 HRS 1,500 MI / 2,500 KM	100 HRS 2,000 MI / 3,200 KM
ENGINE OIL & OIL FILTER CHANGE	ENGINE OIL & OIL FILTER CHANGE	ENGINE OIL & OIL FILTER CHANGE	ENGINE OIL & OIL FILTER CHANGE	ENGINE OIL & OIL FILTER CHANGE
DRIVE CHAIN ADJUST & LUBRICATE	BATTERY TEST & CLEAN REPLACE AS NEEDED	BATTERY TEST & CLEAN REPLACE AS NEEDED	BATTERY TEST & CLEAN REPLACE AS NEEDED	TRANSMISSION CHANGE FLUID
BRAKE PAD INSPECT REPLACE AS NEEDED	GENERAL LUBRICATION ALL FITTINGS, PIVOTS, CABLES, ETC.			DRIVE BELT INSPECT REPLACE AS NEEDED
				SPARK PLUG INSPECT REPLACE AS NEEDED
				BATTERY TEST & CLEAN REPLACE AS NEEDED

FOR A COMPLETE MAINTENANCE SCHEDULE, CHECK YOUR OWNER'S MANUAL



*This is a sample maintenance schedule. Please reference and use your owners manual for full maintenance and vehicle care.


WINCHES

DEPENDABLE. TOUGH. BUILT FOR THE OFF-ROAD.

A Polaris Engineered winch is designed to help you get the job done right, get you on your way faster and prepare you for the unexpected.

WHY POLARIS?


Polaris Off Road vehicles are engineered with designated mounting points and wiring for seamless install of Polaris Engineered winches.



TESTED **1,200+** PULLS AT MAX LOAD



BUILT TO WITHSTAND **-20° F** TEMPERATURES



OPERATES FULLY SUBMERGED



MILITARY TESTED & APPROVED

UPGRADE YOUR CONTROLS

DASH WINCH SWITCH KIT

- Allows user to add a dash switch as an additional means to control winch
- Compatible with all winches and other control methods (wireless/wired)

» 2889050

XD 1500 '24-26, CREW XD 1500 '24-26, XP 1000 '18-26, CREW XP 1000 '19-26, CREW 1000 '20-26, 1000 '20-26, XP KINETIC '23-24

TOP SELLER POWER CONTROLLER

- Control winch/plow hydraulics from shift knob

» 2883247 (SHOWN)

XP 1000 '18-26, CREW XP 1000 '19-26, CREW 1000 '20-26, 1000 '20-26, XP KINETIC '23-24

REQUIRES WINCH ADAPTER (2884159), SOLD SEPARATELY, WHEN USING A WINCH FOR LIFTING DEVICE

» 2889162

SP 570 '22-26

» 2879227

EV '15-21, CREW 570-4 '14-21, 570 '11-26, 500 '17-22

» 2889769

XD 1500 '24-26, CREW XD 1500 '24-26

WIRED REMOTE CONTROL

- Handle and socket both required

» REMOTE HANDLE • 4013466

» SOCKET • 4017102

WORKS WITH 2889695

» SOCKET • 4014228

WORKS WITH 2885095 & 2881669

WIRELESS WINCH REMOTE

- Add convenience and safety to your integrated winch system

- Capable of operating the winch from up to 50-feet away
- Avoid tangled cables and eliminate the risk of damaged control cables

» 2889840

SP 570 '22-26

REPLACEMENT PARTS

SYNTHETIC ROPE

» 6,000 LB
2879188

» 4,500 LB
2879187

STEEL CABLE

» 3,500 LB
2878890



ADD A PLOW P. 102



TOP-OF-THE-LINE FEATURES
BEST FOR PLOWING, HEAVY-DUTY OUTDOOR CHORES & TRAIL RIDING



BUILT FOR THE OFF-ROAD
BEST FOR THE CASUAL OFF-ROAD RIDER

FEATURES & BENEFITS

PRO SERIES

ALL POLARIS ENGINEERED WINCHES COME WITH:



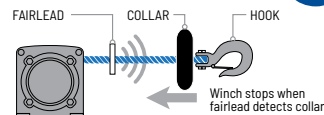
WARRANTY

- ✓ INTEGRATED WIRING, MOUNT, PREASSEMBLED
- ✓ HOOK WITH STRAP
- ✓ CUT STEEL GEARS & SEALED DRIVETRAIN
- ✓ SEALED PERMANENT MAGNET MOTOR



Retrieve cable 5x as fast as standard mode on other Polaris winches. Get back to riding or complete your task quicker.

1. Set winch dial to N (Neutral) to manually pull the rope out and secure the hook to your anchor point
2. Set winch dial to L (Low) for maximum pulling power while winching your load
3. Set winch dial to H (High) for retrieving the rope 5x faster with Rapid Rope Recovery



Auto Stop technology protects and extends the life of your winch by automatically stopping the winch at the end of pull to prevent over-spooling. While plowing, it prevents the plow frame from bending by stopping the winch once the plow has been lifted.



With its lightweight, yet extremely strong, design and superior flexibility, this 50 ft. long synthetic rope is easy to handle and can stand up to any tough job.



This convenient remote operates your Polaris winch wirelessly from within 50 ft. of the vehicle. Operate your winch safely outside your vehicle while on the job site or trails.

MODEL

6,000 LB

4,500 LB

4,500 LB

3,500 LB

XD 1500 '24-26
CREW XD 1500 '24-26

2889276

XP 1000/CREW XP 1000 '18-26
1000/CREW 1000 '20-26
XP KINETIC '23-24
NON EPS RANGER 1000 REQUIRES FRONT BUMPER

TOP SELLER
2889693

TOP SELLER
2889694

SP 570/CREW SP 570 '22-26
2-SEAT & CREW MODELS REQUIRE CABLES: 2889185

2885096

2889275

TOP SELLER
2889695
High-Mounted
2889272

2889275

2889275

2889275

2889275

2881693

2881669

2881669

2881669

2881669

2881669

2881669

2881669

2881669

2881669

2881669

2881669

2881669

2881669

2881669

2881669

2881669

2881669

2881669

COMMON ACCESSORIES

WINCHES

PLOWS

LIGHTING

CONNECTED TECHNOLOGY

ELECTRICAL ACCESSORIES

TRACKS

HUNT

COOLERS

WHEELS & TIRES & TRAILERING

PLOWS

HYDRAULIC CONTROL FOR EXTREME SNOW REMOVAL

A robust frame and tough blades, combined with a convenient hydraulic angle system, allow your plow to move serious snow while you remain comfortable. Thanks to Lock & Ride technology, the Pro Series comes standard with a convenient kickstand attachment to the plow frame, giving you the easiest attachment.

1000 / XP 1000 / XP KINETIC

Choose a Pro Series Plow System, designed to help you get the most out of your RANGER during snowy months. Select a system based on your plowing needs with premium add-ons including a hydraulic lift system or additional plow accessories.

PRO SERIES PLOW SYSTEM WITH HYDRAULICS & ACCESSORIES

- System includes:
- Frame (2889308)
 - 72" Poly Blade (2879317)
 - Hydraulic Angle (2889029)
 - Hydraulic Controller (2883247)
 - Plow Markers (2872726)
 - Back Drag Bar (2889329)
 - Plow Extensions (2889328)

» 3880002

XP 1000 '18-26, CREW XP 1000 '19-26, CREW 1000 '20-26, 1000 '20-26, XP KINETIC '23-24
REQUIRES LIFT METHOD: SEE WINCHES

PRO SERIES PLOW SYSTEM WITH HYDRAULICS

- System includes:
- Frame (2889308)
 - 72" Poly Blade (2879317)
 - Hydraulic Angle (2889029)
 - Hydraulic Controller (2883247)
 - Plow Markers (2872726)

» 3880003

XP 1000 '18-26, CREW XP 1000 '19-26, CREW 1000 '20-26, 1000 '20-26, XP KINETIC '23-24
REQUIRES LIFT METHOD: SEE WINCHES

PRO SERIES PLOW SYSTEM

- System includes:
- Frame (2889308)
 - 72" Steel Blade (2890334)

» 3880004

XP 1000 '18-26, CREW XP 1000 '19-26, CREW 1000 '20-26, 1000 '20-26, XP KINETIC '23-24
REQUIRES LIFT METHOD: SEE WINCHES

SP 570

PRO SERIES PLOW SYSTEM WITH HYDRAULICS

- System includes:
- Quick Release Hook (2889577)
 - Frame (2880260)
 - 72" Steel Blade (2890335)
 - Hydraulic Angle (2889032)
 - Hydraulic Controller (2889162)
 - Plow Markers (2872726)

» 3880006

SP 570 '22-26 & CREW SP 570 '22-26
REQUIRES LIFT METHOD: SEE WINCHES

PRO SERIES PLOW SYSTEM (NON BASE MODELS)

- System includes:
- Quick Release Hook (2889577)
 - Frame (2880260)
 - 66" Poly Blade (2880269)

» 3880007

SP 570 '22-26 & CREW SP 570 '22-26
REQUIRES LIFT METHOD: SEE WINCHES AND HYDRAULIC LIFT OPTION

PRO SERIES PLOW SYSTEM (BASE MODELS ONLY)

- System includes:
- Mount (2889195)
 - Quick Release Hook (2889577)
 - Frame (2880260)
 - 66" Poly Blade (2880269)

» 3880008

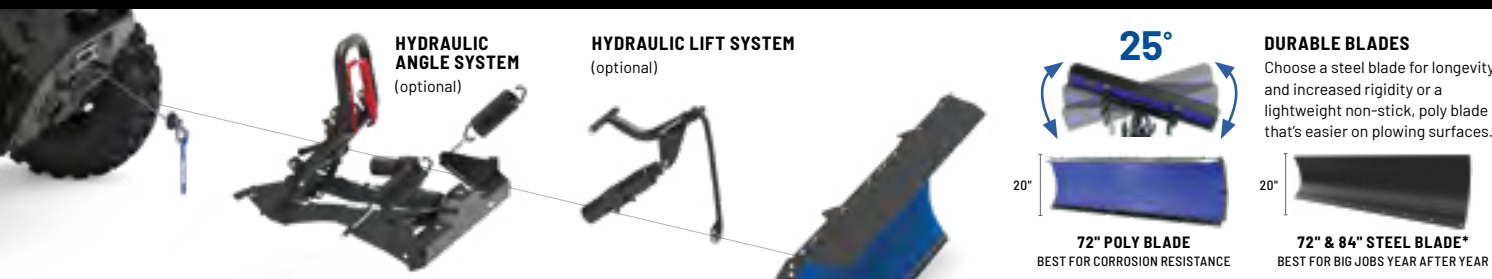
SP 570 '22-26 & CREW SP 570 '22-26
REQUIRES LIFT METHOD: SEE WINCHES AND HYDRAULIC LIFT OPTION

1000 / XP 1000 / XP KINETIC / XD 1500

72" or 84" blades*

Choice of poly or steel*

Hydraulic lift & angle system option



BUILD YOUR PLOW SYSTEM	STEP 1 SELECT A MOUNT	STEP 2 SELECT A FRAME	STEP 3 SELECT PLOW CONTROL		STEP 4 SELECT A BLADE
MODELS	MOUNT	FRAME	HYDRAULICS	WINCHES	BLADES
XP 1000 '18-26 CREW XP 1000 '19-26 1000 '20-26 CREW 1000 '20-26 XP KINETIC '23-24	Not Required INTEGRATED INTO FACTORY BUMPER NON EPS RANGER 1000 REQUIRES FRONT BUMPER	Frame 2889308 Track Extension 2879871 Replacement T Shear Pin 2204829 Pro Series Kickstand System 2207382	Pro Series Hydraulic Lift System 2889058 Pro Series Plow Hydraulic Angle System 2889029 TOP SELLER Power Controller 2883247 REQUIRED FOR HYDRAULIC COMPONENTS	Pro Series 6,000 LB Winch 2889693 TOP SELLER Pro Series 4,500 LB Winch 2889694 Power Controller Winch Adapter 2884159	72" Poly 2879317 TOP SELLER 72" Steel 2890334
XD 1500 '24-26 CREW XD 1500 '24-26	Not Required INTEGRATED INTO FACTORY BUMPER	Pro Series Plow Frame 2889112	Hydraulic Plow Lift Kit 2890303 Hydraulic Plow Angle Kit 2890304	Pro Series 6,000 LB Winch 2889276 Power Controller Winch Adapter 2889769	84" Steel 2889111


* 84" Blade only available in steel. Fits XD 1500 and Crew XD 1500 models only.

SP 570 / 570 / 500 / 570 FULL-SIZE

72" or 66" blades

Choice of poly or steel

Hydraulic angle system option



BUILD YOUR PLOW SYSTEM	STEP 1 SELECT A MOUNT	STEP 2 SELECT A FRAME	STEP 3 SELECT PLOW CONTROL	STEP 4 SELECT A BLADE
MODELS	MOUNT	FRAME	HYDRAULICS	WINCH
570 FULL-SIZE '16-26 CREW 570 FULL-SIZE '16-26 500 '17-22 570 '10-21 CREW 570 '10-21 LI-ION EV '15-21 EV '15-21	Pro Series Mount & Quick Release Hook 2880261	TOP SELLER Pro Series Frame 2880260	Pro Series Plow Hydraulic Angle System 2889032 Pro Series Power Controller 2879227 NO SHIFTER TO MOUNT CONTROLLER ON EV REQUIRED FOR HYDRAULIC COMPONENTS	Pro Series 4,500 LB Winch 2882238
SP 570 '22-26 CREW SP 570 '22-26 PREMIUM AND NORTHSTAR EDITION MODELS	Quick Release Hook 2889577 REQUIRED FOR ALL TRIMS MOUNT INTEGRATED INTO FRONT BUMPER	Frame Extension 2880267 FOR VEHICLES USING TRACK SYSTEM Replacement Shear Pin 2205527	Pro Series Plow Hydraulic Angle System 2889032 Power Controller 2889162 NO SHIFTER TO MOUNT CONTROLLER ON EV REQUIRED FOR HYDRAULIC COMPONENTS	Pro Series 4,500 LB Winch 2885096
SP 570 '22-26 CREW SP 570 '22-26	Mount 2889195 Quick Release Hook 2889577			TOP SELLER 72" Steel 2890335 66" Poly 2880269 TOP SELLER 66" Steel 2890336

PLOW ACCESSORIES

PLOW BLADE SNOW DEFLECTOR

- » 72" • 2858541
- » 66" • 2879866
- » 60" • 2871808

HEAVY-DUTY SNOW PLOW DEFLECTOR

- » 72" • 2884160
 - » 84" • 2889749
- XD 1500 '24-26, CREW XD 1500 '24-26
REQUIRES 84" STEEL BLADE (2889111), SOLD SEPARATELY

QUICK RELEASE SKID SHOES

- Helps prevent blade wear
 - Hardened steel for industrial strength
- » 2205223

COIL SPRING SPACER

- Keep the front end of the vehicle up and improve ride quality when using a plow on strut or A-Arm vehicles
- » 2872655

PRO SERIES 6" PLOW EXTENSIONS

- 6" steel plow extensions that attach to the side of 66" and 72" Pro Series plows
- » 2889328

84" UPPER PLOW EXTENSION

- Adds additional height to blade to push more snow
- » 2889748
- XD 1500 '24-26, CREW XD 1500 '24-26
REQUIRES 84" STEEL BLADE (2889111), SOLD SEPARATELY

INTAKE PRE-FILTER KIT - SNOW

- Pre-filter kit for trouble-free use in snowy conditions
- » 2890251
- XD 1500 '24-26, CREW XD 1500 '24-26

WEAR BARS

- Protect your plow blade and minimize wear on the actual blade

- » 72" STEEL • 2204976
- » HEAVY DUTY 72" STEEL 2879875
- » 72" UHMWPE • 2890289
- » 66" STEEL • 2879867
- » HEAVY DUTY 66" STEEL 2879868
- » 60" STEEL • 2877243
- » 66" UHMWPE • 2890290

BACK DRAG BAR

- Has a hinged, rear facing cutting edge that improves back dragging performance and allows the bar to float when plowing forward to reduce wear and tear

- » 72" • 2889329
 - » 84" • 2889747
- NOT COMPATIBLE WITH 66" BLADES

QUICK RELEASE SKID SHOES

- Helps prevent blade wear
 - Hardened steel for industrial strength
- » 2208864

PLOW MARKER

- Helps driver monitor plow blade position
 - Sold in pairs
- » 2872726

PLOW LINK

- » 2204974

CHOOSE A PLOW SYSTEM

BUILD A PLOW SYSTEM

COMMON ACCESSORIES

WINCHES

PLOWS

LIGHTING

CONNECTED TECHNOLOGY

ELECTRICAL ACCESSORIES

TRACKS

MOUNT

COOLERS

WHEELS & TIRES & TRAILERING

PLOWS

MAKE QUICK WORK OF THE SMALLER JOBS


Move some snow with a sturdy and capable plow system, and discover why a major snowfall can be the highlight of your week. With a robust frame, beefy poly and steel blade options, convenient Lock & Ride mounting and dismounting and amazing value, this is a great choice in the dead of winter.

3-SEAT & CREW

72" or 66" blades

Choice of poly or steel


Manual angle system standard



2-SEAT & CREW 570 FULL-SIZE & CREW

66" blades

Choice of poly or steel



BUILD A PLOW SYSTEM

MODELS	STEP 1 SELECT A MOUNT	STEP 2 SELECT A FRAME	STEP 3 SELECT A LIFT METHOD	STEP 4 SELECT A BLADE
XP 1000 '18-26 CREW XP 1000 '19-26 1000 '20-26 CREW 1000 '20-26 XP KINETIC '23-24 <small>NOT COMPATIBLE WITH 29" OR LARGER TIRES</small>	Not Required <small>INTEGRATED INTO FACTORY BUMPER</small> <small>NON EPS RANGER 1000 REQUIRES FRONT BUMPER</small>	Frame 2889307 Replacement Shear Pin 2205527	<small>TOP SELLER</small> 4,500 LB Winch 2889695	<small>TOP SELLER</small> 72" Steel 2890335 66" Poly 2880269 <small>TOP SELLER</small> 66" Steel 2890336

BUY A PLOW SYSTEM

PLOW SYSTEM
System includes: • Frame (2889307) • 72" Steel Blade (2890335) » 3880005 <small>XP 1000 '18-26, CREW XP 1000 '19-26, CREW 1000 '20-26, 1000 '20-26, XP KINETIC '23-24</small> <small>REQUIRES LIFT METHOD: SEE WINCHES</small>

BUILD A PLOW SYSTEM

MODELS	STEP 1 SELECT A MOUNT	STEP 2 SELECT A FRAME	STEP 3 SELECT A LIFT METHOD	STEP 4 SELECT A BLADE
570 FULL-SIZE '16-26 CREW 570 FULL-SIZE '16-26 500/ETX '10-22 570 '10-21 CREW 570 '10-21 LI-ION EV '15-21 EV '15-21	Mount 2879105	Frame 2889307	<small>TOP SELLER</small> 3,500 LB Winch 2881669	66" Poly 2880269
SP 570 '22-26 CREW SP 570 '22-26	Mount 2889195 <small>NOT REQUIRED ON PREMIUM AND NORTHSTAR EDITION MODELS</small>	Replacement Shear Pin 2205527	Pro Series 4,500 LB Winch 2885096	<small>TOP SELLER</small> 66" Steel 2890336

BUY A PLOW SYSTEM

PLOW SYSTEM
System includes: • Frame (2889307) • 66" Steel Blade (2890336) » 3880009 <small>SP 570 '22-26 & CREW SP 570 '22-26</small> <small>REQUIRES LIFT METHOD: SEE WINCHES</small>

PLOW ACCESSORIES

WEAR BARS

- Protect your plow blade and minimize wear on the actual blade
- » 72" STEEL • 2204976
- » HEAVY DUTY 72" STEEL 2879875
- » 66" STEEL • 2879867
- » HEAVY DUTY 66" STEEL 2879868
- » 60" STEEL • 2877243

PLOW BLADE SNOW DEFLECTOR

- » 72" • 2858541
- » 66" • 2879866
- » 60" • 2871808

HEAVY-DUTY SNOW PLOW DEFLECTOR

- » 72" • 2884160

QUICK RELEASE SKID SHOES

- Helps prevent blade wear
- Hardened steel for industrial strength
- » 2208864

COIL SPRING SPACER

- Keep the front end of the vehicle up and improve ride quality when using a plow on strut or A-Arm vehicles
- » 2872655

QUICK RELEASE SKID SHOES

- Helps prevent blade wear
- Hardened steel for industrial strength
- » 2208864

PLOW MARKER

- Helps driver monitor plow blade position
- Sold in pairs
- » 2872726

PLOW LINK

- » 2204974

COMMON ACCESSORIES

WINCHES

PLOWS

LIGHTING

CONNECTED TECHNOLOGY

ELECTRICAL ACCESSORIES

TRACKS

HUNT

COOLERS

WHEELS & TIRES & TRAILERING

ADVANCED TECH

RIGID® lights are driven by Aluminum PCB Smart Boards®, 6063-T5 aircraft aluminum extruded housings and Tiger Drylac® UV protection polyester powdercoating.

EXCLUSIVE OPTICS

RIGID® lights feature impact-resistant polycarbonate lenses for a 100% water/dustproof seal.

RIGID® LIMITED LIFETIME WARRANTY

If you own a RIGID® light and it breaks, we will replace or repair it for life.*

RUGGED CONSTRUCTION

Pro Armor lights are designed to be big and beefy with an aggressive style all their own, and housed in IP67 marine-grade rated UV polyester powdercoating.

MASSIVELY BRIGHT

Pro Armor builds bright lights designed for any riding experience. All that power is directed through heat dissipating aluminum for streamlined heat management.



LIGHT BAR TYPES


SR-SERIES PRO

Sleek, powerful, low-profile (under 2" tall). Lights extreme distances with low energy usage.

Available in 10" & 32"


D-SERIES PRO

Compact to fit almost anywhere with high output and low energy usage.

Available in Driving, Flood & Spot


DUAL-ROW LED

The most spread and farthest illumination downrange. Easy to mount.

Available in 11" & 31"


SINGLE-ROW LED

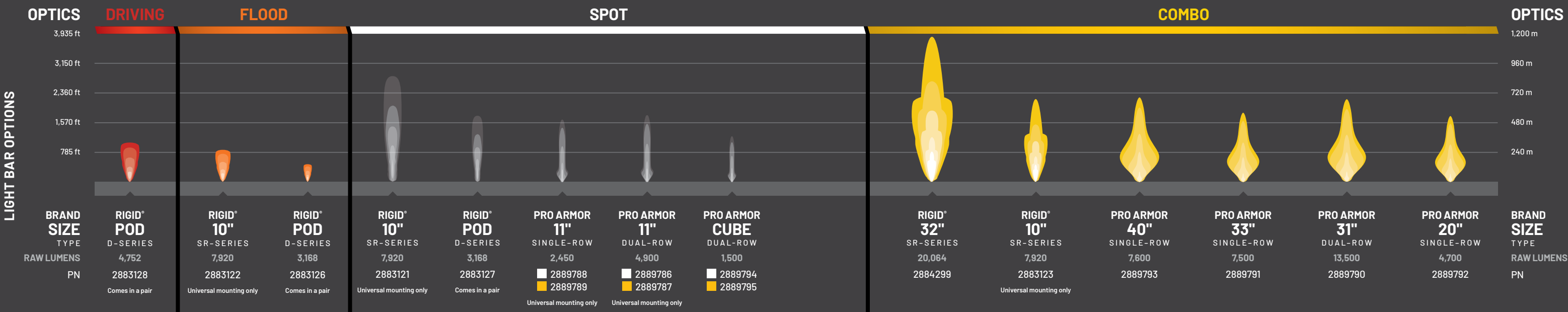
Powerful, compact, low-profile light bars with sleek look.

Available in 11", 20", 33" & 40"


CUBE LED

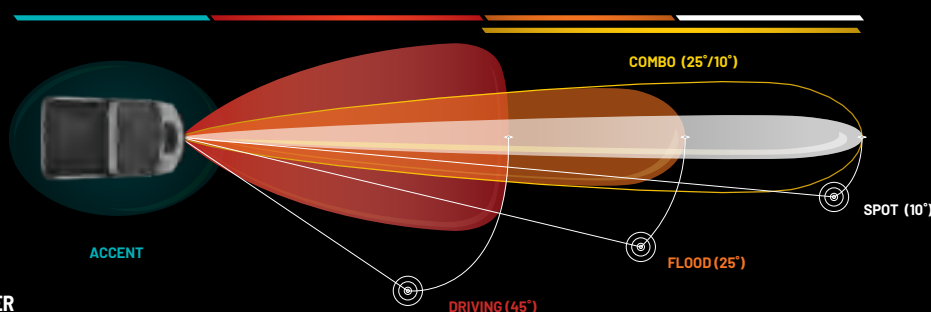
Small size allows mounting in strategic locations for added lighting.

Available in Spot


BUILD YOUR VISION

Consider the optics, angle and how you will use your vehicle to choose the right light or set of lights.

OPTICS LIGHT ANGLE	ACCENT	DRIVING (45°)	FLOOD (25°)	SPOT (10°)	COMBO (25°/10°)
DRIVING SPEED	All	Slow to medium	Slow to medium	High	All
BEAM	Diffused glow	Extra-wide	Wide/shorter	Concentrated/long	Inner spot & outer flood
RECOMMENDED MOUNTING	Low/wheel well	All points	Low/rear	High points	All points
TERRAIN & RIDING STYLE	Added style & personalization in any terrain	All riding & utility	Wide-open terrain or trails & utility	Trail & tight conditions	All riding & utility



* If RIGID® determines, in its sole discretion, that your product is defective in material or workmanship, RIGID® will honor your warranty claim. In some cases the product will be replaced, depending on the specific time frame of the purchase. If the product is repaired, all parts, labor, and return shipping may be covered by RIGID®.

ADD A HARNESS TO MOUNT YOUR LIGHTS

MODELS	LIGHT BAR SET-UPS	
	1 LIGHT IN 1 LOCATION ON 1 SWITCH	2 LIGHTS IN 2 LOCATIONS ON 1 SWITCH
EV 15-21 CREW 570-4 15-21 570 15-21 500 17-22	TOP SELLER LIGHT BAR HARNESS 2882209	TOP SELLER LIGHT BAR HARNESS 2882209
SP 570 22-26 NON-PREMIUM AND NON-NORTHSTAR MODELS REQUIRE BATTERY CONNECTION CABLE	UPPER SWITCH PANEL LIGHT BAR HARNESS* 2889675	Y-HARNESS 2879860
XP 1000 18-26 CREW XP 1000 19-26 1000 20-26 CREW 1000 20-26 XP KINE TIC 23-24	SEE P. 110 FOR WIRING CONNECTIONS	
XD 1500 24-26 CREW XD 1500 24-26		

BATTERY CONNECTION CABLES
3-SEAT & CREW

- » 3-SEAT • 2879388
XP 1000 17-26
- » CREW • 2879685
CREW XP 1000 17-26

2-SEAT & CREW

- » **TOP SELLER** 2-SEAT • 2879990
EV 15-21, 570 15-21, 500 17-22
- » CREW • 2880929
CREW 570-4 15-21
- » 570 • 2881684
EV 15-21, 570 15-21, 500 17-22
- » SP 570 • 2889185
SP 570 SPORT 22-26,
CREW SP 570 SPORT 22-26

1 LED LIGHT BAR WIRING HARNESS - REAR FACING CREW EXTENSION

- For installing rear facing light on Crew models
- » 2883854
XP 1000 20-26, CREW XP 1000 19-26,
CREW 1000 20-26
TO BE USED WITH LIGHT BAR HARNESS (2889675)

LIGHT BAR MOUNT

- Optional cast mount for added style
- Compatible with all Pro Armor light bars
- » 2890053

CAST LIGHT BAR MOUNT

- » 2889930
XD 1500 24-26, CREW XD 1500 24-26

 SHOP & VERIFY VEHICLE FITMENT AT POLARIS.COM/SHOPRANGER

ADD ADDITIONAL EXTERNAL LIGHTING P. 60

CONNECTED TECHNOLOGY

SMART TECH TO OUTSMART THE UNEXPECTED



	POLARIS RIDECOMMAND	POLARIS RIDECOMMAND+
VEHICLE OWNERSHIP	GARAGE	✓
	WARRANTY STATUS	✓
	MAINTENANCE REMINDERS	✓
	ISSUE DIAGNOSTICS	✓
RIDING FEATURES	VEHICLE HEALTH	✓
	COMMUNITY	✓
	CONTENT SHARING	✓
	RIDE PLANNING	✓
	WAYPOINTS	✓
	RIDE TRACKING	✓
	RIDE TRACKING+	✓
SECURITY	GROUP RIDE	✓
	GROUP RIDE+	✓
	VEHICLE LOCATOR	✓
	LOCATION ALERTS	✓
	CHECK-IN MESSAGES	✓
IGNITION SECURITY*	✓	

* Only available on select models

POLARIS RIDECOMMAND

PLAN YOUR RIDE

Figure out your route ahead of time, so you can spend more time doing and less time planning. With Snap-to-Trail technology and property lines, you can ensure you're in the right area.

TUNE IN TO YOUR SURROUNDINGS

Integrated rear cameras and Game Camera Viewer allows you to have a more comprehensive view of your surroundings so you can check out what is happening on your land.

WORK SMARTER

Plow Mode automatically raises and lowers the plow depending on the gear you're in so that you can get your work done quicker.

DISCOVER NEW TRAILS

With over 1,300,000 miles of trails available offline, you'll have the confidence to ride anywhere, whether you have cellular coverage or not.

POLARIS RIDECOMMAND+

THE LATEST IN INDUSTRY-LEADING CONNECTED VEHICLE TECHNOLOGY

Vehicle health, maintenance and issue diagnostics from the palm of your hand. Over-the-air updates with new feature releases.



LOCATION ALERTS



VEHICLE HEALTH



RIDE TRACKING+ & GROUP RIDE+



ISSUE DIAGNOSTICS



MAINTENANCE REMINDERS

AVAILABLE ON SELECT MODELS & AS AN ACCESSORY

7" DISPLAY POWERED BY RIDE COMMAND

Bright, 7" touchscreen visible in all conditions.

Group Ride
Stay together with fellow riders by following them directly on the map screen so you can ride at your own speed.

Personalized Audio Experience
Seamlessly pair to your display via Bluetooth® to wirelessly stream music and stay connected with call and text alerts.

Configurable Gauges
Customize your ride experience with elevation, travel direction, fuel level and more to create relevant screens for you.

» 2884072

XP 1000 '19-24, CREW XP 1000 '19-24, CREW 1000 '20-26, 1000 '20-26, SP 570 '22-26, CREW SP 570 '22-26
SPEAKERS NOT INCLUDED, MUST CHOOSE AUDIO PACKAGE FOR AUDIO OUTPUT

» 2890898

XD 1500 '24-26, CREW XD 1500 '24-26, XP 1000 '25, CREW XP 1000 '25, XP KINETIC '23-24
SPEAKERS NOT INCLUDED, MUST CHOOSE AUDIO PACKAGE FOR AUDIO OUTPUT



LEARN MORE & DOWNLOAD THE POLARIS APP AT
RIDECOMMAND.POLARIS.COM



7" DISPLAY MOUNT KIT

- Necessary mount for 7" Display Powered by RIDE COMMAND
- Seamless fit and finish
- Includes necessary wiring harness and reverse camera kits

» 2889766

XD 1500 '24-26, CREW XD 1500 '24-26

» 2890286

XP 1000 '22-26, CREW XP 1000 '22-26, CREW 1000 '22-26, 1000 '22-26
FOR NORTHSTAR AND ALL OTHER MODELS WITHOUT 900 WATT

» 2889310

XP 1000 '22-26, CREW XP 1000 '22-26, CREW 1000 '22-26, 1000 '22-26, XP KINETIC '23-24
FOR 900 WATT STATOR

» 2889163

SP 570 '22-26

CAMERA KITS

» FRONT • 2889662

XP KINETIC '23-24, SEE FULL DETAILS ON P. 73

» FRONT • 2890856

XD 1500 '24-26, CREW XD 1500 '24-26

» REAR • 2890858

XD 1500 '24-26, CREW XD 1500 '24-26

AVAILABLE ON SELECT MODELS

RIDE COMMAND+ CONNECTED VEHICLE ACCESSORIES*

» 3880079

XD 1500 '24-26, CREW XD 1500 '24-26

» 3880085

1000 '23-26, CREW 1000 '23-26, XP 1000 '23-26, CREW XP 1000 '23-26

» 3880086

SP 570 '23-26, CREW SP 570 '23-26

*Kits includes all necessary accessories to activate RIDE COMMAND+



LEARN MORE AT
TRAILTECH.NET

VOYAGER PRO KIT, UTV

Bright, 4" touchscreen visible in all conditions. Compatible with RIDE COMMAND.

Pre-Loaded Base Maps
The map screen is enabled with base maps, topography lines, hill shading and select trails. Record or load GPS trails/riding areas and transfer to a PC.

Buddy Tracking
Track up to 20 group members no matter what type of vehicle they are riding.
Bluetooth® Enabled
Bluetooth® enabled for intercom, phone and media controls. Play songs from your phone or MicroSD card using a Bluetooth® headset, speaker or intercom. Two phones and two headsets can be connected at the same time.

» 922-125

AVAILABLE AT YOUR LOCAL DEALER OR ONLINE AT TRAILTECH.NET

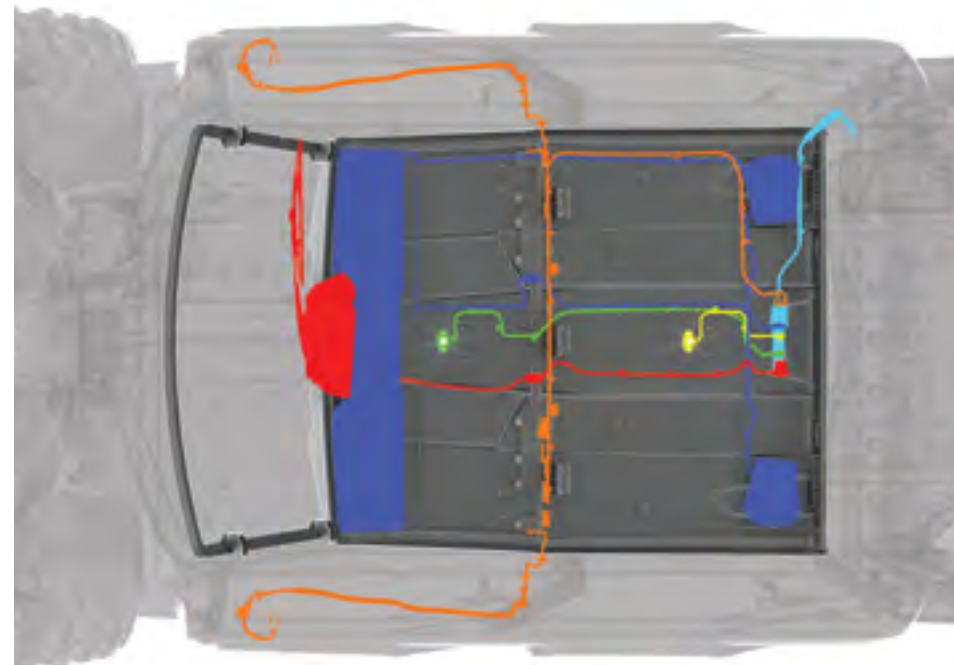
ELECTRICAL ACCESSORIES



ADD ELECTRICAL SYSTEM ACCESSORIES IN 4 EASY STEPS

Polaris PULSE is a revolutionary way to provide additional power locations on your vehicle, and makes adding electrical accessories a snap. Electrical accessories are easier to install, with designated routing areas and plug and play connections.

Look for to identify Polaris PULSE ready accessories.



CREW XP 1000 POLARIS PULSE WIRING SHOWN



STEP 1

CHOOSE A POLARIS PULSE READY ROOF	XD 1500	CREW XD 1500	1000 XP 1000 XP KINETIC	CREW 1000 XP 1000	SP 570	CREW SP 570
Premium Roof - Poly - Polaris Pursuit Camo	N/A		2882913	N/A	N/A	
Premium Roof - Poly - Black	N/A		2882912	N/A	N/A	
Sport Roof - Poly - Black	N/A		2890684	2890333	2885077	2885078

STEP 2

ADD THE POLARIS PULSE ROOF 6	XD 1500	CREW XD 1500	1000 XP 1000 XP KINETIC	CREW 1000 XP 1000	SP 570	CREW SP 570
Polaris PULSE Roof 6	2890262	2890441	2882904			
Polaris PULSE Wiring Harness - Crew Extension	N/A		N/A		2889185	

STEP 3 ADD ACCESSORIES*

POWER WINDOW DOORS	XD 1500	CREW XD 1500	1000 XP 1000 XP KINETIC	CREW 1000 XP 1000	SP 570	CREW SP 570
Polaris PULSE Wiring Harness - Crew Extension	N/A		N/A	2883231	N/A	

WINDSHIELD WIPER & WASHER SYSTEM	XD 1500	CREW XD 1500	1000 XP 1000 XP KINETIC	CREW 1000 XP 1000	SP 570	CREW SP 570
Windshield Wiper & Washer System	2889095		2883974		2885083	
Polaris PULSE Wiring Harness - Crew Extension	N/A		N/A	2883231	2889185	

WORK LIGHT	XD 1500	CREW XD 1500	1000 XP 1000 XP KINETIC	CREW 1000 XP 1000	SP 570	CREW SP 570
Rear LED Work Light	2889771		2889672			
Reverse Light Harness	N/A		2889679		N/A	
Polaris PULSE Wiring Harness - Crew Extension	N/A		N/A	2883231	2889185	

AUDIO: DASH RADIO & VISOR SPEAKERS	XD 1500	CREW XD 1500	1000 XP 1000 XP KINETIC	CREW 1000 XP 1000	SP 570	CREW SP 570
JBL® Dash Audio Kit	N/A		N/A		2885081	
Polaris PULSE Wiring Harness - Crew Extension	N/A		N/A	2883231	2889185	

AUDIO: VISOR AUDIO + REAR SPEAKERS	XD 1500	CREW XD 1500	1000 XP 1000 XP KINETIC	CREW 1000 XP 1000	SP 570	CREW SP 570
JBL® Trail Pro 4200 Audio Upgrade Kit	2889763		N/A		N/A	
Polaris PULSE Wiring Harness - Crew Extension	N/A		N/A	2883231	N/A	

*Add accessories to models without 7" Display Powered by RIDE COMMAND

STEP 4 FINISHING TOUCH

CONCEAL WIRING FOR A FINISHED, COMFORTABLE LOOK	XD 1500	CREW XD 1500	1000 XP 1000 XP KINETIC	CREW 1000 XP 1000	SP 570	CREW SP 570
Premium Roof Liner	N/A		2890526	2890527	2885093	2885094

ELECTRICAL ACCESSORIES



THE FOLLOWING ACCESSORIES EASILY PLUG INTO THE FACTORY INSTALLED POLARIS PULSE UNDER THE HOOD:

	XD 1500	1000 / XP 1000 / XP KINETIC	SP 570
Heater & Defrost System	—	P. 58 / 73	P. 86
Horn	P. 36	P. 60	P. 86
Plow Controller	P. 38	P. 61	P. 87
Audio System	P. 39	P. 64	P. 87
Light Bars	P. 106	P. 106	P. 106



POLARIS PULSE UNDERHOOD BUS BAR - 6 POSITION

• If upgrading to more than three accessories attaching to the underhood PULSE location, replace 3-Position Bus Bar with the Polaris PULSE Underhood Bus Bar - 6 Position

» **2884183** 1000 ONLY
CREW 1000 '20-26, 1000 '20-26

POLARIS FRONT PULSE BAR AND HARNESS

• This kit is required to install any electrical accessories on a base RANGER SP 570

» **2889185**
SP 570 '22-26

POLARIS PULSE BATTERY TENDER ADAPTER

• Connects your trickle charger to your vehicle

» **2884297**
XP 1000 '18-26, CREW XP 1000 '19-26, CREW 1000 '20-26, 1000 '20-26, SP 570 '22-26, CREW SP 570 '22-26, XP KINETIC '23-24

REVERSE LIGHT HARNESS

• Activates rear lights when your RANGER is shifted into reverse

» **2889679**
XP 1000 '17-26, CREW XP 1000 '18-26, CREW 1000 '20-26, 1000 '20-26, XP KINETIC '23-24



EASILY ADD LIGHTING

With Polaris PULSE it's easy to add RIGID® and Pro Armor lighting to your RANGER. All LED Light bars listed on pages 106-107 are Polaris PULSE ready, making installation that much easier.

POLARIS PULSE LIGHT BAR WIRING LOCATIONS


Front Bumper Roof - Front Mounted
Roof - Rear Mounted CREW Roof - Rear Mounted*

*Requires Extension

	XD 1500	1000 / XP 1000 / XP KINETIC	SP 570
1 LIGHT WITH 1 SWITCH			
PULSE Light Bar Harness - Dash Switched 2889738 -OR- Overhead Switch Panel Kit 2890422 PULSE Light Bar Harness - Upper Switch Panel 2889686	TOP SELLER Polaris PULSE Wiring Harness - 1 LED Light Bar 2883230 Upper Switch Panel Light Bar Harness** 2889675 Reverse Light Harness 2889679	Polaris PULSE Wiring Harness - 1 LED Light Bar 2889161	
2 LIGHTS WITH 1 SWITCH			
PULSE Light Bar Harness - Dash Switched 2889738 Y-Harness 2879860 -OR- Overhead Switch Panel Kit 2890422 PULSE Light Bar Harness - Upper Switch Panel 2889686 Y-Harness 2879860	TOP SELLER Polaris PULSE Wiring Harness - 1 LED Light Bar 2883230 Y-Harness 2879860	N/A	
2 LIGHTS WITH 2 SWITCHES			
PULSE Light Bar Harness - Dash Switched (x2) 2889738 -OR- Overhead Switch Panel Kit 2890422 PULSE Light Bar Harness - Upper Switch Panel (x2) 2889686	TOP SELLER Polaris PULSE Wiring Harness - 1 LED Light Bar (x2) 2883230	Polaris PULSE Wiring Harness - 1 LED Light Bar (x2) 2889161	
EXTENSIONS FOR CREW			
N/A	Polaris PULSE Wiring Harness - 1 LED Light Bar - Crew Extension 2883231 Upper Switch Panel Light Bar Harness - Extension** 2890067	N/A	

**Check with your local dealer for availability.

TRACKS



PROSPECTOR PRO TRACK MOUNT KIT

• Install this track system mounting hardware in place of tires and wheels. Tracks sold separately.

» **2889425**

XP 1000 '21-26, CREW XP 1000 '21-26, CREW 1000 '20-26, 1000 '21-26, FITS MODELS WITH NON-HIGH CLEARANCE A-ARMS

» **2889426**

XP 1000 '21-26, CREW XP 1000 '21-26, FITS MODELS WITH HIGH CLEARANCE A-ARMS

» **2882783**

XP 1000 '18-21, CREW XP 1000 '19-21, CREW 1000 '20-21, 1000 '20-21

» **2880071**

CREW 570 '4 '15-21, 570 '14-21, 500 '17-22

» **2889196**

SP 570 '22-26
REQUIRES PROSPECTOR PRO TRACK (2880758), SOLD SEPARATELY

PROSPECTOR PRO 2.0 TRACK

» **2890034**

XP 1000 '18-26, CREW XP 1000 '18-26, CREW 1000 '20-26, 1000 '20-26

» **2889487**

SP 570 '22-26, CREW SP 570 '22-26

PROSPECTOR PRO TRACK

» **2880758**

570 '14-21 WITH EPS, CREW 570 '14-21 WITH EPS

» **2880757**

CREW 570 '4 '14-21, 570 '14-21, 500 '17-22

If using plow system with tracks, Track Plow Extension is required (2889267)

For year-round use, Polaris recommends the use of Intake Update Kit (2880673) on any RANGER XP 1000 '17, RANGER XP 1000 CREW '14-18 with tracks installed. To keep intake system working optimally, this kit pre-filters out fine snow and dust.

1 INDUSTRY-FIRST FLEX-TRACK DESIGN

Front-mounted tracks with flexible sides and a slight inward curve allow for stable handling, a more comfortable ride and precise steering over long-distances or extended working hours.

2 HIGH-DENSITY TIRE WITH ADJUSTED SHAPE

With puncture-proof tires that reduce friction and wear, the Prospector Pro 2.0 Tracks delivers trouble-free performance.

3 LIGHTWEIGHT POWDER COAT STEEL FRAME

Proven geometry to improve durability and deliver capability in all conditions throughout the life of the tracks.

A lighter frame provides more flotation to stay on top of the snow and allows the tracks to easily shed the elements they encounter.

4 TANDEM STABILIZER

The bolt-on, tandem mid-roller wheel provides a smoother ride by absorbing shocks.

5 BEARING HOUSING

Outer seals and stainless steel sleeves allow stronger bearing durability and greater reliability.

6 WHEEL CAP & SEAL

A fitted wheel cap with bladder effect eliminates water absorption due to temperature variation. Ride in snow or mud without worrying about track maintenance.

HUNT



KOLPIN
OUTDOORS

**PROTECTING YOUR
ESSENTIAL GEAR SINCE 1943**

KOLPIN STRONGHOLD SYSTEM

Polaris is proud to partner with Kolpin Outdoors, an industry leader in off-road accessories and the premier name in gun boots and mounts. If you need to secure a firearm while riding, simply attach the auto-latch mount and choose your Gun Boot.

IDEAL FOR SECURE TRANSPORT OF SCOPED RIFLES AND SHOTGUNS.

STEP 1 CHOOSE YOUR MOUNT



KOLPIN STRONGHOLD AUTO-LATCH DOUBLE BOOT MOUNT

- Precision angle adjustable for a custom fit
 - Provides a quick and secure attachment point
- » **DOUBLE BOOT MOUNT • 2883970**
» **SINGLE BOOT MOUNT • 2884106**

KOLPIN STRONGHOLD AUTO-LATCH DOUBLE BOOT MOUNT

- Adjustable to store guns at an angle or vertical (shown at angle)
 - Holds six rifles or shotguns securely with soft rubber v-grips
 - Stock is secured in place with a soft molded rubber inlay along the bottom of the rack
 - Rack can be adjusted into three positions based on firearm height
- » **2882159**
XP 1000 '17-26, CREW XP 1000 '18-26, CREW 1000 '20-26, 1000 '20-26, XD 1500 '24-26, CREW XD 1500 '24-26



RHINO-RACK® - GUN BOOT MOUNT

- Bracket used to mount Kolpin Stronghold Gun Boots to Rhino-Rack® systems when paired with Auto-Latch Mount (2884106), sold separately
- » **2889327**
XP 1000 '18-26, CREW XP 1000 '18-26, CREW 1000 '20-26, 1000 '20-26, XD 1500 '24-26, CREW XD 1500 '24-26
REQUIRES AUTO-LATCH MOUNT 2884106 TO MOUNT TO VEHICLE
SEE P. 66 FOR MORE RHINO-RACK® PRODUCTS

STEP 2 CHOOSE YOUR BOOTS



KOLPIN STRONGHOLD GUN BOOT XL

- Lockable and TSA approved
 - Includes padded, zippered internal protective liner
- 52" L x 3 3/4" W x 10 1/2" H
» **2882036**
REQUIRES AUTO-LATCH MOUNT 2883970 OR 2884106 TO MOUNT TO VEHICLE

KOLPIN STRONGHOLD GUN BOOT L

- 52" L x 4 3/4" W x 9 1/4" H
- » **2882426**
REQUIRES AUTO-LATCH MOUNT 2883970 OR 2884106 TO MOUNT TO VEHICLE



**ADD A REAR WINCH SO
YOUR RANGER WORKS
HARDER THAN YOU DO**

XD 1500 P. 43
RANGER 1000 / XP 1000 P. 69
RANGER SP 570 P. 88

IN-CAB GUN MOUNT

- Gives you instant gun access in the field
 - Mounts securely to the floor and adjusts up to 45° forward
 - Robust, molded gun butt holder at base
 - Quick-release barrel straps
 - Easily removable
 - Accommodates scope-equipped rifles
- » **2883263**
XP 1000 '18-26, CREW XP 1000 '19-26, CREW 1000 '20-26, 1000 '20-26
NORTHSTAR EDITION REQUIRES 2208023 HWD KIT TO INSTALL ON THE 2019 AND NEWER MODELS



POLARIS PURSUIT CAMO SxS FIELD COVER

- Full-coverage camo print cover hides your side-by-side while in the field
 - Lightweight material protects your RANGER from inclement weather
- » **2882160**
XP 1000 '18-26, EV '15-21, 570 '11-26, SP 570 '22-26, 500 '17-22, 1000 '20-26, XD 1500 '24-26

KOLPIN RHINO GRIPS IDEAL FOR CARRYING RIFLES, SHOTGUNS, BOWS AND CROSSBOWS

RHINO GRIP PRO

- » 2884107
- » **REPLACEMENT RUBBER STRAPS (2) • 2884109**
ALL RANGER MODELS (EXCEPT 150 EFI)



RATCHETING RHINO GRIP

- » 2881575
ALL RANGER MODELS (EXCEPT 150 EFI)




RHINO GRIP XLR

- » 2889165
- » **REPLACEMENT RUBBER STRAPS (2) • 2889204**
ALL RANGER MODELS (EXCEPT 150 EFI)



RHINO GRIP XLR - DOUBLES

- » 2889166
- » **REPLACEMENT RUBBER STRAPS (2) • 2889204**
ALL RANGER MODELS (EXCEPT 150 EFI)



All Kolpin Rhino Grips are Lock & Ride and Lock & Ride MAX compatible and come with required mounting hardware.

COMMON ACCESSORIES

WINCHES

PLOWS

LIGHTING

CONNECTED TECHNOLOGY

ELECTRICAL ACCESSORIES

TRAILS

HUNT

COOLERS

WHEELS & TIRES & TRAILERING

COOLERS

MADE FOR RIDERS.
BUILT FOR LIFE.

30, 60 & 105
QUART FEATURES



ComfortCarry
Handles



TravelLock
System



EasyOut
Drain System



NoSlip
Rubber Feet



PolarWall
Insulation



IceLock
Seal

POLARIS NORTHSTAR COOLERS CAN SURVIVE JUST ABOUT ANYTHING -
FROM EXTREME HEAT TO A NASTY TUMBLE OFF A VEHICLE.

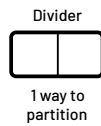


105 QUART

SAGEBRUSH GREEN • 2890707
GRAPHITE • 2883426

ACCESSORIES

WIRE BASKET • 2883648
DIVIDER (1) • 2883468
WHEELS • 2883967



1 way to
partition



60 QUART

SAGEBRUSH GREEN • 2890706
GRAPHITE • 2883425

ACCESSORIES

WIRE BASKET • 2882185
DIVIDERS (2) • 2882184
SEAT CUSHION • 2882179
WHEELS • 2882180



2 ways to
partition



30 QUART

SAGEBRUSH GREEN • 2890705
GRAPHITE • 2883424

ACCESSORIES

WIRE BASKET • 2882438
DIVIDER (1) • 2882186



1 way to
partition



15 QUART

SAGEBRUSH GREEN • 2890704
GRAPHITE • 2883968



20 QUART
SOFT-SIDED COOLER
GRAPHITE • 2889285



NORTHSTAR 30 QT COOLER STRAP

• Secures a 30 QT NorthStar Cooler to the bed of the vehicle
» 2891352

ESSENTIAL ACCESSORIES SO YOUR COOLER WORKS AS HARD AS YOU DO



WIRE BASKET



DIVIDERS Doubles as cutting board



SEAT CUSHION



WHEELS



TUMBLER



QUICKSTRAP

20 OZ • 2883393

2882187

ALL COOLERS AND POLARIS
RANGER CARGO BOXES

HOLDS ICE FOR AGES

BECAUSE JUST ANY COOLER
WON'T CUT IT OUT THERE.



You need something rugged and reliable. A cooler purpose-built to handle the challenges of the off-road—while keeping your provisions on ice for days on end. Because out here, there are no ice machines, and you just left the last one in your dust. So, load it up. Lock it in. And know your NorthStar cooler is staying put—giving you a few extra days of ice time to enjoy the wild.

COMMON ACCESSORIES

WINCHES

PLOWS

LIGHTING

CONNECTED TECHNOLOGY

ELECTRICAL ACCESSORIES

TRACKS

HUNT

COOLERS

WHEELS & TIRES & TRAILERING

WHEELS & TIRES



OFF-ROAD, IT'S ALL ABOUT FREEDOM & CREATING YOUR OWN PATH

As serious riders ourselves, we get it. And everything we design is to get (and keep) you going on the ride of a lifetime. We're for every style of rider looking to go beyond the expected with a ride that will make your story epic.



WHY CHOOSE PRO ARMOR?

SUPERIOR PERFORMANCE & DURABILITY

LIFELONG PERFORMANCE


- Every tire is designed and constructed with **longevity** in mind
- **3,000+ mile rated** (4,828 kilometers)

PREMIUM PROTECTION

- Pro Armor makes tires with **extra protection** exactly where it's needed most – the sidewall
- **Triple-belted sidewalls** keep your tires more resistant so you can keep going. Many competitors only use double-belted sidewalls

TOUGH TIRES

- Higher ply ratings mean added protection
- Pro Armor builds 8 or 10-ply rated tires for **higher puncture-resistance**



COMMON ACCESSORIES

WINCHES

PLOWS

LIGHTING

CONNECTED TECHNOLOGY

ELECTRICAL ACCESSORIES

TRACKS

HUNT

COOLERS

WHEELS & TIRES & TRAILERING

TIRES

Developed and tested with Polaris engineers, ensuring the perfect fit and optimal performance mile after mile.



14" WHEEL

PRO ARMOR X TERRAIN

Handle anything the trail throws your way, with a durability-driven design that provides a comfortable and confident ride.

Why Choose X Terrain?

Triple-belted sidewall resists puncture.



12" WHEEL
14" WHEEL

PRO ARMOR PRESERVE

Turf-friendly for areas requiring low-impact from treads.

Why Choose Preserve?

Perfect for locations where you don't want to risk damaging turf.



12" WHEEL
14" WHEEL
15" WHEEL

PRO ARMOR HARVESTER

Designed for trail & agricultural applications with excellent grip, minimal crop impact and long wear life.

Why Choose Harvester?

Great for unexpected impact and rugged terrain.

15" fits XD 1500 / Crew XD 1500 only



15" WHEEL

DUAL-DUROMETER

PRO ARMOR ATTACK 2.0

All purpose tread pattern with a 10-ply radial construction provides excellent traction and increased durability.

Why Choose Attack 2.0?

Tighter lug spacing provides better traction in hard-pack & 10-ply construction provides long-lasting durability.



14" WHEEL

PRO ARMOR ATTACK

Aggressive tread design provides traction in any environment.

Why Choose Attack?

Great all-season tire with wider lug spacing for grip in softer terrain.



12" WHEEL
14" WHEEL
15" WHEEL

PRO ARMOR TREKKER

The best balance of on-trail handling and low tire noise.

Why Choose Trekker?

Ultimate predictability with a quiet ride.

15" fits XD 1500 / Crew XD 1500 only



12" WHEEL

PRO ARMOR XD-K

These heavy duty tires are one of the strongest we've ever built. Superior puncture resistance, ride quality and long life.

Why Choose XD-K?

Triple-belted sidewall resists puncture.



14" WHEEL

PRO ARMOR HD-K

One of the strongest Pro Armor tires. Ride through corn stalks, thorns, jagged rocks or whatever else comes your way.

Why Choose HD-K?

Extremely strong tire for long life.



15" WHEEL

DUAL-DUROMETER

PRO ARMOR CRAWLER AT

Handle anything the trail has to throw at you. In the sand or a rocky trail, these tires will stand up to almost anything.

Why Choose Crawler AT?

Directional lug pattern, more grip and better traction and wider lug spacing for excellent mud clean-out.

Fits XD 1500 / Crew XD 1500 only



15" WHEEL

PRO ARMOR PRO RUNNER

Lightweight high-performance tire with aggressive lug design for incredible grip.

Why Choose Pro Runner?

Lightweight construction without sacrificing durability.

Fits XD 1500 / Crew XD 1500 only



14" WHEEL
15" WHEEL

DUAL-COMPOUND

PRO ARMOR MUD XC

The best tread design that balances aggressive traction in the mud with a smoother ride on the trail.

Why Choose Mud XC?

Perfect mud-trail crossover.

15" fits XD 1500 / Crew XD 1500 only



14" WHEEL
15" WHEEL

DUAL-DUROMETER

PRO ARMOR DUAL-THREAT

Dual compound technology for superior grip and traction.

Why Choose Dual-Threat?

Softer outer lugs for cornering grip and feel; harder inner lugs for longer tread life.

15" fits XD 1500 / Crew XD 1500 only



14" WHEEL
15" WHEEL
16" WHEEL

DUAL-DUROMETER

PRO ARMOR CRAWLER XG

Unmatched grip for rock crawling with a taller, softer lug.

Why Choose Crawler XG?

Perfect balance between high-speed performance, durability and flex for traction on slick rocks.



15" WHEEL

DUAL-DUROMETER

PRO ARMOR CRAWLER XP

The best in performance, durability, and reliability. Designed to tackle the toughest terrain in the most challenging conditions.

Why Choose Crawler XP?

Superior handling in soft dirt and clay. Extended side lugs for greater traction on rocks and sand.

Fits XD 1500 / Crew XD 1500 only



14" WHEEL
15" WHEEL

SINGLE-DUROMETER

PRO ARMOR CRAWLER XR

Premium grip for most terrains, from desert trails to the rocks.

Why Choose Crawler XR?

Tougher durometer allows for a shorter lug without sacrificing tread life and saves weight. Excels in hard-pack, fast terrain.

15" fits XD 1500 / Crew XD 1500 only



SCAN FOR MORE DETAILS

PRO ARMOR TIRES HAVE BEEN DEVELOPED AND TESTED TO ensure the perfect fit, superior durability and optimal performance, mile-after-mile. No matter where you ride - mud, dirt, sand or snow - we've got you covered.

KNOW YOUR TERRAIN



- Tread patterns optimized for extreme traction
- Ideal for both hard pack & loose trail



- Provides traction & durability
- Performs in hard sand, jagged rocks or any extreme terrain



- Flexible "grippy" tread
- Aggressive side bite



- Extra deep treads
- Self-cleaning lugs



- Triple-belted sidewalls to resist puncture
- Purpose-built, long lasting tread patterns



- Handles extreme cold
- Holds shape & provides traction

WHEELS



15"

14"

50-SERIES

A 5201

WEIGHT: 17.1 LBS	LOAD RATING: 1,300 LBS	OFFSET: +4
MATTE BLACK	FRONT/REAR	15" x 7"
		1523184-458

B 5202

WEIGHT: 17.8 LBS	LOAD RATING: 1,300 LBS	OFFSET: +4
ACCENT	FRONT/REAR	15" x 7"
		1523102-266
MATTE BLACK	FRONT/REAR	15" x 7"
		1523102-458

C 5203 BEADLOCK

WEIGHT: 16 LBS	LOAD RATING: 1,300 LBS	OFFSET: +38
MATTE BLACK	FRONT/REAR	15" x 7"
		1522435-458

D 5301 BEADLOCK

WEIGHT: 17 LBS	LOAD RATING: 1,600 LBS	OFFSET: +38
ACCENT	FRONT/REAR	15" x 7"
		1523282
MATTE BLACK	FRONT/REAR	15" x 7"
		1523266

E 5304 BEADLOCK

WEIGHT: 16 LBS	LOAD RATING: 1,600 LBS	OFFSET: +62
MATTE BLACK	FRONT/REAR	15" x 7"
		1525420
ONLY COMPATIBLE WITH XD 1500 / CREW XD 1500		

F 5306

WEIGHT: 15 LBS	LOAD RATING: 1,740 LBS	OFFSET: +62
MATTE BLACK	FRONT/REAR	15" x 7"
		1525684
ONLY COMPATIBLE WITH XD 1500 / CREW XD 1500		

G 5307


WEIGHT: 16 LBS	LOAD RATING: 1,740 LBS	OFFSET: +62
MATTE BLACK	FRONT/REAR	15" x 7"
		1525686
ONLY COMPATIBLE WITH XD 1500 / CREW XD 1500		

H 5307 BEADLOCK

WEIGHT: 18 LBS	LOAD RATING: 1,740 LBS	OFFSET: +62
MATTE BLACK	FRONT/REAR	15" x 7"
		1525688
ONLY COMPATIBLE WITH XD 1500 / CREW XD 1500		

FORGED BEADLOCK RINGS

BEADLOCK REQUIRED



15" FORGED BEADLOCK RINGS

- A MACHINED 1522240-266**
ONLY USED ON 5203 BEADLOCK
SOLD INDIVIDUALLY
- B MATTE BLACK 1523147-458**
ONLY USED ON 5301 BEADLOCK
SOLD INDIVIDUALLY

40-SERIES

I 4202

FRONT	WEIGHT: 12.75 LBS	LOAD RATING: 900 LBS	OFFSET: +4
REAR	WEIGHT: 13.5 LBS	LOAD RATING: 1,300 LBS	OFFSET: -9
ACCENT	FRONT	14" x 7"	1522544-266
	REAR	14" x 8"	1522545-266
MATTE BLACK	FRONT	14" x 7"	1522544-458
	REAR	14" x 8"	1522545-458

J 4204

FRONT	WEIGHT: 13 LBS	LOAD RATING: 900 LBS	OFFSET: +4
REAR	WEIGHT: 14 LBS	LOAD RATING: 1,300 LBS	OFFSET: -9
ACCENT	FRONT	14" x 7"	1522546-266
	REAR	14" x 8"	1522547-266
MATTE BLACK	FRONT	14" x 7"	1522546-458
	REAR	14" x 8"	1522547-458

K 4205

FRONT	WEIGHT: 10.5 LBS	LOAD RATING: 900 LBS	OFFSET: +4
REAR	WEIGHT: 12.5 LBS	LOAD RATING: 1,300 LBS	OFFSET: -9
MATTE BLACK	FRONT	14" x 7"	1521507-521
	REAR	14" x 8"	1521508-521
LUSTER	FRONT	14" x 7"	1521507-410
	REAR	14" x 8"	1521508-410

L HD DUAL BEADLOCK

WEIGHT: 40 LBS	LOAD RATING: 1,600 LBS	OFFSET: +38
MATTE BLACK	FRONT/REAR	14" x 7"
		1524022-458

FORGED BEADLOCK RINGS

BEADLOCK REQUIRED



14" FORGED BEADLOCK RINGS

- A MACHINED 1522244-266**
ONLY USED ON 4203 BEADLOCK &
HD DUAL BEADLOCK SOLD INDIVIDUALLY
- B MATTE BLACK 1523146-458**
ONLY USED ON 4301 BEADLOCK &
HD DUAL BEADLOCK SOLD INDIVIDUALLY

KNOW YOUR WHEELS

STEP 1: SELECT YOUR SERIES

- 4** = 40-SERIES
- 5** = 50-SERIES

STEP 2: CHOOSE YOUR LOAD RATING

- 1** = <800 lbs
- 2** = 801 - 1,300 lbs
- 3** = 1,301 - 1,600+ lbs

STEP 3: PICK YOUR STYLE

- OFFSET / BEADLOCK / COLOR**
- INCREASE OFFSET FROM STOCK** = NARROWER STANCE
- DECREASE OFFSET FROM STOCK** = WIDER STANCE

LUG NUTS REQUIRED P. 125

WHEELS WITH 5 LUG NUTS Only compatible with XD 1500 / Crew XD 1500.

COMMON ACCESSORIES

WINCHES

PLUMS

LIGHTING

CONNECTED TECHNOLOGY

ELECTRICAL ACCESSORIES

TRACKS

HUNT

COOLERS

WHEELS & TIRES & TRAILERING



- Tread patterns optimized for extreme traction
- Ideal for both hard pack and loose trail



- Flexible "grippy" tread
- Aggressive side bite



- Provides traction and durability
- Built to perform in hard sand, jagged rocks or any other extreme terrain



- Extra deep treads
- Self-cleaning lugs



- Triple-belted sidewalls to resist puncture
- Purpose-built, long lasting tread patterns



- Handles extreme cold
- Holds shape and provides traction

WHEEL & TIRE SETS

14" 40-SERIES	UTILITY			DESERT/ROCK	MUD/TRAIL		BACKCOUNTRY/TRAIL			TREKKER		X TERRAIN			
	HARVESTER		PRESERVE	CRAWLER XR	MUD XC		ATTACK	DUAL-THREAT		27"	29"	27"	29"		
	27"	28"	27"	28"	27"	29"	26"	26"	29"						
4202 ACCENT	2882383	2883220	2883203	2881343	2884267	2884260	2881335	2883140	2883148			2890907	2890906	2889968	2889978
4202 MATTE BLACK	2882384	2883221	2883204	2881344	2884268	2884261	2881336	2883141	2883149			2890905	2890904	2889969	2889979
4204 ACCENT	2882385	2883222	2883205	2881355	2884270	2884263	2881347	2883142	2883150					2889973	2889983
4204 MATTE BLACK	2882386	2883223		2881356	2884271	2884264	2881348	2883143	2883151					2889974	2889984
4205 LUSTER				2881371			2881359								
4205 MATTE BLACK	2882387	2883224	2883207	2881372	2884269	2884262	2881360	2883144	2883152					2889975	2889985

XD 1500 WHEEL & TIRE SETS

15" 50-SERIES	UTILITY		MUD/TRAIL	DESERT/ROCK		BACKCOUNTRY/TRAIL												
	HARVESTER 30"	32"	MUD XC 30"	CRAWLER AT 30" 32"		CRAWLER XG 30" 32"		CRAWLER XP 30" 32"		CRAWLER XR 30" 32"		ATTACK 2.0 30"	32"	DUAL-THREAT 32"	PRO RUNNER 30"	32"	TREKKER 30"	32"
5302 BEADLOCK MATTE BLACK	2889936	2889942	2890841	2889937		2889935	2890025	2889946	2889948	2890846	2885010	2889934		2885009	2890844	2885011	2890921	2890926
5304 MATTE BLACK	2889996	2889945	2890674	2889999	2890000	2889995	2890027	2890672	2889997	2890673	2889998	2889994	2890675	2891026	2890843		2891006	2891007
5306 MATTE BLACK	2890949	2890950	2890948	2890941	2890942	2890938	2890939	2890946	2890947	2890943	2890944	2890932	2890933	2890934	2890935	2890936	2890917	2890922
5307 MATTE BLACK	2890968	2890969	2890967	2890960	2890961	2890957	2890958	2890965	2890966	2890962	2890963	2890951	2890952	2890953	2890954	2890955	2890918	2890923
5307 BEADLOCK MATTE BLACK	2890987	2890988	2890986	2890979	2890980	2890976	2890977	2890984	2890985	2890981	2890982	2890970	2890971	2890972	2890973	2890974	2890919	2890924

15" 50-SERIES	TRAIL	DESERT/ROCK
	ATTACK 2.0 28"	CRAWLER XG 28"
5201 ACCENT	2883160	2883188
5201 MATTE BLACK	2883159	2883187
5202 ACCENT	2883158	2883186
5202 MATTE BLACK	2883157	2883185
5203 BEADLOCK ACCENT <small>BEADLOCKS SOLD SEPARATELY</small>	2883154	2883182
5301 BEADLOCK ACCENT <small>BEADLOCKS PRE-MOUNTED</small>	2883162	2883190
5301 BEADLOCK MATTE BLACK <small>BEADLOCKS PRE-MOUNTED</small>	2883161	2883189

LUG NUTS LUG NUTS REQUIRED

12MM x 1.5 SPLINED LUG NUTS		
16 LUG NUTS WITH WRENCH	ALL POLARIS RANGER 3-SEAT & CREW MODELS	287933
4 LUG NUTS WITHOUT WRENCH		2879331
SPLINED LUG WRENCH		2204966



3/8" - 24 HEX LUG NUTS		
16 HEX LUG NUTS	ALL POLARIS RANGER 570 20-21 MODELS	2877409
4 HEX LUG NUTS		2876754



2

WAYS TO PURCHASE

INDIVIDUAL WHEELS & TIRES

- OR - COMPLETE SETS AS LISTED

SCAN TO BUILD YOUR CUSTOM SET & VERIFY FITMENT

Exclusively at Polaris Authorized Dealers or [Polaris.com/ProArmorRANGER](https://polaris.com/ProArmorRANGER)



TIRE SEALANT P. 126

- » 30 OZ • 2830484
- » 1 GALLON • 2830485
- » 5 GALLONS • 2830486
- » 5 GALLONS PUMP • 2830487

TIRE SEALANT

24 X 7 COVERAGE | BE PREPARED FOR ANYTHING

HOW IT WORKS

- 1 Tire sealant remains liquefied inside the tire until a leak develops in the tire or wheel.
- 2 Once a leak occurs, the tire sealant rushes out of the tire and quickly creates a permanent solid plug, maintaining tire pressure so you can continue your ride.



HOW MUCH DO YOU NEED?

$$\text{TIRE HEIGHT (IN.)} \times \text{TIRE WIDTH (IN.)} / 5 = \text{OUNCES REQUIRED PER TIRE}$$

VISIT POLARIS.COM/TIRESEALANTCHART TO LEARN MORE

PREMIUM TIRE SEALANT

- Instantly seals and repairs rim, bead leaks and punctures up to .25" on standard tires and .75" on heavy ply tires
- Helps seal the tire bead against the wheel
- Creates permanent repair, helps maintain air pressure for the life of the tire
- 100% water soluble for easy cleanup
- Remains fluid and effective in temperatures down to -45° F
- Will not rust, corrode or pit wheels
- Easily installed through existing tire valve stem with valve core removed

- » 32 OZ • 2830484
- » 1 GALLON • 2830485
- » 5 GALLONS • 2830486
- » 5 GALLONS PUMP • 2830487
- » 55 GALLONS • 2830489
- » 275 GALLONS • 2830488

CV BOOT REPAIR KIT*

FIX ON THE GO | TEMPORARY COVERAGE

- A quick trail-side fix to increase trail time
- The flexible and durable boot material expands over a cone tool for CV boot repairs, without disassembling CV axles
- Universal fit – works as a temporary fix for most powersports axles
- All components fit inside the cone, and a cover is provided for compact durable storage
- Easily fits in a cargo box, attached to the roll cage, in the glovebox or many other storage locations



Items shown are contained inside cone

UTV CV BOOT REPAIR KIT

- Kit includes the following items:
- (1) Expandable XL CV Boot
 - (1) Reusable Cone Tool
 - (2) CV Boot Clamps
 - (1) Tube of Silicone Lube
 - (1) Grease Packet
 - (1) Cone Cover
- » 2830526

UTV TRAIL BOOT ONLY

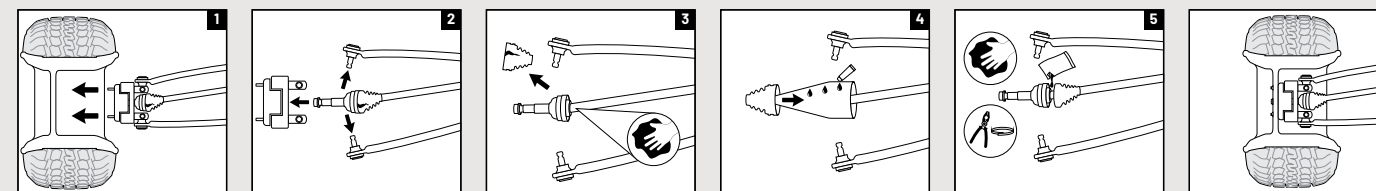
» 2830527

ATV

- » CV REPAIR KIT 2830528
- » TRAIL BOOT ONLY 2830529

SEE HOW THE CV BOOT REPAIR KIT WORKS AT POLARIS.COM/MAINTENANCE-VIDEOS

HOW TO INSTALL



- 1 Remove wheel and axle nut.
- 2 Remove brake caliper, hub, tie rod and upper and lower ball joints.
- 3 Remove old boot and clean joint.
- 4 Spread silicone lube on entire cone tool. Slide boot over cone tool, large end first. See package for outer boot instructions.
- 5 Empty the bag of grease into the CV joint/boot, clean sealing points and install clamps.
- 6 Reassemble tie rod, ball joints, brake caliper, axle nut, tire and wheel.

Refer to your service manual for further instructions and torque specifications.
*Designed for temporary CV boot repair. Purchase the OEM CV Boot for a permanent repair.

TRAILERING

RAMPS



CALIBER® RAMP PRO

- Designed for ATVs and UTVs up to 50" wide
 - Integrated grip glides for ultimate traction
 - Folding sides for easy transportation and storing
- » 52" x 90" • 2884576




ALUMINUM ARCHED LOADING RAMPS

- Capacity for up to 3,000 lbs
- » 76" x 12" • 2,000 LB • 2875384
» 88" x 12" • 3,000 LB • 2875386



LIGHTWEIGHT TRI-FOLD RAMPS

- Ramp folds up for transport
 - Capacity for up to 1,500 lbs
 - Safety straps included
- » 72" x 51" • 2875385
» 82" x 51" • 2875860



FOLDING ALUMINUM ARCHED RAMPS

- Ramp folds up for transport
 - Up to 1,500 lb total capacity, 750 lb per individual ramp
 - Safety straps included
- » 88" x 12" • 2875387

COVERS & MISC



TRAILERING COVERS

- Protect your vehicle from the elements while storing outdoors
- A ratchet strap system on the bottom helps to secure the cover to the vehicle

- | | | |
|---|---|----------------------------------|
| MID-SIZE | FULL-SIZE | EXTREME DUTY |
| » 2890329
SP 570 '22-26,
RANGER 500 '26 | » 2890331
XP 1000 '15-26, 1000 '20-26 | » 2889107
XD 1500 '24-26 |
| » 2890330
CREW SP 570 '22-26 | » 2890332
CREW XP 1000 '17-26, CREW 1000 '20-26 | » 2890305
CREW XD 1500 '24-26 |
| | » POLARIS PURSUIT CAMO • 2882160
XP 1000 '14-26, EV '15-21, 570 FULL-SIZE '17-26,
570 '14-26, 500 '17-22, 1000 '20-26 | |

OFF-ROAD TOOL KIT BY CRUZTOOLS®

» 2890429
ALL MODELS



HITCHES



HITCH WITH 2" BALL

- 3:1 Hitch: ball, hook and pin design
 - Rust resistant steel with powdercoat finish
 - Removable ball, 5/8" pin and clip
- » 2" x 2" RECEIVER • 2830522
» 1 1/4" x 1 1/4" RECEIVER • 2830523



1 1/2" BALL

- 1 1/2" replacement ball for hitch
 - Designed to work with 3:1 Hitch
- » 2830524



RECEIVER HITCH

- » 2" RECEIVER TONGUE 2875320



TRAILER BALL 3/4" SHANK

- » 1 1/8" BALL • 2877602
- » 2" BALL • 2877603

STRAPS & ROPES



RECOVERY STRAP

- 2" x 30"
 - 18,000 lb maximum load, 9,000 lb maximum vehicle weight
 - Comes with carry bag
- » 2884033



RATCHET STRAP

- 1.5" x 15' straps, 2 pack
 - Heavy duty webbing
 - 5,500 lb maximum load, 1,833 lb working load
- » 2884031



RATCHET STRAP

- 2" x 20"
 - Heavy duty webbing, floating D-rings, double J-hooks
 - 10,000 lb maximum load, 3,300 lb working load
- » 2884032



SHOCK STRAPS

- 1.5" 3,000 lb breaking strength
 - Keeps tension on tie-down straps to secure load, 2 pack
- » 1.5" x 15' • 2883296
» 1.5" x 7' • 2883295

OIL & LUBRICANTS

Our PS-4 engine oils provide ultimate performance and protection, they're formulated with exclusive additives to keep engines clean from deposit buildup. These powersports-grade full synthetic oils helps maximize power and protect your engine for the long term.

PS-4 FORMULATIONS BEST PROTECTION, BEST PERFORMANCE



PS-4 5W-50 FULL-SYNTHETIC OIL

Optimal for ambient operating temperatures of -40° F to 100° F.

1 Quart 2876244	1 Gallon 2876245	16 Gallons 2876247	55 Gallon Drum 2876246	330 Gallon Tote 2878814
--------------------	---------------------	-----------------------	---------------------------	----------------------------

PS-4 0W-50 EXTREME FULL-SYNTHETIC OIL

Optimal for ambient operating temperatures of -45° F to 130° F.

1 Quart 2889395	1 Gallon 2889396	16 Gallons 2889397	55 Gallon Drum 2889398	330 Gallon Tote 2889399
--------------------	---------------------	-----------------------	---------------------------	----------------------------



PS-4 EXTREME SYNTHETIC 0W-50

- Our best extreme high and low temp formula, excellent for high temperatures and racing, even at temps of 130°F, plus easier cold starting even below -45°F
- Expect the best in wear protection thanks to premium PAO and ester base stocks combined with a balance of moly and ZDDP additives
- Polaris exclusive clean engine additive system reduces deposits and carbon build-up for peak performance and power

THE BEST PROTECTION, MAXIMUM PERFORMANCE

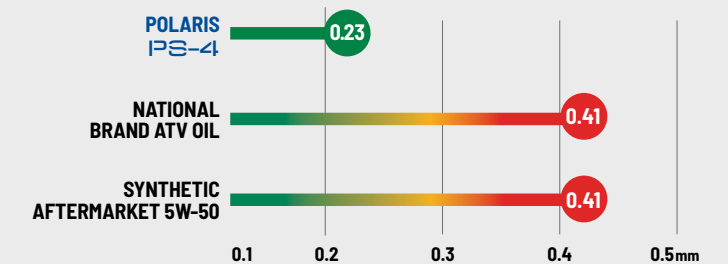
- Powersports grade full synthetics provide long lasting engine protection
- At least 40% improved wear protection compared to all aftermarket oils tested (see engine wear test chart)
- Polaris exclusive clean additive system
- At least 50% less deposits than all aftermarket oils tested (see deposit test chart)
- Cleaner engine with less deposits means consistent maximum power and performance

WIDEST VISCOSITY FOR ULTIMATE PROTECTION



ENGINE WEAR TEST

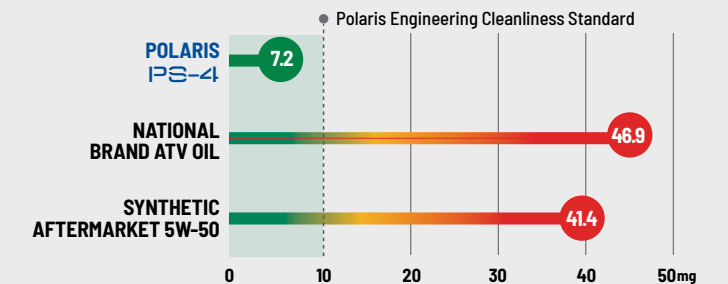
LOWER NUMBER = LESS ENGINE COMPONENT WEAR
LESS WEAR ON PARTS MEANS LONGER ENGINE LIFE



ASTM D4172. In 3rd party testing against 9 competitive products Polaris had 40% or better wear protection compared to all of the tested products. Numbers represent mm of wear scarring measured. Test measures wear at contact points, wear scar is measured for its length and width (in units of mm). Lower wear numbers mean better wear protection and friction reduction.

DEPOSIT TEST

LOWER DEPOSITS = MAXIMUM POWER



ASTM D6335. In 3rd party testing against 9 competitive products Polaris PS-4 had less than half the deposits compared to the next closest product. No other tested products met Polaris Engineering standards for deposit cleanliness. Test measures mass of deposits in mg in high temp, high stress test cycles. Higher deposits will impact engine power and performance.

OIL CHANGE KITS

These convenient kits include everything needed including filter and oil volume per vehicle

PART NUMBER	VEHICLE FITMENT	PART NUMBER
2890882	RANGER XD 1500	2890883
2202166	RANGER 500, RANGER/RZR/SPORTSMAN 570, TWIN 600, TWIN 700, TWIN 800	2890056
2879323	RANGER, GENERAL 900-1000, RZR 900-1000, RS1, POLARIS XPEDITION	2890057
2877473	RANGER/SPORTSMAN 300-500, SPORTSMAN/SCRAMBLER 500/850/1000	2890055
2881696	RZR TURBO (NON PRO R)	2890058
2890880	RZR PRO R	2890881

POLARIS INVESTS IN EACH OIL AT & ABOVE THESE LEVELS

12+ DEDICATED
TEAM MEMBERS
FOCUSED ON POLARIS OIL

18+ MONTHS
DEVELOPMENT & TESTING

76,000+ HOURS
DYNO TESTING

2.2/3.5 MILLION+
MILES/KM
FIELD TESTING



DOT 4 BRAKE FLUID

A high-quality brake fluid designed for use in Polaris hydraulic brakes.
» 12 OZ • 2872189



SUSPENSION/ U-JOINT GREASE

» 3 OZ • 2871515
» 14 OZ • 2871551



GAS SHOCK OIL

» 1 QT RACING • 2874124
WALKER EVANS RACING REBUILDABLE SHOCKS
» 1 QT PREMIUM • 2870995
FOX® REBUILDABLE SHOCKS



AGL

Protects transmission components against wear, corrosion, oxidation and foam in transmissions.
» 1 QT • 2878068
» 1 GALLON • 2878069
» EXTREME • 1 QT • 2891028



DEMAND DRIVE FLUID

Proprietary formulation prevents clutch slippage and chatter and reduces component wear and corrosion.
» 1 QT • 2877922
» 2.5 GALLONS • 2877923



ANTI-FREEZE

Prevent corrosion on metal components, eliminate scaling and maximize cooling system performance.
» 1 QT • 2880514
» 1 GALLON • 2880513
» 55 GALLONS • 2880512



CARBON CLEAN

Ultimate fuel and injection system cleaner
» 12 OZ • 2881413
NOT COMPATIBLE WITH XP KINETIC



ADVANCED FUEL TREATMENT

Dual antioxidant formula protects jets and fuel system from gum and varnish
» 12 OZ • 2881416
NOT COMPATIBLE WITH XP KINETIC

MAINTENANCE & GARAGE

OIL & LUBRICANTS

GARAGE ACCESSORIES

BATTERY CHARGERS & SERVICE PARTS

HEAVY DUTY PARTS

GARAGE ACCESSORIES



NEW BELT CHANGE TOOL KIT

- Be prepared for whatever the outdoors throws your way
 - Includes everything you need to get back on the move
 - Rolls up to fit easily under seats, in glove boxes, or storage bins
 - Does not include Belt
- » 2830611



NEW ESSENTIAL KIT

- Contains Jumper Cables, Portable Trail Tech Air Compressor, Ratchet Strap, Tow Strap, Tire Plug Kit, First Aid, Duct Tape, Electrical Tape, Zip Ties, Rag, and Case
- » 2881207



PARTS TRAY CABINET

- Roller bearing design
- 20.5" W x 16.75" D x 14.75" H
- » PARTS TRAY CABINET W/ 4 DRAWERS • 2830605
- » SQUARE DIVIDERS (24 COMPARTMENTS) • 2830606
- » ADJUSTABLE DIVIDER • 2830607
- » CABINET STAND • 2830608
- » CABINET WITHOUT DRAWERS • 2830609



FLEXIBLE CLUTCH COVER TOOL

- Set includes:
 - (1) 1/4" drive x 11" flexible driver
 - (1) 1/4" Drive double sided socket - 1/4" x 8mm
 - Rubber grip handle and flexible shaft for better leverage
- » 2830572



BATTERY OPERATED FLUID TRANSFER PUMP

- Liquid transfer pumps 5-6 quarts/min suctioning power
 - Powered by two 'D' batteries (not included)
- » 2830513



BATTERY OPERATED FLUID TRANSFER PUMP WITH FLOW CONTROL NOZZLE

- Ideal for quick transfer of fluid, diesel, DEF/Adblue, water & water-based media
 - Handheld flow control nozzle
 - Powered by two 'D' batteries (not included)
- » 2830595



FLUID FUNNEL

- Narrow spout for controlled pouring
 - Designed to prevent overfills
 - Durable for all types of chemical exposure
- » 2830552



FLUID SYRINGE

- Easily add and remove fluid from your vehicle
- » 2830553



FLUID CHANGE TRAY

- 22" x 22" x 11.5"
 - Chemical and heat resistant
 - Holds up to 2 gallons of liquid
- » 2830551



FUNNELS

- Narrow spout for controlled pouring
 - Designed to prevent overfills
 - Durable for all types of chemical exposure
- » 1.25 QT BLUE 2830574
- » 1.5 QT RED 2830575
- » 1.5 QT GREEN 2830576



GREASE GUN

- For 14 oz All-Season & U-Joint
 - Heavy-duty, one-handed pistol grip
 - 5,000 PSI, with a 4" steel extension efficiently lubricates, reduces friction and wear and tear
- » 14 OZ • 2830569



GREASE GUN

- For 3 oz All-Season & U-Joint
 - Tough steel construction
 - Accepts both 6" rigid pip nozzle and 12" 12,000 PSI flex hose
 - Enables easy application of grease
- » 3 OZ • 2871312



EXTENSION CORDS

- Light-up cords designed for extreme cold and heat
- » HD XD 50' TRIPLE OUTLET 1 1/2 • 2830587
- » 25' SINGLE OUTLET 1 1/2 • 2830588
- » 50' SINGLE OUTLET 1 1/2 • 2830589
- » 2' TRIPLE END 1 1/2 • 2830603
- » 2' ADAPTER 30A TO 20A 1 1/2 • 2830602



POLARIS SHOP TOWELS

- » 200 CT W/ DISPENSER • 2830402
- » 200 CT REFILL • 2830403
- » 64 CT REFILL • 2830440
- » HEAVY-DUTY SCRUBBER WIPES 90 CT • 2830441



HANDHELD PUMP SPRAYER

- Half gallon portable sprayer
 - Lightweight and easy to use
- » 2830570



WORK LIGHT - 550 LUMENS

- UV and dual-charging on a 360° rotating swivel
- » 2830584



PUMP

- Fits 1 and 2.5 gallon bottles
- » 2870465



OIL CHANGE KIT

- 6.5 QT drain pan, one pint oil funnel with screen, oil filter wrench, 15" x 18" absorbent pads (2), clean up wipe (1), 6 mil nitrile gloves (1 pair), blue interfold shop towels (4)
- » 2830545



POLARIS MAGNETIC PARTS TRAY

- » 2830432



POLARIS LED POCKET FLASHLIGHT

- Powerful beam - extends 200'
 - Powered by 2 AAA batteries
 - 90 lumens, 1 watt, energy efficient light
- » 2830436



WORK LIGHT - 1000 LUMENS

- Adjustable with magnetic ends
 - Battery charge indicator
- » 2830585



FLEX SPOUT

- Fits all Polaris quart, gallon and 2.5 gallon bottles
- » 2871285



OIL FILTER WRENCH - 65MM (2 3/16") & 73MM (2 7/8")

- 65MM: 14 flute cup size, used with 3/8" square drive
- 73MM: 15 flutes cup size, used with 3/8" square drive
- Works with Polaris Oil Filters 2540086, 2520799, 2521728 and other 14 & 15 flute filters
- » 65MM (2 3/16") • 2830550
- » 73MM (2 7/8") • 2830594



POLARIS 33" TELESCOPIC MAGNET

- Retrieve fasteners or parts dropped in hard-to-reach places
 - 5 LBS of holding strength
 - Extends from 6.5" to 33"
- » 2830435



TRAIL TECH PORTABLE AIR COMPRESSOR


- Handheld air compressor with Li-ion battery
- Programmable PSI pressure settings, LED light and USB phone charger
- » COMPRESSOR • 060-DAP
- » CASE • 060-BAG
- » 15" EXTENDER HOSE • 060-LHS



WORK LIGHT - 4000 LUMENS

- 90° swivel LED light with magnetic backing
 - 16', 14 gauge extension cord cable reel
- » 2830586

BATTERY CHARGERS



SERVICE PARTS

POLARIS ENGINEERED SERVICE PARTS DELIVER UNMATCHED PERFORMANCE AND FIT FOR YOUR OFF-ROAD VEHICLE.

All service parts are engineered specifically for your machine. Which means everything is designed, tested and perfected to maximize the life of your ride. Getting Polaris Engineered parts is a decision that pays off in the long run, because there is a long run.

SHOP FOR SERVICE PARTS ONLINE OR VISIT YOUR POLARIS DEALER.



NOCO GENIUS® BATTERY CHARGER - 1 AMP

- Keep your battery charged
 - Includes Boost Eyelet Cable with X-Connector Adapter (2830546)
 - Includes adapter for vehicle charge port
- » 2830567



NOCO GENIUS® BATTERY CHARGER - 2 AMP

- Keep your battery charged
 - Includes Boost Eyelet Cable with X-Connector Adapter (2830546)
 - Includes adapter for vehicle charge port
- » 2830568



NOCO GENIUS® BATTERY CHARGER - 5 AMP, 2 BANK

- Waterproof charger
 - 5 amps per bank for charging any 12v, AGM, lead-acid and/or lithium-ion batteries
- » 2830599



NOCO GENIUS® BATTERY CHARGER - 10 AMP, 4 BANK

- Waterproof charger
 - 10 amps per bank for charging any 12v, AGM, lead-acid and/or lithium-ion batteries
- » 2830601



NOCO BOOST® GB40 12V 1000A JUMP STARTER

- Delivers 1,000 amps for jump starting a dead battery in seconds
- » 2830547



NOCO BOOST® GB70 12V 2000A JUMP STARTER

- Delivers 2,000 amps for jump starting a dead battery in seconds
- » 2830597



NOCO BOOST® JUMP PACK PROTECTION CASES

- Lightweight, durable and rugged custom exterior
- » GB40 • 2830548
» GB70 • 2830598

YOUR BATTERY IS READY WHEN YOU ARE

LOOK-UP PARTS ON POLARIS.COM

FOR EASY PARTS IDENTIFICATION, VIEW OF ASSEMBLIES & MORE!

Visit Polaris.com/RANGER

Click the "Parts & Accessories" tab

Enter **vehicle year/model** then **select the part**

Clearly see what parts are required and **order**

HD HEAVY DUTY PARTS

All Polaris parts are developed and tested to help you get the most out of your ride. Now, we're taking the passion of our riders, workers and outdoor enthusiasts to the next level with HD Parts. Polaris HD Parts are built for riders who push their machines to the limit—day after day, season after season. These are the ranchers, construction workers and relentless trail riders who ride in the extreme terrains and environments. From the heat of Texas to the frozen tundra of Northern Canada, and the swamps of Louisiana to the mountains of Wyoming.

LIMITED



WARRANTY

BEARINGS
BUSHINGS
DRIVE BELTS



WARRANTY

AXLES
BATTERIES



WARRANTY

AIR FILTERS
BRAKE PADS
OIL FILTERS



ENGINEERED TO HANDLE EXTREME CONDITIONS

We know you push your vehicle to the limit, demanding top performance. HD parts are developed to expand the boundaries of your ride and tackle extreme conditions:





RANGER APPAREL & MERCHANDISE



MEN'S RANGER TEE

S-3XL
Green | 2833091
Black | 2833092



MEN'S LONG SLEEVE RANGER TEE

S-3XL
Black | 2833094
Gray | 2833093



RANGER HOODIE

S-3XL
Black | 2865589



POLARIS RANGER STICKER 6"

6" x 0.85" | 2861864



POLARIS RANGER PARKING SIGN

2869933



RANGER CAP

Black | 2833131
Green | 2833132

RANGE COLLECTION

APPAREL

FIT FOR ANY ADVENTURE. For outdoor enthusiasts looking for gear that's purposefully built to stand up to the fun and challenging experiences Polaris vehicles enable. Each piece of apparel and equipment bearing the name Polaris is crafted by outdoor enthusiasts, for outdoor enthusiasts. They are a badge of honor - representing what the Polaris brand stands for - a passion to simply be outside doing what you love.



SCAN TO SHOP
THE FULL LINEUP OF
POLARIS APPAREL



RANGE WORK JACKET

Rugged and warm jacket that's tough for work and comfortable for play

MEN'S | S-3XL
Black | 2865321
Tan | 2865322

WOMEN'S | S-3XL
Black | 2865345
Tan | 2865346



RANGE WORK GLOVE

MEN'S | S-3XL
Black | 2865392

CASUALWEAR & HATS



SOFTSHELL JACKET 2.0

- MEN'S | S-3XL**
NEW Forest Green | 2866404
 Black | 2865318
 Rust | 2865319
 Blue | 2865320
- WOMEN'S | S-3XL**
 Black | 2865343
 Blue | 2865344

PURSUIT HOODIE

- MEN'S | S-3XL**
NEW Tan | 2866439
 Orange | 2864606
 Camo | 2862494
 Black | 2833076
 Green | 2833077
- WOMEN'S | S-3XL**
 Camo | 2865488

ODYSSEY HOODIE

- MEN'S | S-3XL**
NEW Cabernet | 2866412
 Gray | 2865394
 Tan | 2865395
 Navy | 2865396
- WOMEN'S | S-3XL**
NEW Sage Green | 2866420
 Dark Blue | 2865398
 Dark Rose | 2865399
 Gray | 2865397



PLAID FLANNEL SHIRT

- MEN'S | S-3XL**
 Cabernet | 2865495
 Blue | 2864671
 Cypress | 2864672
- WOMEN'S | S-3XL**
 Cabernet | 2865496
 Blue | 2864673
 Teal | 2864674

PERFORMANCE SHIRT

- MEN'S | S-3XL**
 Sand | 2865497
 Cypress | 2865498

BLOCK '54 HOODIE

- MEN'S | S-3XL**
 Black | 2866440
 Sand | 2866441

PIT SHIRT TOP SELLER

- MEN'S | SIZE VARIES**
NEW Tan | S-3XL | 2866413
 Cypress | S-3XL | 2864561
 Black | XS-4XL | 2862526
 Navy | S-3XL | 2833043



STAPLE CAP TOP SELLER

- NEW** Sand | 2866471
 Maroon | 2865516
 Cypress | 2864568
 Black | 2833127
 Navy | 2833128

CORE CAP TOP SELLER

- Red | 2833123
 Gray | 2833507
 Navy | 2833494
 Black | 2833495

BLOCK '54 CAP

- NEW** Black | 2866476

TONAL HAT

- NEW** Olive | 2866469
 Orange | 2864564
 Black/Red | 2833497
 Navy | 2833496



STEALTH CAMO CAP

- Camo | 2861527

HUNTER ORANGE HAT

- S/M | 2860892
 L/XL | 2862545

CAMO BEANIE (REVERSIBLE)

- Camo | 2833118

CORE BEANIE

- Orange | 2862595

HELMETS & GOGGLES



NEW
 OLIVE/BLACK
 2866467

TENACITY 4.0

COMBINATION OF MODERN STYLE AND PREMIUM PROTECTION WITH INCREDIBLE VALUE XS-2XL

SHELL

- Shock-resistant, injection-molded thermoplastic

FEATURES

- Through-flow, full-helmet ventilation
- ProClip quick release chin strap allows you to fasten the chin strap in seconds
- Removable breath box
- Toolless adjustable roost shield
- Removable, washable liner
- DOT/ECE 22.06 dual certified helmet shell

WEIGHT

- 1,500g

FULL DETAILS ONLINE



APPAREL

RANGER APPAREL & MERCHANDISE

RANGE COLLECTION

CASUALWEAR & HATS

HELMETS & GOGGLES



NEW
 RED
 2866418

509 KINGPIN FOR POLARIS

PREMIUM MATERIALS, ATTRACTIVE PRICE

FEATURES

- Built for off-road, the oversized cylindrical lens delivers optimal peripheral vision
- Metal tear-off posts provide strength and durability
- Quick-change technology allows you to run the best lens tint for conditions

FULL DETAILS ONLINE



NEW
 RADIANT TEAL
 2866423

509 MX6 FOR POLARIS

SUPER WIDE FIELD OF VIEW, ENGINEERED FOR DIRT

FEATURES

- PC outer lens with anti-scratch coating, and internal anti-fog coating
- Outriggers with latch system for quick lens change
- 45mm strap with silicone to hold strap in place

FULL DETAILS ONLINE



SEE OUR FULL LINE OF HOME & COLLECTIBLES ONLINE



KICKBACK ROCKER

- Green | 2864816
 Blue | 2862626



POLARIS KEY RACK

- 12" x 8" | 2864718



15 OZ CAMPFIRE MUG

- 2861613



WHEN YOU'RE TRUSTED BY MILLIONS, YOU GET TO WORK.

THEY SAY IT TAKES 10,000 HOURS TO MASTER SOMETHING. WE'VE BEEN BUILDING FOR OVER 70 YEARS.

WE RELENTLESSLY TEST OUR VEHICLES TO BETTER THE RIDE, SO YOU CAN DO WHAT YOU WERE PUT HERE FOR.



POLARIS SPORTSMAN

ATVs for trail and adventure riders, hunters, ranchers, and anyone who wants to explore the outdoors.

POLARIS RZR

The #1 sport side-by-side lineup, with the most complete lineup for whatever terrain you ride. From tight mountain trails, to deep in the backwoods, to steep dunes.

POLARIS RANGER

The most capable UTVs, purpose-built to be the hardest working and the smoothest riding.

POLARIS XPEDITION

Elevated performance and all-season comfort to go beyond the trailhead.

POLARIS GENERAL

The #1 crossover brand. Versatility, comfort, and capability to hit the trails or knock out tasks.

RANGER EXTREME DUTY MODELS



RANGER XD 1500 / CREW NORTHSTAR ULTIMATE

RANGER XD 1500 / CREW NORTHSTAR PREMIUM

ENGINE TYPE / HP	1498cc, 4-Stroke DOHC, Triple Cylinder / 110 HP	1498cc, 4-Stroke DOHC, Triple Cylinder / 110 HP
DRIVETRAIN (DRIVE SYSTEM)	On-Demand True AWD/2WD/Turf/ Ultra Turf Mode	On-Demand True AWD/2WD/Turf/ Ultra Turf Mode
FRONT/REAR SUSPENSION	Dual A-Arm 12" (30.5 cm) Travel / Dual Arched A-Arm IRS 12" (30.5 cm) Travel	Dual A-Arm 12" (30.5 cm) Travel / Dual Arched A-Arm IRS 12" (30.5 cm) Travel
FRONT TIRES & REAR TIRES	30 x 10-15; Kenda® Cross Trail 30 x 11-15; Kenda® Cross Trail	30 x 10-15; Kenda® Cross Trail 30 x 11-15; Kenda® Cross Trail
OVERALL VEHICLE SIZE (L X W X H)	137 x 65 x 78" (348 x 165 x 198 cm)	164 x 65 x 78" (417 x 165 x 198 cm)
GROUND CLEARANCE	15" (38.1 cm)	15" (38.1 cm)
SEATING CAPACITY	3 / 6	3 / 6
BOX CAPACITY	1,500 lb. (680 kg)	1,500 lb. (680 kg)
TOW CAPACITY	3,500 lb. (1,588 kg)	3,500 lb. (1,588 kg)
OTHER STANDARD FEATURES	7" Display Powered by RIDE COMMAND, RIDE COMMAND+ Connected Vehicle Services, JBL® Trail Pro 2000 Audio, Premium Enclosed Cab, Doors with Power Windows, Tip-Out Glass Windshield with Wiper, Rear Glass Panel, Dome Light, Door Puddle Lighting, Interior Accent Lighting, Rearview Mirror, Heat, AC, Defrost, Contoured Seats, Center Armrest, Telescoping Steering Wheel, Polaris Pulse Electrical System (6 position), 140 Amp Charging System, Front Bumper, DC Outlet, USB Charge Port, Trickle Charger, NorthStar Badge, Pro Series 6,000 lb. Synthetic Rope Winch with Autostop and Rapid Rope Recovery plus Wireless Remote	Premium Enclosed Cab, Doors with Power Windows, Fixed Glass Windshield with Wiper, Rear Glass Panel, Dome Light, Door Puddle Lighting, Interior Accent Lighting, Rearview Mirror, Heat, AC, Defrost, Contoured Seats, Center Armrest, Telescoping Steering Wheel, Polaris Pulse Electrical System (6 position), 140 Amp Charging System, Front Bumper, DC Outlet, USB Charge Port, Trickle Charger, NorthStar Badge, Pro Series 6,000 lb. Synthetic Rope Winch with Autostop and Rapid Rope Recovery plus Wireless Remote

RANGER MID-SIZE MODELS



RANGER SP 570 / CREW NORTHSTAR

RANGER SP 570 / CREW PREMIUM

RANGER SP 570 / CREW

RANGER 500

ENGINE TYPE / HP	567cc, 4-Stroke DOHC, Single Cylinder / 44 HP	567cc, 4-Stroke DOHC, Single Cylinder / 44 HP	567cc, 4-Stroke DOHC, Single Cylinder / 44 HP	567 cc, 4-Stroke DOHC, Single Cylinder / 28 HP
DRIVETRAIN (DRIVE SYSTEM)	On-Demand True AWD/2WD/VersaTrac Turf Mode	On-Demand True AWD/2WD/VersaTrac Turf Mode	On-Demand True AWD/2WD/VersaTrac Turf Mode	AWD with Auto-Locking Front Drive Selectable VersaTrac Turf Mode
FRONT/REAR SUSPENSION	MacPherson Strut 9" (22.9 cm) Travel / Dual A-Arm, IRS 10" (25.4 cm) Travel	MacPherson Strut 9" (22.9 cm) Travel / Dual A-Arm, IRS 10" (25.4 cm) Travel	MacPherson Strut 9" (22.9 cm) Travel / Dual A-Arm, IRS 10" (25.4 cm) Travel	MacPherson Strut 9" (22.9 cm) Travel / Dual A-Arm, IRS 10" (25.4 cm) Travel
FRONT TIRES & REAR TIRES	25 x 8-12; Pro Armor X-Terrain 25 x 10-12; Pro Armor X-Terrain	25 x 8-12; Carlstar 489 25 x 10-12; Carlisle 489	25 x 8-12; Carlstar 489 25 x 10-12; Carlisle 489	25 x 8-12; Carlstar 489 25 x 10-12; Carlstar 489
OVERALL VEHICLE SIZE (L X W X H)	108 x 58 x 74" (274.3 x 147.3 x 188 cm)	144 x 58 x 74" (365.8 x 147.3 x 188 cm)	108 x 56 x 74" (274.3 x 142.2 x 188 cm)	110 x 58.5 x 74.8" (278.4 x 148.8 x 190 cm)
GROUND CLEARANCE	10.5" (26.7 cm)	11" (27.9 cm)	11" (27.9 cm)	10" (25.4 cm)
SEATING CAPACITY	2 / 4	2 / 4	2 / 4	2
BOX / RACK CAPACITY	500 lb. (227 kg)	500 lb. (227 kg)	500 lb. (227 kg)	300 lb. (136 kg)
TOW CAPACITY	1,500 lb. (680 kg)	1,500 lb. (680 kg)	1,500 lb. (680 kg)	1,500 lb. (680 kg)
OTHER STANDARD FEATURES	Premium Enclosed Cab, Doors with Crank Windows, Fixed Glass Windshield with Wiper and Washer Fluid, Rear Glass Panel, Factory Installed Heat with Defrost, Gas Assist Dump Box, Single Latch Tailgate, Full Coverage Steel Front Bumper with Integrated Winch and Plow Mounts, Full Coverage Skid Plate, Premium Cut and Sew Seats, Polaris Pulse Electrical System (3 position), 3,500 lb. Synthetic Rope Winch with Autostop, USB Charging Port, Rear Wheel Liners, NorthStar Badging	Gas Assist Dump Box, Single Latch Tailgate, Full Coverage Steel Front Bumper with Integrated Winch and Plow Mounts, Full Coverage Skid Plate, Premium Cut and Sew Seats, Polaris Pulse Electrical System (3 position), USB Charging Port, Rear Wheel Liners	Gas Assist Dump Box, Single Latch Tailgate, Steel Front Bumper with Winch Mount and Bull Bar, Rear Wheel Liners	4" LCD Rider Information Center, 2,500 lb. Winch with Wired Remote, Steel Front Bumper with Integrated Winch Mount

RANGER FULL-SIZE MODELS



RANGER XP 1000 / CREW NORTHSTAR ULTIMATE

RANGER XP 1000 / CREW NORTHSTAR PREMIUM

RANGER XP 1000 / CREW PREMIUM

ENGINE TYPE / HP	999cc, 4-Stroke DOHC, Twin Cylinder / 82 HP	999cc, 4-Stroke DOHC, Twin Cylinder / 82 HP	999cc, 4-Stroke DOHC, Twin Cylinder / 82 HP
DRIVETRAIN (DRIVE SYSTEM)	High Performance On-Demand True AWD/2WD/ VersaTrac Turf Mode	High Performance On-Demand True AWD/2WD/ VersaTrac Turf Mode	High Performance On-Demand True AWD/2WD/ VersaTrac Turf Mode
FRONT/REAR SUSPENSION	Dual A-Arm 10" (25.4 cm) Travel / Dual A-Arm, IRS 10" (25.4 cm) Travel	Dual A-Arm 10" (25.4 cm) Travel / Dual A-Arm, IRS 10" (25.4 cm) Travel	Dual A-Arm 10" (25.4 cm) Travel / Dual A-Arm, IRS 10" (25.4 cm) Travel
FRONT TIRES & REAR TIRES	29 x 9-14; Pro Armor X-Terrain 29 x 11-14; Pro Armor X-Terrain	29 x 9-14; Pro Armor X-Terrain 29 x 11-14; Pro Armor X-Terrain	29 x 9-14; Pro Armor X-Terrain 29 x 11-14; Pro Armor X-Terrain
OVERALL VEHICLE SIZE (L X W X H)	120 x 65 x 79.5" (305 x 165 x 201 cm)	152 x 65 x 79.5" (386 x 165 x 201 cm)	120 x 62.5 x 79.5" (305 x 158 x 201 cm)
GROUND CLEARANCE	14" (35.5 cm)	14" (35.5 cm)	14" (35.5 cm)
SEATING CAPACITY	3 / 6	3 / 6	3 / 6
BOX CAPACITY	1,000 lb. (453 kg)	1,000 lb. (453 kg)	1,000 lb. (453 kg)
TOW CAPACITY	2,500 lb. (1,133 kg)	2,500 lb. (1,133 kg)	2,500 lb. (1,133 kg)
OTHER STANDARD FEATURES	7" Display Powered by RIDE COMMAND, JBL® Trail Pro 2000 Audio, Premium Enclosed Cab, Doors with Powered Front Windows, Tip-Out Glass Windshield with Wiper, Rear Glass Panel, Factory-Installed Heat, AC, Defrost, Rearview Mirror, NorthStar Tailgate Badge, Front Bumper with Integrated Winch, Plow and LED Mounts, Premium Cut and Sew Seats with Contoured Seatbacks and Embroidered Polaris Branding, 4,500 lb. Synthetic Rope Winch with Autostop and Wireless Remote, Polaris Pulse Electrical System (6-Position) Underhood Busbar and 6-Position Roof Busbar, 12V Accessory Outlet, Battery Trickle-Charging Outlet, USB Outlet	Premium Enclosed Cab, Doors with Powered Front Windows, Tip-Out Glass Windshield with Wiper, Rear Glass Panel, Factory-Installed Heat, AC, Defrost, Rearview Mirror, NorthStar Tailgate Badge, Front Bumper with Integrated Winch, Plow and LED Mounts, Premium Cut and Sew Seats with Contoured Seatbacks and Embroidered Polaris Branding, 4,500 lb. Synthetic Rope Winch with Autostop and Wireless Remote, Polaris Pulse Electrical System (6-Position) Underhood Busbar and 6-Position Roof Busbar, 12V Accessory Outlet, Battery Trickle-Charging Outlet, USB Outlet	Front Bumper with Integrated Winch, Plow and LED Mounts, Premium Cut and Sew Seats with Contoured Seatbacks and Embroidered Polaris Branding, 4,500 lb. Synthetic Rope Winch with Autostop and Wireless Remote, Factory-Installed Poly Sport Roof, Polaris Pulse Electrical System (6 position), 12V Accessory Outlet, Battery Trickle-Charging Outlet, USB Outlet



RANGER 1000 / CREW PREMIUM



RANGER 1000 EPS



RANGER 1000 / CREW

ENGINE TYPE / HP	999cc, 4-Stroke SOHC, Twin Cylinder / 61 HP	999cc, 4-Stroke SOHC, Twin Cylinder / 61 HP	999cc, 4-Stroke DOHC, Twin Cylinder / 61 HP
DRIVETRAIN (DRIVE SYSTEM)	High Performance On-Demand True AWD/2WD/ VersaTrac Turf Mode	High Performance On-Demand True AWD/2WD/ VersaTrac Turf Mode	High Performance On-Demand True AWD/2WD/ VersaTrac Turf Mode
FRONT/REAR SUSPENSION	Dual A-Arm 10" (25.4 cm) Travel / Dual A-Arm, IRS 10" (25.4 cm) Travel	Dual A-Arm 10" (25.4 cm) Travel / Dual A-Arm, IRS 10" (25.4 cm) Travel	Dual A-Arm 10" (25.4 cm) Travel / Dual A-Arm, IRS 10" (25.4 cm) Travel
FRONT TIRES & REAR TIRES	26 x 9-12; PXT 2.0 26 x 11-12; PXT 2.0	25 x 10-12; Carlstar 489 25 x 11-12; Carlstar 489	25 x 10-12; Carlstar 489 25 x 11-12; Carlstar 489
OVERALL VEHICLE SIZE (L X W X H)	120 x 62.5 x 78" (305 x 158 x 198 cm)	152 x 62.5 x 78" (386 x 158 x 198 cm)	120 x 62.5 x 76" (305 x 158 x 193 cm)
GROUND CLEARANCE	12.5" (31.8 cm)	12" (30.5 cm)	12" (30.5 cm)
SEATING CAPACITY	3 / 6	3	3 / 6
BOX CAPACITY	1,000 lb. (453 kg)	1,000 lb. (453 kg)	1,000 lb. (453 kg)
TOW CAPACITY	2,500 lb. (1,133 kg)	2,500 lb. (1,133 kg)	2,500 lb. (1,133 kg)
OTHER STANDARD FEATURES	4,500 lb. Synthetic Rope Winch with Autostop and Wireless Remote, Factory-Installed Poly Sport Roof, Premium Cut and Sew Bench Seat, Front Bumper with Integrated Plow and Winch Mounts, Single Latch Cab Nets, Polaris Pulse Electrical System (3 position), 12V Accessory Outlet, Battery Trickle-Charging Outlet	Front Bumper with Integrated Plow and Winch Mounts, Single Latch Cab Nets, Polaris Pulse Electrical System (3 position), 12V Accessory Outlet, Battery Trickle-Charging Outlet	Single Latch Cab Nets, Polaris Pulse Electrical System (3 position), 12V Accessory Outlet, Battery Trickle-Charging Outlet



RANGER XP 1000 / CREW
NORTHSTAR TRAIL BOSS EDITION



RANGER CREW XP 1000
NORTHSTAR TEXAS EDITION



RANGER CREW XP 1000
TEXAS EDITION

ENGINE TYPE / HP	999cc, 4-Stroke DOHC, Twin Cylinder / 82 HP	999cc, ProStar 4-Stroke DOHC, Twin Cylinder / 82 HP	999cc, 4-Stroke DOHC, Twin Cylinder / 82 HP
DRIVETRAIN (DRIVE SYSTEM)	High Performance On-Demand True AWD/2WD/ VersaTrac Turf Mode	High Performance On-Demand True AWD/2WD/ VersaTrac Turf Mode	High Performance On-Demand True AWD/2WD/ VersaTrac Turf Mode
FRONT/REAR SUSPENSION	Independent, Arched Lower A-Arms, 10" (25.4 cm) Travel / Self-Leveling Independent, Arched Lower A-Arms, 10" (25.4 cm) Travel	Independent, Arched Lower A-Arms, 10" (25.4 cm) Travel / Independent, Arched Lower A-Arms, 10" (25.4 cm) Travel	Independent, Arched Lower A-Arms, 10" (25.4 cm) Travel / Independent, Arched Lower A-Arms, 10" (25.4 cm) Travel
FRONT TIRES & REAR TIRES	29 x 9-14; Pro Armor X-Terrain 29 x 11-14; Pro Armor X-Terrain	29 x 9-14; Pro Armor X-Terrain 29 x 11-14; Pro Armor X-Terrain	29 x 9-14; Pro Armor X-Terrain 29 x 11-14; Pro Armor X-Terrain
OVERALL VEHICLE SIZE (L X W X H)	120 x 65 x 79.5" (305 x 165 x 201 cm)	152 x 65 x 79.5" (386 x 165 x 201 cm)	152 x 62.5 x 79.5" (386 x 158 x 201 cm)
GROUND CLEARANCE	14" (35.6 cm)	14" (35.6 cm)	14" (35.6 cm)
SEATING CAPACITY	3 / 6	6	6
BOX CAPACITY	1,000 lb. (453 kg)	1,000 lb. (453 kg)	1,000 lb. (453 kg)
TOW CAPACITY	2,500 lb. (1,133 kg)	2,500 lb. (1,133 kg)	2,500 lb. (1,133 kg)
OTHER STANDARD FEATURES	7" Display Powered by RIDE COMMAND, RIDE COMMAND+ Connected Vehicle Services, JBL® Trail Pro 2000 Audio, Arched A-Arms, Nivomat Self-Leveling Suspension, Polaris Engine Braking System with Active Descent Control, Premium Enclosed Cab, Doors with Powered Front Windows, Tip-Out Glass Windshield with Wiper, Rear Glass Panel, Factory-Installed Heat, AC, Defrost, Rearview Mirror, NorthStar Trailgate Badge, Front Bumper with Integrated Winch, Plow and LED Mounts, Premium Cut and Sew Seats with Contoured Seatbacks and Embroidered Polaris Branding, 4,500 lb. Synthetic Rope Winch with Autostop and Wireless Remote, Polaris Pulse Electrical System (6-Position), Underhood Busbar and 6-Position Roof Busbar, 12V Accessory Outlet, Battery Trickle-Charging Outlet, USB Outlet, 12V Cargo Box Power Port	Texas and NorthStar Trailgate Badging, Premium Enclosed Cab, Doors with Power Windows, Tip-Out Glass Windshield with Wiper, Tinted Windows, Rear Glass Panel, Factory-Installed Heat, AC, Defrost, Rearview Mirror, Premium Steering Wheel and Interior Accents, Front Bumper with Integrated Winch, Plow and LED Mounts, Premium Cut and Sew Seats with Contoured Seatbacks and Embroidered Polaris Branding, 4,500 lb. Synthetic Rope Winch with Autostop and Wireless Remote, Polaris Pulse Electrical System (6-Position), Underhood Busbar and 6-Position Roof Busbar, 12V Accessory Outlet, Battery Trickle-Charging Outlet, USB Outlet	Texas Badging, Front Bumper with Integrated Winch, Plow and LED Mounts, Premium Cut and Sew Seats with Contoured Seatbacks and Embroidered Polaris Branding, 4,500 lb. Synthetic Rope Winch with Autostop and Wireless Remote, Factory-Installed Poly Sport Roof, Premium Steering Wheel and Interior Accents, Polaris Pulse Electrical System (6-Position), 12V Accessory Outlet, Battery Trickle-Charging Outlet, USB Outlet

RANGER ELECTRIC MODELS



2024 RANGER XP KINETIC
ULTIMATE



2024 RANGER XP KINETIC
PREMIUM



RANGER 150 EFI

ENGINE TYPE / HP	Internal Permanent Magnet AC Motor / 110 HP	Internal Permanent Magnet AC Motor / 110 HP	150cc, 4-Stroke, Single Cylinder EFI
DRIVETRAIN (DRIVE SYSTEM)	High Performance On-Demand True AWD/2WD/ VersaTrac Turf Mode	High Performance On-Demand True AWD/2WD/ VersaTrac Turf Mode	2WD, Chain
FRONT/REAR SUSPENSION	Dual A-Arm 10" (25.4 cm) Travel / Dual A-Arm, IRS 10" (25.4 cm) Travel	Dual A-Arm 10" (25.4 cm) Travel / Dual A-Arm, IRS 10" (25.4 cm) Travel	Single A-Arm with 5.1" (13 cm) Travel / Dual Shock Swingarm with 6" (15.2 cm) Travel
FRONT TIRES & REAR TIRES	29 x 9-14; Pro Armor X-Terrain 29 x 11-14; Pro Armor X-Terrain	29 x 9-14; Pro Armor X-Terrain 29 x 11-14; Pro Armor X-Terrain	22 x 7-10; Wanda® 22 x 10-10; Wanda®
OVERALL VEHICLE SIZE (L X W X H)	120 x 62.5 x 78" (305 x 158 x 198 cm)	120 x 62.5 x 78" (305 x 158 x 198 cm)	85 x 48 x 58" (215.9 x 121.9 x 147.3 cm)
GROUND CLEARANCE	14" (35.6 cm)	14" (35.6 cm)	8" (20.3 cm)
SEATING CAPACITY	3	3	2
BOX CAPACITY	1,250 lb. (567 kg)	1,250 lb. (567 kg)	50 lb. (22.7 kg)
TOW CAPACITY	2,500 lb. (1,133 kg)	2,500 lb. (1,133 kg)	N/A
OTHER STANDARD FEATURES	7" Display Powered by RIDE COMMAND, RIDE COMMAND+ Connected Vehicle Services, Premium Cut and Sew Seats with Contoured Seatbacks and Embroidered Polaris Branding, Premium Steering Wheel and Interior Accents, Polaris Pulse Electrical System (6 position), DC Outlet, Dual USB Port, 12V Cargo Box Power Port	RIDE COMMAND+ Connected Vehicle Services, Premium Cut and Sew Seats with Contoured Seatbacks and Embroidered Polaris Branding, Premium Steering Wheel and Interior Accents, Polaris Pulse Electrical System (6 position), DC Outlet, Dual USB Port, 12V Cargo Box Power Port	Safety Flag, Seat Belt, Safety Nets, Free Online Safety Training, Youth Ride Control (Pin Code Start, Adjustable Speed Limiter, Geofencing, Helmet Aware)

Safety Flag, Seat Belt, Safety Nets, Free Online Safety Training, Youth Ride Control (Pin Code Start, Adjustable Speed Limiter, Geofencing, Helmet Aware)



LIVE LIFE OFF ROAD.

Warning: Polaris Off Road vehicles can be hazardous to operate and are not designed for on-road use. Driver must be at least 16 years old with a valid driver's license to operate. All riders should always wear helmets, eye protection and footwear. Read, understand and follow your owner's manual. Ride within the limits of your own abilities and never engage in stunt or exhibition driving. Never ride under the influence of drugs or alcohol. All riders should take a safety training course. Call 800-342-3764 for additional information.

Unless noted, all trademarks are the property of Polaris Industries Inc. 509® is a registered trademark of Teton Outfitters, LLC. Apple® and App Store® are registered trademarks of Apple Inc. Bluetooth® is a registered trademark of Bluetooth Sig, Inc. Caliber® is a trademark of Caliber, Inc. Cardo® is a registered trademark of Cardo Systems, Inc. Carhartt® is a registered trademark of Carhartt, Inc. CruzTools® is a registered trademark of CYCOACTIVE, INC. Facebooksm is a service trademark of META PLATFORMS, INC. Fidlock® is a registered trademark of Fidlock GmbH. FOX® is a registered trademark of Fox Factory Inc. Google Playism is a service trademark of Google LLC. YouTube® is a registered trademark of Google LLC. Homelink® is a registered trademark of Gentex Corporation. Instagramsm is a service trademark of Instagram, LLC. JBL® is a registered trademark of HARMAN INTERNATIONAL INDUSTRIES, INCORPORATED. MORFLEX® is a registered trademark of FNA Group, Inc. NOCO Genius® is a registered trademark of The Noco Company. RHINO-RACK® and ZwiFlo® are registered trademarks of Rhino Rack Australia Pty Limited. Rigid® is a trademark of JUST Performance, LLC d/b/a Rigid Industries LLC. Seatsaver® is a registered trademark of Prince Lionheart, Inc. SMART BOARD® is a registered trademark of SMART TECHNOLOGIES ULC UNLIMITED LIABILITY CORPORATION CANADA. Tiger Drylac® is a registered trademark of Tiger Coatings GMBH & CO. KO. Xsm is a service trademark of X CORP. Wallbox Wsm is a service trademark of Wall Box Chargers, s.l. Prices, Fitment and Availability are subject to change at any moment. Copyright © 2025 Polaris Industries Inc. All rights reserved.

THE AMERICAN POWERSPORTS CO.



At Polaris, we believe being an American company isn't a sales pitch; it's a way of doing business. It's the place we call home. The place our riders call home.

It all began here in America—over 70 years ago—in a small factory in Roseau, Minnesota. There, our founders forged a company built on American values, grit and ingenuity. That factory is not so small anymore and still operates to this day—creating jobs and producing the best our industry has to offer. The best America has to offer.

Today, we continue to design, engineer and test our industry-leading vehicles with owners like you—right here on American dirt, sand, snow and soil.



POLARIS GLOBAL HEADQUARTERS
MEDINA, MINNESOTA, USA



CONNECT ONLINE
SEARCH "POLARISORV"

LEARN MORE
ABOUT THE POLARIS STORY



VISIT [POLARIS.COM/RANGER](https://www.polaris.com/ranger)

TO SEE VEHICLE OPTIONS AND VIEW ACCESSORIES
ON YOUR NEW MACHINE FROM EVERY ANGLE!

POLARIS
Think Outside

MY26 RGR CATALOG ENG