

CANADA VERSION



POLARIS®

# RANGER®

2019

ACCESSORIES + APPAREL



# DRIVEN TO DO MORE™



For 20-years, RANGER® has set the standard through industry-leading innovation, unmatched capability, and unrelenting toughness, making it the number one utility side-by-side for 10-years running.

3-SEAT & CREW MODELS & ACCESSORIES

COMMON ACCESSORIES

2-SEAT & CREW MODELS & ACCESSORIES

PARTS & GARAGE

APPAREL & HELMETS

## 2019 LINEUP



RANGER XP® 1000 EPS



RANGER CREW® XP 1000 EPS



RANGER XP® 900 EPS



RANGER CREW® XP 900 EPS



PRO ARMOR® WHEELS & TIRES



POLARIS® PRO HD WINCHES



RIGID® & PRO ARMOR® LIGHTING



GLACIER® PLOW SYSTEMS



RANGER® 570 EPS



RANGER CREW® 570-4 EPS



RANGER® 500



RANGER® EV



## 2019 POLARIS® RANGER® ACCESSORIES

POLARIS ENGINEERED™ ACCESSORIES 02

### 3-SEAT & CREW

#### XP 1000 CAB SYSTEMS

- ROOFS	14
- GLASS WINDSHIELDS & REAR PANELS	16
- POLY WINDSHIELDS & REAR PANELS	18
- DOORS	20
- CAB COMFORT	24
- OFF-ROAD GRADE AUDIO SYSTEMS	28

#### XP 900 CAB SYSTEMS

- ROOFS	36
- GLASS WINDSHIELDS & REAR PANELS	38
- POLY WINDSHIELDS & REAR PANELS	40
- DOORS	42
- CAB COMFORT	44

#### 570 FULL-SIZE & CREW

CAB COMPONENTS & PROTECTION	46
-----------------------------	----

#### STORAGE

BRUSHGUARDS & PROTECTION	52
--------------------------	----

#### COMMON ACCESSORIES

WINCHES	54
GLACIER® PLOW SYSTEMS	58
RIGID® & PRO ARMOR® LIGHTING	64
PRO ARMOR® WHEELS & TIRES	66
POLARIS NORTHSTAR® COOLERS	74
HUNT	78
ICE FISHING	80

#### RANGER® 150

81

#### 2-SEAT & CREW

- ROOFS	84
- WINDSHIELDS & REAR PANELS	86
- CAB COMFORT	90
- BUMPERS & GUARDS	91
- STORAGE	92

#### PARTS & GARAGE

OIL & LUBRICANTS	94
MAINTENANCE	96
SERVICE PARTS	100
POLARIS POWER®	102
GARAGE & TRAILERING	106

#### APPAREL & HELMETS

RIDING GEAR	108
CASUALWEAR	110

ALL LISTED PRICES ARE IN CANADIAN DOLLARS

# KEEP YOUR STANDARDS HIGH

## DESIGNED

POLARIS OFFERS THE BROADEST LINEUP OF ACCESSORIES AND MOST INNOVATIVE SOLUTIONS IN OFF-ROAD. EACH ONE IS METICULOUSLY CRAFTED TO MATCH YOUR MACHINE.



## TESTED

BY THE TIME YOU GET THIS GEAR, PROTOTYPES HAVE GONE THROUGH HELL IN OUR LAB AND BEEN EXTENSIVELY TESTED IN THE FIELD. YOU RIDE WITH 100% CONFIDENCE.



## TRUSTED

WE'VE EARNED RIDERS' TRUST OVER DECADES AND WE STAND BEHIND OUR WORK. EVERYTHING WITH OUR NAME ON IT COMES WITH A ONE-YEAR WARRANTY.

BACKED BY A



WARRANTY

# POLARIS PARTNERS WITH THE BEST

We choose our partners carefully, selecting only the best in off-road. Every accessory is rigorously tested and validated at Polaris standards, to ensure seamless integration and performance.

## PRO ARMOR



WHEELS & TIRES P. 66  
LED LIGHTS P. 64



## RIGID

LED LIGHTS P. 64



## KOLPIN OUTDOORS

ACCESSORIES P. 76




## Otter

ICE FISHING P. 80



## MBQUART

OFF-ROAD GRADE AUDIO P. 28



# ENGINEERED FOR MORE

Leaders never stop pushing for more. An unrelenting pursuit of innovation, performance and unyielding dependability defines *RANGER*® as the Hardest Working, Smoothest Riding,® utility vehicle in the world. Developed and tested along with the 2019 *RANGER XP*® 1000, Polaris Engineered Accessories™ are designed for seamless integration and simple installation, so riders can leverage the full capabilities of the machine and maximize efficiencies to get more done, year-round.

**PRO** PRO HEAVY DUTY SERIES

## WINCHES

### INTEGRATED WINCH MOUNT & PRE-WIRED

Designated mounting points and pre-wired contactors ensure a perfect fit and the strongest place to attach the Polaris Engineered™ winch - the most dependable winch for your *RANGER*®. With wiring built right into the vehicle, we made this the easiest *RANGER*® winch ever made to install.

## GLACIER PLOW SYSTEM

### INTEGRATED PLOW MOUNT

The attachment points for the best-in-class Glacier® Plow System are integrated right at the factory and feature an innovative drive-up and go installation process.

## RANGER PRO SHIELD CAB SYSTEM

### THE TIGHTEST SEALING CAB

With the profile channels engineered into the roll cage, body plastics molded to seal and cab accessories designed to keep the elements out, the *RANGER* Pro Shield™ Cab System offers an industry-leading, 3x better dust seal than the competition.

### LOCK & RIDE

### CARGO BOX VERSATILITY

Lock & Ride® mounting locations allow for limitless customization to let you work the way you want.

## POLARIS PULSE™ Electrical System

### PLUG & PLAY ELECTRICAL

A revolution in electrical accessory integration, the Polaris Pulse™ Electrical System allows for a simple plug & play approach for adding power to Polaris Engineered Accessories™.



# ALL-SEASON PROTECTION



Look for the **RANGER PRO SHIELD™** Logo for the 4 components to customize your **RANGER®** with the industry's tightest sealing cab.



**3x BETTER DUST SEAL THAN THE COMPETITION**

### A FRAME DESIGNED FOR A CAB

All **RANGER®** cab components fit perfectly to the contours of the **RANGER XP® 1000** profile tube cab frame, floor and body panels, allowing for a 360° gasket seal, seamless fit and installation providing unprecedented protection from the elements.

**1** CHOOSE YOUR ROOF

**2** CHOOSE YOUR WINDSHIELD

**3** CHOOSE YOUR REAR PANEL

**4** CHOOSE YOUR DOORS

AVAILABLE EXCLUSIVELY FOR **RANGER XP® 1000**



We set out to develop the best-performing, tightest-sealing cab on any utility Side x Side. Talk is cheap without proven results. Dust, water, noise - tested to military standards - all proved troublesome for the competition, but not for **RANGER Pro Shield™**.

The results speak for themselves.

## THE RANGER PRO SHIELD™

MIL-STD 810G 510.5 DUST TEST

**3x BETTER DUST SEAL**

// RANGER PRO SHIELD™ VS. THE COMPETITION



HONDA® PIONEER® **5x** MORE DUST

CAN-AM® DEFENDER **3x** MORE DUST

## CAB SYSTEM DOMINATES THE COMPETITION

MIL-STD 810G 506.5 RAIN TEST

**1.5x BETTER RAIN SEAL**

// RANGER PRO SHIELD™ VS. THE COMPETITION



HONDA® PIONEER® **1.5x** MORE WATER

CAN-AM® DEFENDER **2x** MORE WATER

WIND TUNNEL TEST

**2x BETTER NOISE REDUCTION**

// RANGER PRO SHIELD™ VS. THE COMPETITION



HONDA® PIONEER® **3x** MORE NOISE

CAN-AM® DEFENDER **2x** MORE NOISE

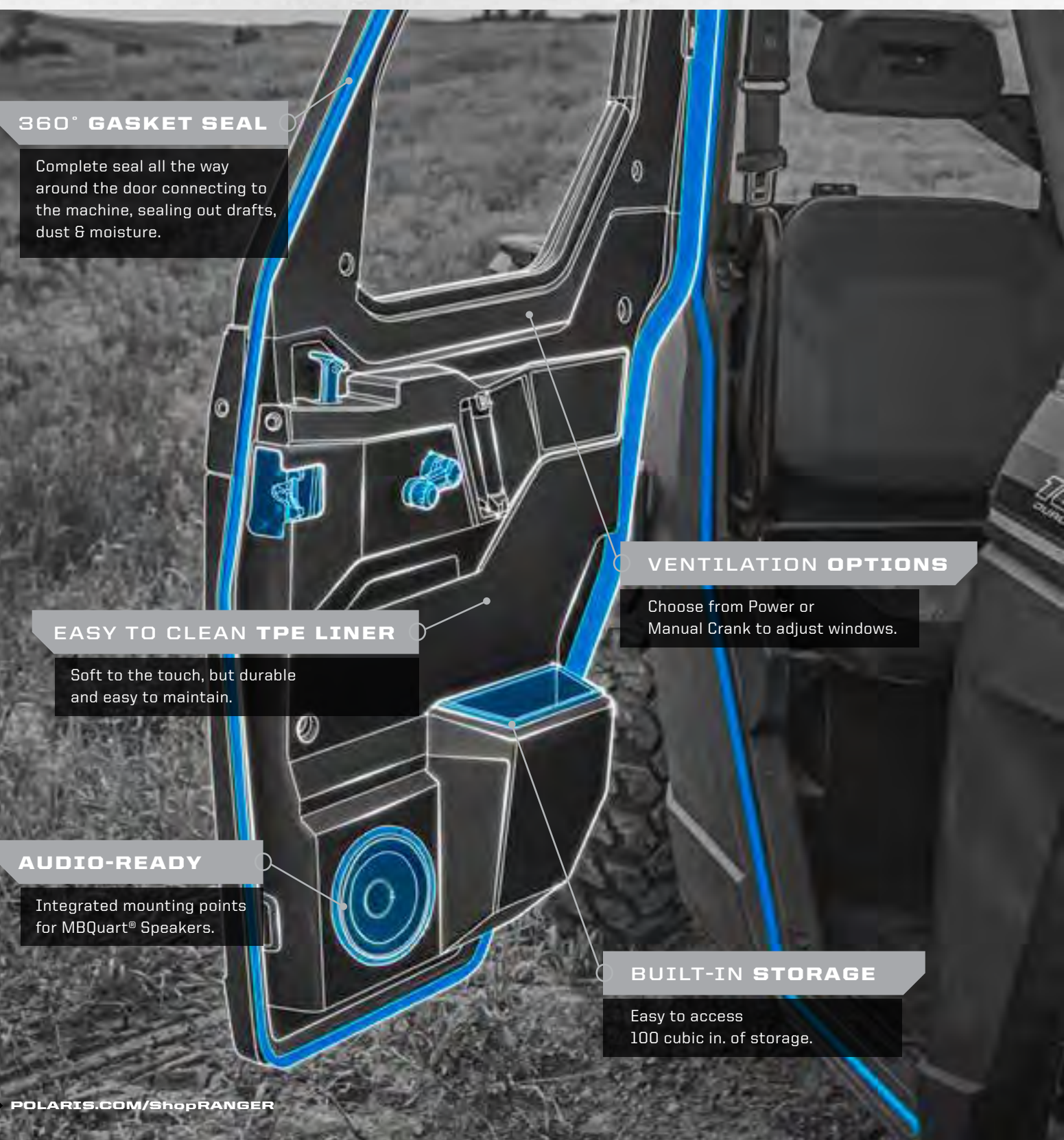
HONDA® and PIONEER® are registered trademarks of Honda Motor Co. Ltd. CAN-AM® and Defender are trademarks of Bombardier Recreational Products Inc.

RANGER PRO SHIELD™ DOORS.

# THE INS & OUTS

OF THE BEST DOORS IN THE BUSINESS

Leaders never stop pushing for more. An unrelenting pursuit of innovation, performance and unyielding dependability defines RANGER® as the Hardest Working. Smoothest Riding.® utility vehicle in the world. These doors are a testament to that – riders can leverage the full capabilities of the machine and maximize efficiencies to get more done, year-round.



**360° GASKET SEAL**  
Complete seal all the way around the door connecting to the machine, sealing out drafts, dust & moisture.

**EASY TO CLEAN TPE LINER**  
Soft to the touch, but durable and easy to maintain.

**AUDIO-READY**  
Integrated mounting points for MBQuart® Speakers.

**VENTILATION OPTIONS**  
Choose from Power or Manual Crank to adjust windows.

**BUILT-IN STORAGE**  
Easy to access 100 cubic in. of storage.

**COMPLETE COVERAGE**  
Doors fit perfectly in the contours of the profile tube cab frame.

**ULTIMATE CLARITY**  
Tempered Safety Glass, clear to see through and shatterproof.

**COLOR MATCHED**  
Key-Color Matched accent panels available for all XP 1000 models.

**EASY-ON/OFF HINGES**  
Once installed, the pin system allows for easy on & off.

**DURABLE CONSTRUCTION**  
With a 1" tube steel frame these doors can handle the rigors of the off-road.

**PROTECTION**  
Inner & Outer shells are made from high-quality, injection-molded plastics using a state-of-the-art process to shield from the elements and more.

AVAILABLE EXCLUSIVELY FOR  
**RANGER XP® 1000**  
SEE ALL DOOR OPTIONS ON P. 20

SUPERIOR


# INTEGRATION

**POLARIS®**  
ENGINEERED

## POLARIS® PRO HD WINCHES + GLACIER® PLOW SYSTEMS


Right from the factory, your vehicle is built to make essential accessories like winches and plows easy to use day-in and day-out. Mounting brackets are designed into the oversized factory bumper and wiring is routed securely and properly. When it comes to *RANGER®*, Polaris Engineered Accessories™ make work easier so you can get more done.

**PRO** PRO HEAVY DUTY SERIES  
**WINCHES**



### POLARIS® PRO HD FEATURES

-  Tested **1,200+** pulls at max load, it works when you need it to
-  Built to withstand **-20° F** temperatures
-  Sealed motor & heavy duty gears **OPERATE FULLY SUBMERGED UNDERWATER**
-  **RAPID ROPE RECOVERY** 5X faster rope retrieval
-  **MILITARY** tested & approved



### PRE-WIRED CHASSIS

Dash mounted controls and wiring are installed at the factory. Mount the winch, connect the wires and trust that everything is routed safely, securely, and properly.





### NO NEED TO CUT PANELS

### FULLY INTEGRATED MOUNT & WIRING

## GLACIER® PLOW SYSTEM



### GLACIER® FEATURES

-  To install the plow, simply lift the mount lock handle and pull forward.
-  No loss of factory ground clearance when not plowing.
-  Don't have to crawl under the machine to release the plow blade from the vehicle.
-  No trimming of vehicle plastic or fascia required to mount plow or winch.

ANGLE YOUR BLADE RIGHT FROM YOUR SEAT

# 25°

LEFT AND RIGHT



# HUNT



View this RANGER® & make it your own  
[POLARIS.COM/RANGERhunt1000](https://POLARIS.COM/RANGERhunt1000)  
RANGER XP® 1000 EPS  
Polaris® Pursuit® Camo

# WORK



View this RANGER® & make it your own  
[POLARIS.COM/RANGERwork1000](https://POLARIS.COM/RANGERwork1000)  
RANGER XP® 1000 EPS  
Steel Blue

# RANGER XP® 1000

# MAKE IT YOURS.

**WORK HARD AND GET IT DONE** with Polaris Engineered Accessories™ for your RANGER. Start with the ultimate in all-season performance and comfort with the best cab components in the industry. Then add in lighting, wheels, tires, a winch, Glacier® plows and more. Find everything you need to outfit your trusted partner for the task at hand.

# RANCH



View this RANGER® & make it your own  
[POLARIS.COM/RANGERranch1000](https://POLARIS.COM/RANGERranch1000)  
RANGER CREW® XP 1000 EPS  
Sage Green

# TRAIL



View this RANGER® & make it your own  
[POLARIS.COM/RANGERtrail1000](https://POLARIS.COM/RANGERtrail1000)  
RANGER XP® 1000 EPS  
Magnetic Gray

## RANGER XP® 1000 BUILD THE RIGHT TOOL FOR THE JOB.

### CAB COMFORT WITH THE RANGER PRO SHIELD® CAB SYSTEM

- Roof Pg 14
- Windshield Pg 16
- Rear Panel Pg 17
- Doors Pg 20
- Cab Comfort Pg 24
- Off-Road Grade Audio Pg 28

### MAKE WORK EASIER WITH THE RIGHT TOOLS FOR THE JOB

- Polaris® Winches Pg 54
- Rigid® & Pro Armor® Lighting Pg 64
- Kolpin® & Polaris® Hunting Acces. Pg 76
- Cargo Bed Storage Options Pg 48
- GLACIER® Plow Systems Pg 58
- Pro Armor® Wheels & Tires Pg 66

### THE RIGHT STUFF TO MAINTAIN YOUR RANGER®

- Oil & Lubricants Pg 94
- Maintenance Parts Pg 96

### EVERYTHING YOU NEED TO GEAR UP FOR THE RIDE

- Apparel & Helmets Pg 108



**BUILD YOUR OWN RANGER.®**  
[POLARIS.COM/RANGER](https://POLARIS.COM/RANGER)



## OVERHEAD PROTECTION

TO SHIELD AGAINST DRIVING RAIN OR THE BLISTERING SUN, a roof is the first must-have of the Polaris Engineered™ cab components. Choose from poly, steel or canvas, and get on your way with protective peace of mind.

### POLY

Lightweight, durable and impact-resistant. A poly roof can take the abuse of a tough trail and still protect.

### ROOF LINERS

Get a touch of premium comfort, reduce cab noise and hide wiring. Roof liners are included with all premium poly roofs, add a roof liner to your sport roof for added fit and finish.

#### PREMIUM ROOF - POLY

- » POLARIS® PURSUIT™ CAMO • 2882913 • **\$929<sup>99</sup>**
  - » BLACK • 2882912 • **\$699<sup>99</sup>**
- XP 1000 '17-19  
\* INCLUDES ROOF LINER



#### SPORT ROOF - POLY TOP SELLER

- » BLACK • 2882911 • **\$429<sup>99</sup>**
- XP 1000 '17-19



#### PREMIUM ROOF LINER

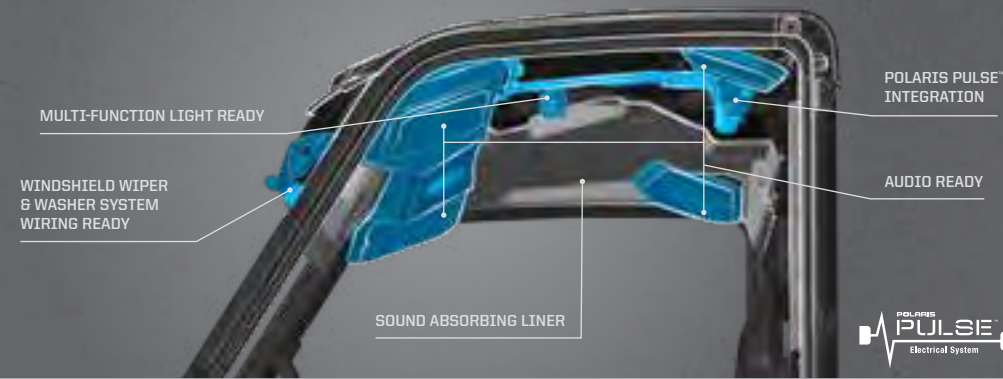
- » 2882914 • **\$269<sup>99</sup>**
- XP 1000 '17-19  
\* WORKS WITH 2882911, 2882912, 2882913



### PREMIUM & SPORT ROOF FEATURES



SEE AUDIO OPTIONS ON P. 28



#### PREMIUM ROOF CREW - POLY

- » POLARIS® PURSUIT™ CAMO PREMIUM • 2883277 • **\$1,599<sup>99</sup>** NEW
- CREW XP 1000 '17-19  
\* ROOF LINER INCLUDED WITH CAMO



#### SPORT ROOF CREW - POLY TOP SELLER

- » BLACK • 2883274 • **\$709<sup>99</sup>** NEW
- CREW XP 1000 '17-19



#### PREMIUM ROOF CREW LINER

- » 2883457 • **\$339<sup>99</sup>** NEW
- CREW XP 1000 '17-19



## POLARIS PULSE Electrical System **PLUG & PLAY**

ADD POWER TO PREMIUM & SPORT ROOFS - P. 26  
ONLY ON XP 1000 & CREW XP 1000

### STEEL

For the ultimate in strength and protection.

### CANVAS

Lightweight and easy to clean. Canvas roofs install simply and store easily.

#### HD ROOF - STEEL

- » 2879881 • **\$929<sup>99</sup>**
- XP 1000 '17-19  
\* ROOF LINER INCLUDED

#### LIGHTWEIGHT ROOF - CANVAS

- » 2879039 • **\$339<sup>99</sup>**
- XP 1000 '17-19




#### HD ROOF CREW - STEEL

- » 2880334 • **\$1,209<sup>99</sup>**
- CREW XP 1000 '17-19

#### LIGHTWEIGHT ROOF CREW - CANVAS

- » 2879898 • **\$539<sup>99</sup>**
- CREW XP 1000 '17-19



### POLARIS ENGINEERED™ ADVANTAGES



#### SEALED COVERAGE

Just as roof shingles overlap for seamless coverage, roofs extend over other cab components to add even more protection against the elements, delivering the best fit - and the best seal.



#### KEEP MOISTURE MOVING

Keep precipitation moving with integrated roof water channels that direct water away from the cab even when you're stationary.



#### PREMIUM FINISH & QUIETER RIDE

Roof liners provide a clean look by hiding wiring, and absorb noise for a quieter ride.



#### REVOLUTIONARY INSTALLATION

Roofs install directly into mounting points in the cab frame.

## ULTIMATE CLARITY WITH GLASS

FOR THE ULTIMATE IN SCRATCH RESISTANCE AND CLARITY, nothing beats glass. It has the most optical clarity of any windshield material, so you can keep riding regardless of the weather. Reduce the dust swirl from the windshield and roof by adding a rear panel to keep the cab clean and comfortable.



### TEMPERED SAFETY GLASS

For the ultimate in scratch resistance, tempered safety glass is the top choice. Optically, it is the clearest glass available, and because it is tempered, it's shatterproof.

### POLARIS ENGINEERED™ ADVANTAGES



### AIRTIGHT GASKET SEAL

RANGER® windshields feature a 360° gasket seal, preventing moisture and dust from entering the cab.

## WINDSHIELDS



### TIP-OUT WINDSHIELD - GLASS TOP SELLER

- Offers 3 positions—open, closed and vented
- Automotive-style curved glass and vented
- Tip-out design allows for partial venting or open-air freedom
- Gas shocks assist in easy opening and closing
- 360° gasket for reliable protection and comfort
- Improved interior sound dampening and optimized visibility
- Bolt-on design installs directly on the cab frame
- Designated mounting locations

» 2882874 • **\$1,599** <sup>MSRP</sup>  
XP 1000 '18-19, CREW XP 1000 '19



ADD ALL-WEATHER VISIBILITY  
WINDSHIELD WIPER & WASHER SYSTEM  
P. 24

### LOCK & RIDE FULL WINDSHIELD - GLASS TOP SELLER

- Provides the highest level of scratch resistance

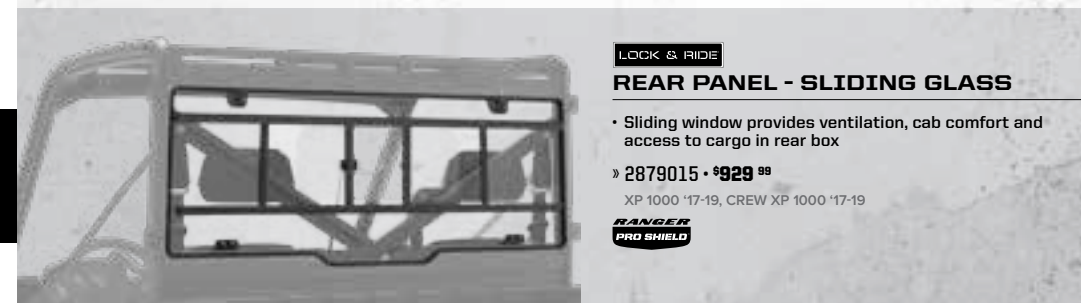
» 2882191 • **\$929** <sup>MSRP</sup>  
XP 1000 '17-19, CREW XP 1000 '17-19



## REAR PANELS



**REDUCE IN-CAB DUST SWIRL BY ADDING A REAR PANEL**  
With a windshield and roof installed, turbulent air develops behind the cab. Add a rear panel to reduce dust intrusion from this swirl.



### LOCK & RIDE REAR PANEL - SLIDING GLASS

- Sliding window provides ventilation, cab comfort and access to cargo in rear box

» 2879015 • **\$929** <sup>MSRP</sup>  
XP 1000 '17-19, CREW XP 1000 '17-19



### LOCK & RIDE REAR PANEL - GLASS TOP SELLER

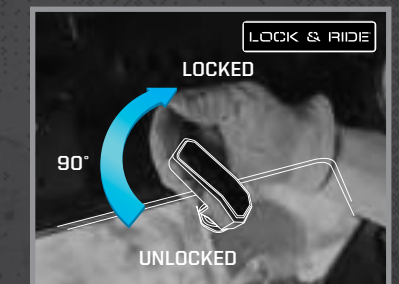
» 2879013 • **\$509** <sup>MSRP</sup>

XP 1000 '17-19, CREW XP 1000 '17-19



### MULTI-FUNCTION FEATURES

Venting options are useful for controlling airflow into the cab. This allows you to regulate the temperature inside. A low-profile exterior framework on the windshields gives an unobstructed field of vision.



### REVOLUTIONARY INSTALLATION

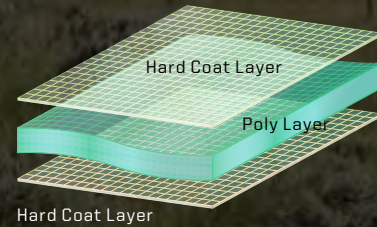
Every Lock & Ride® windshield utilizes a unique clamp that secures your windshield with the perfect amount of hold for rough trail conditions, yet still allows for easy, tool-less removal.

## DURABLE POLY PROTECTION

**LIGHT AND FLEXIBLE**, poly is impact-resistant, providing long-term value and protection. Whether you choose hard coat or general poly, you can hit the trail or job site with confidence, protection, and durability.

### HARD COAT POLY

Poly windshields covered by hard coat provide **30x MORE** scratch resistance than any standard poly windshields.



POLARIS ENGINEERED™  
ADVANTAGES



### AIRTIGHT GASKET SEAL

RANGER® windshields feature a 360° gasket seal, preventing moisture and dust from entering the cab.

## WINDSHIELDS

## REAR PANELS

### REDUCE IN-CAB DUST SWIRL BY ADDING A REAR PANEL

With a windshield and roof installed, turbulent air develops behind the cab. Add a rear panel to reduce dust intrusion from this swirl.



### VENTING OPTIONS

Venting options are useful for controlling airflow into the cab. This allows you to regulate the temperature inside.



WIPER AVAILABLE

RANGER  
PRO SHIELD

LOCK & RIDE

### FULL WINDSHIELD VENTED - HARD COAT POLY TOP SELLER

- Frameless design for maximum visibility
- Added vents for airflow on a hot day or defrosting on a cold day

» 2883266 • \$739<sup>99</sup>

XP 1000 '17-19, CREW XP 1000 '17-19



WIPER AVAILABLE

RANGER  
PRO SHIELD

LOCK & RIDE

### FULL WINDSHIELD - HARD COAT POLY

- Frameless design for maximum visibility

» 2883300 • \$669<sup>99</sup>

XP 1000 '17-19, CREW XP 1000 '17-19



ADD ALL-WEATHER VISIBILITY  
WINDSHIELD WIPER & WASHER SYSTEM  
P. 24

### HARD COAT POLY WINDSHIELD WIPER & WASHER SYSTEM MOUNTING BRACKET

- Required to use wiper on 2883266 or 2883300

» 2207624 • \$74<sup>99</sup>



Closed  
Open

RANGER  
PRO SHIELD

### FLIP-DOWN WINDSHIELD - HARD COAT POLY

- Two venting options: fully sealed, flip-down or remove upper half for some protection with maximum ventilation

» 2883261 • \$609<sup>99</sup>

XP 1000 '18-19, CREW XP 1000 '19



RANGER  
PRO SHIELD

LOCK & RIDE

### FULL WINDSHIELD - POLY

- Frameless design for maximum visibility

» 2883278 • \$539<sup>99</sup>

XP 1000 '17-19, CREW XP 1000 '17-19



LOCK & RIDE

### HALF WINDSHIELD - POLY

- Deflects air flow from straight on, but still provides air flow in the cab

» 2883301 • \$269<sup>99</sup>

XP 1000 '17-19, CREW XP 1000 '17-19



LOCK & RIDE


### REAR PANEL - POLY POLARIS® PURSUIT CAMO NEW

- Strong, thick polycarbonate provides outstanding impact and scratch resistance
- Installs in contours of cab frame with 360° gasketing for outstanding protection, comfort, fit and finish

» 2883774 • \$539<sup>99</sup>

XP 1000 '17-19, CREW XP 1000 '17-19

RANGER  
PRO SHIELD



LOCK & RIDE

### REAR PANEL - POLY CLEAR NEW TOP SELLER

- Strong, thick polycarbonate provides outstanding impact and scratch resistance
- Installs in contours of cab frame with 360° gasketing for outstanding protection, comfort, fit and finish

» 2883773 • \$469<sup>99</sup>

XP 1000 '17-19, CREW XP 1000 '17-19

RANGER  
PRO SHIELD



### LOCK & RIDE REAR PANEL - CANVAS/POLY

- Heavy-duty cinch-tight buckles for a snug, secure fit
- Panel installs easily into integrated mounting locations

» 2879040 • \$269<sup>99</sup>

CREW XP 1000 '17-18



### REVOLUTIONARY INSTALLATION

Every Lock & Ride® windshield utilizes a unique clamp that secures your windshield with the perfect amount of hold for rough trail conditions, yet still allows for easy, tool-less removal.

3-SEAT & CREW

XP 1000

ROOFS

GLASS WINDSHIELDS & REAR PANELS

POLY WINDSHIELDS & REAR PANELS

DOORS

CAB COMFORT

AUDIO

STORAGE & PROTECTION

19

# RANGER XP 1000



# RANGER XP 1000

CHOOSE THE  
**RIGHT DOOR**  
FOR YOU.



## DOOR STYLES

	PREMIUM POLY DOORS			POLY DOORS		CANVAS DOORS
	POWER WINDOW DOORS	MANUAL CRANK WINDOW DOORS	HALF DOORS	RANGER HUNTER DOORS	RANGER CLEARVIEW DOORS	ZIP WINDOW DOORS

### KEY FEATURES

RANGER PRO SHIELD™ CAB SYSTEM							
WINDOW TYPE	GLASS	GLASS			GLASS	GLASS	CLEAR POLY
WINDOW VENTILATION	POWER	MANUAL CRANK	OPEN TOP		HINGED	HINGED	ZIPPED
VISIBILITY	UPPER	UPPER	UPPER		UPPER	UPPER + LOWER	UPPER + PARTIAL LOWER
STORAGE COMPARTMENT	STANDARD	STANDARD	STANDARD				
AUDIO-READY / SPEAKER MOUNT	STANDARD, PRE-WIRED	STANDARD					
PREMIUM TPE LINER	STANDARD	STANDARD	STANDARD				
SPECIAL FEATURES	BUILT-IN FLOOR LIGHT, COLORED ACCENT PANELS AVAILABLE	COLORED ACCENT PANELS AVAILABLE	COLORED ACCENT PANELS AVAILABLE		DURABLE POLY CONSTRUCTION, POLARIS® PURSUIT™ CAMO	DURABLE POLY CONSTRUCTION	AVAILABLE IN POLARIS® PURSUIT™ CAMO

3-SEAT & CREW

XP 1000

ROOFS

GLASS WINDSHIELDS & REAR PANELS

POLY WINDSHIELDS & REAR PANELS

DOORS

CAB COMFORT

AUDIO

STORAGE & PROTECTION

# RANGER XP 1000

## PREMIUM POLY DOOR FEATURES

- TPE Inside liner is soft to the touch & easy to clean
- Interior & Exterior easy to use handles
- Built-in storage
- 1" Tube frames & injection modeled rigid plastic
- Pre-designated mounts for speakers (front doors only)
- Integrated panels, allowing for color matching customization

See more detail on p. 20



# THE BEST CAB COMPLETED

GET UNMATCHED PERFORMANCE AND THE BEST SEAL with the RANGER Pro Shield™ Cab System door line.

SEE WHAT PEOPLE ARE SAYING ABOUT THESE DOORS  
 YouTube [YOUTUBE.COM/USER/POLARISORV](https://www.youtube.com/user/polarisorv)  
 SEARCH "DOORS"

## PREMIUM POLY DOORS

## POLY DOORS

## CANVAS DOORS

### POWER WINDOW

- The ultimate door offering power windows, switches mounted on the door and built-in floor light.

### MANUAL CRANK WINDOW

- A premium, door offering manual crank windows for airflow adjustment in the cab.

### HALF

- Provides lower protection from the off-road with an open-air experience.

### EXTERIOR DOOR ACCENT PANELS

- Replace stock gloss black accent panels with color-matched accent panels
- Painted plastic and clear-coated for UV protection
- Install easily with a single screw
- Comes as a pair

### RANGER HUNTER

- Tough clear poly shell extends from the bottom of the door until it meets the upper-hinged glass window
- Premium Polaris® Pursuit™ Camo pattern offers extensive camo coverage

### RANGER CLEARVIEW

- Deliver nearly uninterrupted visibility and maximum ambient lighting inside the cab
- Tough clear poly shell extends from the bottom of the door until it meets the upper-hinged glass window

### ZIP WINDOW

- Lightweight, durable protection with adjustable zipper ventilation and see-through bottom panel.

Premium Doors come with Gloss Black Exterior Door Accent Panels, images below are shown with the optional Exterior Door Accent Panels.



Power Window Doors - Poly - Black  
2882562 | \$4,079<sup>99</sup>



Manual Crank Window Doors - Poly - Black  
2882561 | \$3,419<sup>99</sup>



Half Doors - Poly  
2882559 | \$2,039<sup>99</sup>

#### Color

Color	Front Part Number XP 1000 '18-'19, CREW XP 1000 '19	Rear Part Number CREW XP 1000 '19
	Polaris® Pursuit™ Camo 2882870-587   \$129 <sup>99</sup>	<b>NEW</b> 2883829-587   \$129 <sup>99</sup>
	<b>NEW</b> Steel Blue 2882870-765   \$55 <sup>99</sup>	
	<b>NEW</b> Pearl White 2882870-566   \$55 <sup>99</sup>	<b>NEW</b> 2883829-566   \$55 <sup>99</sup>
	<b>NEW</b> Magnetic Gray 2882870-603   \$55 <sup>99</sup>	
	<b>NEW</b> 20th Anniversary Edition / Maroon Metallic 2882870-754   \$55 <sup>99</sup>	<b>NEW</b> 2883829-754   \$55 <sup>99</sup>
	Sage Green 2882870-560   \$55 <sup>99</sup>	<b>NEW</b> 2883829-560   \$55 <sup>99</sup>
	Titanium Matte Metallic 2882870-632   \$55 <sup>99</sup>	
	Sunset Red Metallic 2882870-520   \$55 <sup>99</sup>	<b>NEW</b> 2883829-520   \$55 <sup>99</sup>
	Suede Metallic 2882870-577   \$55 <sup>99</sup>	



RANGER® Hunter Doors - Polaris® Pursuit™ Camo  
2883229 | \$2,999<sup>99</sup>

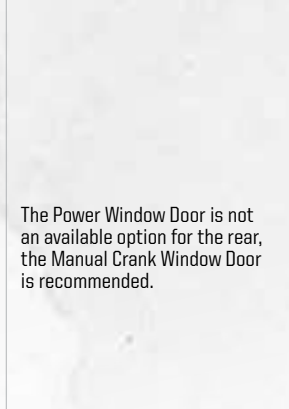


RANGER® ClearView Doors  
2882901 | \$2,709<sup>99</sup>



Zip Window Doors - Canvas - Black  
2882902 | \$1,229<sup>99</sup>

Zip Window Doors - Canvas - Polaris® Pursuit™ Camo  
2882903 | \$1,639<sup>99</sup>



The Power Window Door is not an available option for the rear, the Manual Crank Window Door is recommended.



Manual Crank Window Doors - Rear - Poly **NEW**  
2883437 | \$3,419<sup>99</sup>



Half Doors - Rear - Poly **NEW**  
2883438 | \$2,039<sup>99</sup>



RANGER® Hunter Doors - Rear - Polaris® Pursuit™ Camo **NEW**  
2883633 | \$2,999<sup>99</sup>



RANGER® ClearView Doors - Rear **NEW**  
2883632 | \$2,709<sup>99</sup>



Zip Window Doors - Rear - Canvas - Black **NEW**  
2883634 | \$1,229<sup>99</sup>

3-SEAT & CREW

XP 1000

ROOFS

GLASS WINDOWS & REAR PANELS

POLY WINDOWS & REAR PANELS

DOORS

CAB COMFORT

AUDIO

STORAGE & PROTECTION



## ADD COMFORT AND CAPABILITY

### XP 1000 CAB COMFORT

#### 8-VENT HEATER & DEFROST SYSTEM



- Easily control the climate inside your cab in any season
- Helps defrost windshields & keeps you warm or cool
- Heat & fan dash-mounted controls
- Manual vents



» 2882753 • \$1,289<sup>99</sup>

XP 1000 '18-19, CREW XP 1000 '19

#### HEATED SEAT SYSTEM

- Increase your comfort in the colder months with heated seats
- Installs into stock seats

» 2882905 • \$309<sup>99</sup>

XP 1000 '18-19, CREW XP 1000 '19  
CREW: FITS FRONT SEATS ONLY



#### FLOOR MATS

» 2882780 • \$169<sup>99</sup>

XP 1000 '18-19, CREW XP 1000 '19  
CREW: FITS FRONT SEATS ONLY

#### POLARIS® RANGER XP® FULL-SIZE SEATSAVER® - SPLIT BENCH SEAT


- Covers the back & bottom of seat

» REALTREE XTRA® CAMO • 2883244-587 • \$299<sup>99</sup>

» CARHARTT® BROWN • 2883244-218 • \$269<sup>99</sup>

» CARHARTT® GRAVEL • 2883244-458 • \$269<sup>99</sup>

XP 1000 '18-19, CREW XP 1000 '19  
CREW: FITS FRONT SEATS ONLY



#### CAB SEAL SYSTEM - 3 SEAT (INCLUDED WITH PREMIUM & POLY DOORS)

- Included in all Premium & Poly Doors

» 2883253 • \$134<sup>99</sup>

XP 1000 '18-19, CREW XP 1000 '19



#### NOISE REDUCTION SYSTEM

» 2883489 • \$359<sup>99</sup>

XP 1000 '18-19, CREW XP 1000 '19



### XP 1000 CAB CONVENIENCE

#### WINDSHIELD WIPER & WASHER SYSTEM



» 2882754 • \$669<sup>99</sup>

XP 1000 '18-19, CREW XP 1000 '19

#### HARD COAT POLY WINDSHIELD WIPER & WASHER SYSTEM MOUNTING BRACKET

» 2207624 • \$74<sup>99</sup>

REQUIRED TO USE WIPER ON 2883266 OR 2883300

#### MULTI-FUNCTION CAB LIGHT



- LED dome light provide, white, red, green and blue lighting options
- Battery-operated and recharges when the vehicle is on
- Can be removed to use as a flashlight in and around your vehicle



Red light is great for reading maps

Green light is perfect for navigating in the dark

Blue light is ideal for night riding



» 2882871 • \$134<sup>99</sup>

XP 1000 '18-19, CREW XP 1000 '19

#### HORN



» 2882764 • \$89<sup>99</sup>

XP 1000 '18-19, CREW XP 1000 '19

#### REVERSE WARNING ALERT

» 2883246 • \$74<sup>99</sup>

XP 1000 '18-19, CREW XP 1000 '19

#### WORK BEACON LED LIGHT

- 50' of illumination 360° around your vehicle
- Ideal for plowing, hunting and nighttime utility work
- Break-away construction protects the light in areas with tight clearance
- Mounted to the vehicle on the rear of the ROPS
- Easily hinge the light up during use and hinge it down when in transit

» 2883265 • \$309<sup>99</sup>


XP 1000 '18-19, CREW XP 1000 '19  
Items Required for Installation:  
Polaris PULSE® Wiring Harness - 1 LED Light Bar (2883230)

#### LARGE REAR VIEW MIRROR

TOP SELLER

» 2879869 • \$89<sup>99</sup>

XP 1000 '17-19, CREW XP 1000 '17-19



#### WIDE ANGLE REAR VIEW MIRROR

- Large 2.5" x 14" adjustable convex mirrored surface gives you a full-spectrum view

» 2881439 • \$179<sup>99</sup>

XP 1000 '17-19, CREW XP 1000 '17-19




#### POLARIS® REMOTE GARAGE DOOR OPENER BY HOMELINK®

- HomeLink® technology allows you to control up to two garage doors

» 2882082 • \$209<sup>99</sup>

CREW XP 1000 '17


⚠ Requires Battery Connection Cable 2879685



With Polaris PULSE™ it's easy to add all your electrical accessories. See p. 26 to learn more.

## EASILY ADD ELECTRICAL ACCESSORIES

ADD **XP 1000** ELECTRICAL SYSTEM ACCESSORIES IN 4 EASY STEPS



Polaris PULSE™ is a revolutionary way to provide additional power locations on your vehicle, and makes adding electrical accessories a snap. Electrical accessories, such as dome lights or audio are easier to install on the roof, with designated routing areas and easy plug and play connections. Look for **PULSE** to identify Polaris PULSE™ ready accessories.

**2018-19 RANGER XP 1000 & 2019 RANGER CREW XP 1000**

### STEP 1

CHOOSE A POLARIS PULSE™ READY ROOF	3-SEAT	CREW
Premium Roof - Poly - Polaris® Pursuit® Camo	2882913 \$929 <sup>99</sup>	2883277 \$1,599 <sup>99</sup>
Premium Roof - Poly - Black	2882912 \$699 <sup>99</sup>	
Sport Roof - Poly - Black	2882911 \$429 <sup>99</sup>	2883274 \$709 <sup>99</sup>

### STEP 2

ADD THE POLARIS PULSE™ ROOF 6	3-SEAT	CREW
Polaris PULSE™ Roof 6	2882904 \$124 <sup>99</sup>	2882904 \$124 <sup>99</sup>

### STEP 3 ADD ACCESSORIES

POWER WINDOW DOORS	3-SEAT	CREW
Power Window Doors - Poly - Black	2882562 \$3,989 <sup>99</sup>	2882562 \$3,989 <sup>99</sup>
Polaris PULSE™ Wiring Harness - Crew Extension		2883231 \$30 <sup>99</sup>

WINDSHIELD WIPER & WASHER SYSTEM	3-SEAT	CREW
Windshield Wiper & Washer System	2882754 \$669 <sup>99</sup>	2882754 \$669 <sup>99</sup>
Polaris PULSE™ Wiring Harness - Crew Extension		2883231 \$30 <sup>99</sup>

AUDIO: VISOR AUDIO + REAR SPEAKERS	3-SEAT	CREW
Bluetooth®, Apple® Control, AM/FM Visor Stereo & 4 x 6.5" Speakers by MB Quart®	2882888 \$1,069 <sup>99</sup>	2882888 \$1,069 <sup>99</sup>
2 x 6.5" 2-Way Rear Roof Speakers by MB Quart®	2882876 \$269 <sup>99</sup>	2882876 \$269 <sup>99</sup>
Polaris PULSE™ Wiring Harness - Crew Extension		2883231 \$30 <sup>99</sup>

AUDIO: DASH RADIO & VISOR SPEAKERS	3-SEAT	CREW
Bluetooth®, Apple® Control, AM/FM Dash Stereo & 2 x 5.25" Speakers by MB Quart®	2882750 \$809 <sup>99</sup>	2882750 \$809 <sup>99</sup>
4 x 6.5" 2-Way Visor Speakers by MB Quart®	2882891 \$809 <sup>99</sup>	2882891 \$809 <sup>99</sup>
Polaris PULSE™ Wiring Harness - Crew Extension		2883231 \$30 <sup>99</sup>

MULTI-FUNCTION DOME LIGHT	3-SEAT	CREW
Multi-Function Cab Light (Front) †	2882871 \$134 <sup>99</sup>	2882871 \$134 <sup>99</sup>
Polaris PULSE™ Wiring Harness - Crew Extension		2883231 \$30 <sup>99</sup>

†To add a Multi-Function Dome light for rear passengers, simply add an additional 2882871

### STEP 4

CONCEAL WIRING FOR A FINISHED, COMFORTABLE LOOK	3-SEAT	CREW
Premium Roof Liner	2882914 \$269 <sup>99</sup>	2883457 \$339 <sup>99</sup>

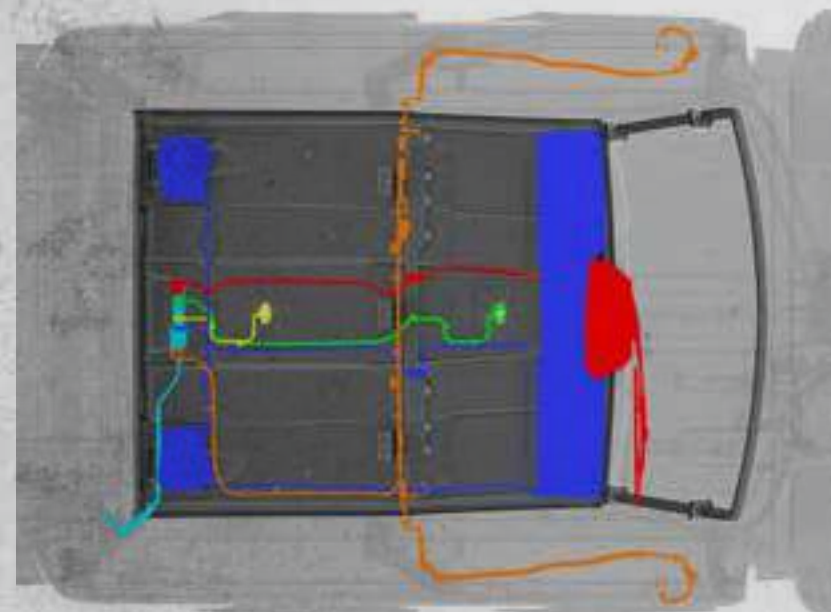
#### POLARIS PULSE™ UNDERHOOD BUS BAR



THE FOLLOWING ACCESSORIES EASILY PLUG INTO THE FACTORY INSTALLED POLARIS PULSE™ UNDER THE HOOD:

8-Vent Heater & Defrost System, Heated Seats	P. 24
Bluetooth®, Apple® Control, AM/FM Dash Stereo & 2 x 5.25" Speakers by MB Quart®	P. 29
Horn	P. 25
Plow Controller	P. 57
Light Bars	P. 64

#### POLARIS PULSE™ READY ROOF WIRING EXAMPLE



CREW XP 1000 POLARIS PULSE™ WIRING SHOWN

#### EASILY ADD LIGHTING WITH POLARIS PULSE™



With Polaris Pulse™ it's easy to add Rigid® and Pro Armor® lighting to your RANGER®, all LED Light bars listed on pages 64-65 are Polaris Pulse™ ready, making installation that much easier.

#### POLARIS PULSE™ LIGHT BAR WIRING LOCATIONS

- FRONT BUMPER
- ROOF - FRONT MOUNTED
- ROOF - REAR MOUNTED
- \*CREW ROOF - REAR MOUNTED (REQUIRES EXTENSION)

#### 1 LIGHT WITH 1 SWITCH

- Polaris PULSE™ Wiring Harness - 1 LED Light Bar • 2883230 • \$114<sup>99</sup>

#### 2 LIGHTS WITH 1 SWITCH

- Polaris PULSE™ Wiring Harness - 1 LED Light Bar • 2883230 • \$114<sup>99</sup>
- Y-Harness • 2879860 • \$23<sup>99</sup>

#### 2 LIGHTS WITH 2 SWITCHES

- Polaris PULSE™ Wiring Harness - 1 LED Light Bar • 2883230 • \$114<sup>99</sup>
- Polaris PULSE™ Wiring Harness - 1 LED Light Bar • 2883230 • \$114<sup>99</sup>

#### EXTENSIONS FOR CREW

- Polaris PULSE™ Wiring Harness - 1 LED Light Bar - Crew Extension • 2883231 • \$30<sup>99</sup>

3-SEAT & CREW

XP 1000

ROOFS

GLASS WINDSHIELDS & REAR PANELS

POLY WINDSHIELDS & REAR PANELS

DOORS

CAB COMFORT

AUDIO

STORAGE & PROTECTION

# OFF-ROAD GRADE AUDIO

When you research audio solutions for Polaris® RANGER®, you'll see manufacturers bragging about how their audio equipment is "Marine Grade". Or worse yet, you'll discover for yourself that they are repackaged components built for automotive applications. MB Quart®, combined with Polaris®, engineers Off-Road Grade Audio equipment that's proven to deliver the loudest, crispest sound in the harshest conditions. Rain, snow, mud, heat, cold, dust – **ANY PLACE YOUR RANGER® EXCELS, SO WILL YOUR AUDIO.**



RAIN

SNOW

MUD

SAND

3-SEAT & CREW

XP 1000

ROOFS

GLASS WINDSHIELDS & REAR PANELS

POLY WINDSHIELDS & REAR PANELS

DOORS

CAB COMFORT

AUDIO

STORAGE & PROTECTION



## OFF-ROAD GRADE AUDIO


# MBQUART®

**BUILD YOUR SYSTEM**

**1 SELECT YOUR HEAD UNIT** p. 31

**2 CHOOSE YOUR SPEAKERS** p. 31

**3 FIND YOUR SYSTEM** p. 32-33



## HEAD UNITS WITH SPEAKERS

These solutions get you well on your way to hitting the trails with your favorite tunes. Each features head units, allowing you to control audio delivery. Both the Dash Stereo and Visor Stereo are all-in-one solutions that can serve as the base and expanded system with more speakers.



### BLUETOOTH®, APPLE® CONTROL, AM/FM DASH STEREO & 2 X 5.25" SPEAKERS BY MB QUART®

- All-in-one solution for giving your vehicle a performance-ready sound system
- AM/FM tuner with external antenna for reliable reception
- Powerful 45-watt x 4 channel amplifier
- Two off-road grade 5.25" speakers
- USB input and Bluetooth® compatible for wireless streaming
- System mounts into pre-designated mounting locations in the vehicle dash
- Easily add on other components to customize system

» 2882750 • \$809<sup>99</sup>  
XP 1000 '18-19, CREW XP 1000 '19

» 2882030 • \$809<sup>99</sup>  
CREW XP 1000 '17-18  
▲ Requires Battery Connection Cable



### BLUETOOTH®, APPLE® CONTROL, AM/FM VISOR STEREO & 4 X 6.5" SPEAKERS BY MB QUART®

- One-step audio solution for your off-road vehicle audio system
- AM/FM/USB/Bluetooth® stereo with external antenna for reliable reception
- Integrated 300-watt amplifier
- Four 6.5" off-road grade coaxial speakers with .75" titanium dome tweeters
- Remote mount USB/3.5mm input plug for a dash panel
- Includes all of the necessary mounting hardware and new plug for wiring

» 2882888 • \$1,069<sup>99</sup>  
XP 1000 '18-19, CREW XP 1000 '19

## ADD-ON SPEAKERS

Your RANGER® is ready for work, but is it ready to entertain? From a simple two-speaker setup to a complete system – BUILD IT YOUR WAY.



### 2 X 6.5" 2-WAY REAR ROOF SPEAKERS BY MB QUART®

- Enhance any audio system in your RANGER®
- Two 6.5" off-road grade coaxial speakers with .75" titanium dome tweeters
- Installs in the rear corners of the roof with simple hand tools
- Connects to either the Dash Audio Kit or the Premium Audio Visor

» 2882876 • \$269<sup>99</sup>  
XP 1000 '18-19, CREW XP 1000 '19



### 2 X 6.5" 2-WAY DOOR SPEAKERS BY MB QUART®

- Uncompromising sound quality & performance
- Two 6.5" off-road grade coaxial speakers with .75" titanium dome tweeters
- IPX67 rated
- Kit includes mounting hardware/harness and installs in minutes using simple hand tools

» 2882889 • \$269<sup>99</sup>  
XP 1000 '18-19, CREW XP 1000 '19



### 4 X 6.5" 2-WAY VISOR SPEAKERS BY MB QUART®

- Integrated 300-watt amplifier
- Four 6.5" off-road grade coaxial speakers with .75" titanium dome tweeters
- Installs easily under the RANGER® roof using simple hand tools
- 6 switch blanks offer convenient locations for additional switched accessories

» 2882891 • \$809<sup>99</sup>  
XP 1000 '18-19, CREW XP 1000 '19











### BLUETOOTH®, APPLE® CONTROL, AM/FM DASH STEREO AMPLIFIER BY MB QUART®

- This add-on amplifier is used when adding additional speakers. See charts on following page for when necessary





» 2883408 • \$249<sup>99</sup>  
XP 1000 '18-19, CREW XP 1000 '19

## HEAD UNIT DASH STEREO & SPEAKERS

## AUDIO SYSTEMS

LOUDEST														LOUD	
<b>ROOF + DOOR + VISOR SPEAKERS</b>		<b>DOOR + VISOR SPEAKERS</b>		<b>REAR ROOF + VISOR SPEAKERS</b>		<b>VISOR SPEAKERS</b>		<b>REAR ROOF + DOOR SPEAKERS</b>		<b>REAR ROOF SPEAKERS</b>		<b>DOOR SPEAKERS</b>		<b>DASH STEREO + SPEAKERS</b>	
															
<b>10 SPEAKERS</b>		<b>8 SPEAKERS</b>		<b>8 SPEAKERS</b>		<b>6 SPEAKERS</b>		<b>6 SPEAKERS</b>		<b>6 SPEAKERS</b>		<b>4 SPEAKERS</b>		<b>2 SPEAKERS</b>	
<b>HEAD UNIT</b>		<b>HEAD UNIT</b>		<b>HEAD UNIT</b>		<b>HEAD UNIT</b>		<b>HEAD UNIT</b>		<b>HEAD UNIT</b>		<b>HEAD UNIT</b>		<b>HEAD UNIT</b>	
2882750 Dash Stereo \$809 <sup>99</sup>		2882750 Dash Stereo \$809 <sup>99</sup>		2882750 Dash Stereo \$809 <sup>99</sup>		2882750 Dash Stereo \$809 <sup>99</sup>		2882750 Dash Stereo \$809 <sup>99</sup>		2882750 Dash Stereo \$809 <sup>99</sup>		2882750 Dash Stereo \$809 <sup>99</sup>		2882750 Dash Stereo \$809 <sup>99</sup>	
<b>SPEAKERS</b>		<b>SPEAKERS</b>		<b>SPEAKERS</b>		<b>SPEAKERS</b>		<b>SPEAKERS</b>		<b>SPEAKERS</b>		<b>SPEAKERS</b>		<b>SPEAKERS</b>	
2882876 Rear Roof Speakers* \$269 <sup>99</sup> 2882889 Door Speakers** \$269 <sup>99</sup> 2882891 Visor Speakers \$809 <sup>99</sup>		2882889 Door Speakers** \$269 <sup>99</sup> 2882891 Visor Speakers \$809 <sup>99</sup>		2882876 Rear Roof Speakers* \$269 <sup>99</sup> 2882891 Visor Speakers \$809 <sup>99</sup>		2882891 Visor Speakers \$809 <sup>99</sup>		2882876 Rear Roof Speakers* \$269 <sup>99</sup> 2882889 Door Speakers** \$269 <sup>99</sup>		2882876 Rear Roof Speakers* \$269 <sup>99</sup>		2882889 Door Speakers** \$269 <sup>99</sup>		2882889 Door Speakers** \$269 <sup>99</sup>	
<b>HARNESSES</b>		<b>HARNESSES</b>		<b>HARNESSES</b>		<b>HARNESSES</b>		<b>HARNESSES</b>		<b>HARNESSES</b>		<b>HARNESSES</b>		<b>HARNESSES</b>	
2882904 Polaris PULSE® Roof 6* \$124 <sup>99</sup>		2882904 Polaris PULSE® Roof 6* \$124 <sup>99</sup>		2882904 Polaris PULSE® Roof 6* \$124 <sup>99</sup>		2882904 Polaris PULSE® Roof 6* \$124 <sup>99</sup>		2882904 Polaris PULSE® Roof 6* \$124 <sup>99</sup>		None Required		None Required		None Required	
<b>TOTAL:</b>		<b>TOTAL:</b>		<b>TOTAL:</b>		<b>TOTAL:</b>		<b>TOTAL:</b>		<b>TOTAL:</b>		<b>TOTAL:</b>		<b>TOTAL:</b>	
3-SEAT \$2,284 <sup>99</sup> CREW*** \$2,315 <sup>99</sup>		3-SEAT \$2,014 <sup>99</sup> CREW*** \$2,045 <sup>99</sup>		3-SEAT \$2,014 <sup>99</sup> CREW*** \$2,045 <sup>99</sup>		3-SEAT \$1,744 <sup>99</sup> CREW*** \$1,775 <sup>99</sup>		3-SEAT \$1,599 <sup>99</sup> CREW \$1,630 <sup>99</sup>		3-SEAT \$1,079 <sup>99</sup> CREW \$1,079 <sup>99</sup>		3-SEAT \$1,079 <sup>99</sup> CREW \$1,079 <sup>99</sup>		3-SEAT \$809 <sup>99</sup> CREW \$809 <sup>99</sup>	
XP 1000 '18-19, CREW XP 1000 '19		XP 1000 '18-19, CREW XP 1000 '19		XP 1000 '18-19, CREW XP 1000 '19		XP 1000 '18-19, CREW XP 1000 '19		XP 1000 '18-19, CREW XP 1000 '19		XP 1000 '18-19, CREW XP 1000 '19		XP 1000 '18-19, CREW XP 1000 '19		XP 1000 '18-19, CREW XP 1000 '19	

## HEAD UNIT VISOR STEREO

LOUDEST								LOUD	
<b>REAR ROOF + DOOR SPEAKERS</b>		<b>REAR ROOF SPEAKERS</b>		<b>DOOR SPEAKERS</b>		<b>VISOR STEREO</b>			
									
<b>8 SPEAKERS</b>		<b>6 SPEAKERS</b>		<b>6 SPEAKERS</b>		<b>4 SPEAKERS</b>			
<b>HEAD UNIT</b>		<b>HEAD UNIT</b>		<b>HEAD UNIT</b>		<b>HEAD UNIT</b>			
2882888 Visor Stereo \$1,069 <sup>99</sup>		2882888 Visor Stereo \$1,069 <sup>99</sup>		2882888 Visor Stereo \$1,069 <sup>99</sup>		2882888 Visor Stereo \$1,069 <sup>99</sup>			
<b>SPEAKERS</b>		<b>SPEAKERS</b>		<b>SPEAKERS</b>		<b>SPEAKERS</b>			
2882876 Rear Roof Speakers* \$269 <sup>99</sup> 2882889 Door Speakers** \$269 <sup>99</sup>		2882876 Rear Roof Speakers* \$269 <sup>99</sup>		2882889 Door Speakers** \$269 <sup>99</sup>		2882889 Door Speakers** \$269 <sup>99</sup>			
<b>HARNESSES</b>		<b>HARNESSES</b>		<b>HARNESSES</b>		<b>HARNESSES</b>			
2882904 Polaris PULSE® Roof 6* \$124 <sup>99</sup>		2882904 Polaris PULSE® Roof 6* \$124 <sup>99</sup>		2882904 Polaris PULSE® Roof 6* \$124 <sup>99</sup>		2882904 Polaris PULSE® Roof 6* \$124 <sup>99</sup>			
<b>TOTAL:</b>		<b>TOTAL:</b>		<b>TOTAL:</b>		<b>TOTAL:</b>			
3-SEAT \$1,734 <sup>99</sup> CREW*** \$1,765 <sup>99</sup>		3-SEAT \$1,464 <sup>99</sup> CREW*** \$1,495 <sup>99</sup>		3-SEAT \$1,464 <sup>99</sup> CREW*** \$1,495 <sup>99</sup>		3-SEAT \$1,194 <sup>99</sup> CREW*** \$1,225 <sup>99</sup>			
XP 1000 '18-19, CREW XP 1000 '19		XP 1000 '18-19, CREW XP 1000 '19		XP 1000 '18-19, CREW XP 1000 '19		XP 1000 '18-19, CREW XP 1000 '19			



XP 1000 '18-19, CREW XP 1000 '19  
 \* POLARIS PULSE® READY ROOF REQUIRED - 3-SEAT: 2882911, 2882912 OR 2882913; CREW: 2883277 OR 2883274 AND POLARIS PULSE® CREW EXTENSION 2893231  
 \*\* REQUIRES DOORS: 2882562, 2882561 OR 2882559  
 \*\*\* TOTAL INCLUDES REQUIRED ITEM: 2883231 POLARIS PULSE® CREW EXTENSION \$30.99

## HUNT



View this RANGER® & make it your own  
[POLARIS.COM/RANGERhunt900](https://www.polaris.com/RANGERhunt900)

RANGER XP® 900 EPS  
Military Tan

## WORK



View this RANGER® & make it your own  
[POLARIS.COM/RANGERwork900](https://www.polaris.com/RANGERwork900)

RANGER CREW® XP 900 EPS  
Turbo Silver

# RANGER XP® 900 MAKE IT YOURS.

**WORK HARD AND GET IT DONE** with Polaris Engineered Accessories™ for your RANGER. Start with the ultimate in all-season performance and comfort with the best cab components in the industry. Then add in lighting, wheels, tires, a winch, Glacier® plows and more. Find everything you need to outfit your trusted partner for the task at hand.

# MAKE IT YOURS.

## RANCH



View this RANGER® & make it your own  
[POLARIS.COM/RANGERranch900](https://www.polaris.com/RANGERranch900)

RANGER XP® 900 EPS  
Sage Green

## TRAIL



View this RANGER® & make it your own  
[POLARIS.COM/RANGERtrail900](https://www.polaris.com/RANGERtrail900)

RANGER XP® 900 EPS  
Orange Madness

## RANGER XP® 900 BUILD THE RIGHT TOOL FOR THE JOB.

### CAB COMFORT WITH THE RANGER PRO SHIELD™ CAB SYSTEM

- Roof Pg 36
- Windshield Pg 38
- Rear Panel Pg 39
- Doors Pg 42
- Cab Comfort Pg 44
- Off-Road Grade Audio Pg 45

### MAKE WORK EASIER WITH THE RIGHT TOOLS FOR THE JOB

- Polaris® Winches Pg 54
- Rigid® & Pro Armor® Lighting Pg 64
- Kolpin® & Polaris® Hunting Acces. Pg 76
- Cargo Bed Storage Options Pg 48
- GLACIER® Plow Systems Pg 58
- Pro Armor® Wheels & Tires Pg 66

### THE RIGHT STUFF TO MAINTAIN YOUR RANGER®

- Oil & Lubricants Pg 94
- Maintenance Parts Pg 96

### EVERYTHING YOU NEED TO GEAR UP FOR THE RIDE

- Apparel & Helmets Pg 108



**BUILD YOUR OWN RANGER.®**  
[POLARIS.COM/RANGER](https://www.polaris.com/RANGER)

## OVERHEAD PROTECTION

TO SHIELD AGAINST DRIVING RAIN OR THE BLISTERING SUN, a roof is the first must-have of the Polaris Engineered™ cab components. Choose from poly, steel or canvas, and get on your way with protective peace of mind.

### POLY

Lightweight, durable and impact-resistant. A poly roof can take the abuse of a tough trail and still protect.

### ROOF LINERS

Get a touch of premium comfort, reduce cab noise and hide wiring. Roof liners are included with all premium poly roofs.

### STEEL

For the ultimate in strength and protection.

### CANVAS

Lightweight and easy to clean. Canvas roofs install simply and store easily.

#### PREMIUM ROOF - POLY

- » POLARIS® PURSUIT® CAMO • 2882913 • **\$929<sup>99</sup>**
- » BLACK • 2882912 • **\$699<sup>99</sup>**  
XP 900 '13-19, DIESEL '15-18  
\* INCLUDES ROOF LINER

#### SPORT ROOF - POLY TOP SELLER

- » BLACK • 2882911 • **\$429<sup>99</sup>**  
XP 900 '13-19, DIESEL '15-18

#### PREMIUM ROOF LINER

- » 2882914 • **\$269<sup>99</sup>**  
XP 900 '13-19, DIESEL '15-18  
\* WORKS WITH 2882911, 2882912, 2882913

#### HD ROOF - STEEL

- » 2879881 • **\$929<sup>99</sup>**  
XP 900 '13-19, DIESEL '15-18  
\* ROOF LINER INCLUDED

#### LIGHTWEIGHT ROOF - CANVAS

- » 2879039 • **\$339<sup>99</sup>**  
XP 900 '13-19, DIESEL '15-18

#### PREMIUM ROOF CREW - POLY NEW

- » POLARIS® PURSUIT® CAMO • 2883277 • **\$1,599<sup>99</sup>**  
CREW XP 900 '14-19, CREW DIESEL '15-18  
\* ROOF LINER INCLUDED WITH CAMO

#### SPORT ROOF CREW - POLY NEW TOP SELLER

- » BLACK • 2883274 • **\$709<sup>99</sup>**  
CREW XP 900 '14-19, CREW DIESEL '15-18

#### PREMIUM ROOF CREW LINER NEW

- » 2883457 • **\$339<sup>99</sup>**  
CREW XP 900 '14-19, CREW DIESEL '15-18

#### HD ROOF CREW - STEEL

- » 2880334 • **\$1,209<sup>99</sup>**  
CREW XP 900 '14-18, CREW DIESEL '15-18

#### LIGHTWEIGHT ROOF CREW - CANVAS

- » 2879898 • **\$539<sup>99</sup>**  
CREW XP 900 '14-19, CREW DIESEL '15-18

### POLARIS ENGINEERED™ ADVANTAGES



#### SEALED COVERAGE

Just as roof shingles overlap for seamless coverage, roofs extend over other cab components to add even more protection against the elements, delivering the best fit - and the best seal.



#### KEEP MOISTURE MOVING

Keep precipitation moving with integrated roof water channels that direct water away from the cab even when you're stationary.



#### PREMIUM FINISH & QUIETER RIDE

Roof liners provide a clean look by hiding wiring, and absorb noise for a quieter ride.




#### REVOLUTIONARY INSTALLATION

Roofs install directly into mounting points in the cab frame.

## ULTIMATE CLARITY WITH GLASS

FOR THE ULTIMATE IN SCRATCH RESISTANCE AND CLARITY, nothing beats glass. It has the most optical clarity of any windshield material, so you can keep riding regardless of the weather. Reduce the dust swirl from the windshield and roof by adding a rear panel to keep the cab clean and comfortable.



### TEMPERED SAFETY GLASS

For the ultimate in scratch resistance, tempered safety glass is the top choice. Optically, it is the clearest glass available, and because it is tempered, it's shatterproof.



POLARIS ENGINEERED™ ADVANTAGES



### AIRTIGHT GASKET SEAL

RANGER® windshields feature a 360° gasket seal, preventing moisture and dust from entering the cab.

## WINDSHIELDS

3-Position Adjustable  
Open  
Venting  
Closed



### TIP-OUT WINDSHIELD - GLASS TOP SELLER

- Offers 3 positions—open, closed and vented
- Tip-out design allows for partial venting or open-air freedom
- Gas shocks assist in easy opening and closing
- 360° gasket for reliable protection and comfort
- Automotive-style curved glass and vented
- Scratch-resistant safety glass
- Improved interior sound dampening and optimized visibility
- Bolt-on design installs directly on the cab frame
- Designated mounting locations

» 2882189 • \$1,599 <sup>99</sup>

XP 900 '14-19, CREW XP 900 '14-19, DIESEL '15-18, CREW DIESEL '15-18



ADD ALL-WEATHER VISIBILITY  
WINDSHIELD WIPER & WASHER SYSTEM  
P. 44



### LOCK & RIDE FULL WINDSHIELD - GLASS TOP SELLER

- Provides the highest level of scratch resistance

» 2882191 • \$929 <sup>99</sup>

XP 900 '13-19, CREW XP 900 '14-19, DIESEL '15-18, CREW DIESEL '15-18

## REAR PANELS



**REDUCE IN-CAB DUST SWIRL BY ADDING A REAR PANEL**  
With a windshield and roof installed, turbulent air develops behind the cab. Add a rear panel to reduce dust intrusion from this swirl.



### LOCK & RIDE REAR PANEL - SLIDING GLASS

- Sliding window provides ventilation, cab comfort and access to cargo in rear box

» 2879015 • \$929 <sup>99</sup>

XP 900 '13-19, CREW XP 900 '14-19, DIESEL '15-18, CREW DIESEL '15-18



### LOCK & RIDE REAR PANEL - GLASS TOP SELLER

» 2879013 • \$509 <sup>99</sup>

XP 900 '13-19, CREW XP 900 '14-19, DIESEL '15-18, CREW DIESEL '15-18



### MULTI-FUNCTION FEATURES

Venting options are useful for controlling airflow into the cab. This allows you to regulate the temperature inside. A low-profile exterior framework on the windshields gives an unobstructed field of vision.



### REVOLUTIONARY INSTALLATION

Every Lock & Ride® windshield utilizes a unique clamp that secures your windshield with the perfect amount of hold for rough trail conditions, yet still allows for easy, tool-less removal.

3-SEAT & CREW  
XP 900

ROOFS

GLASS WINDSHIELDS & REAR PANELS

POLY WINDSHIELDS & REAR PANELS

DOORS

CAB COMFORT

AUDIO

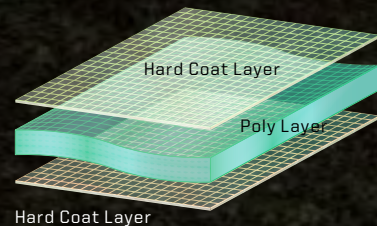
STORAGE & PROTECTION

## DURABLE POLY PROTECTION

**LIGHT AND FLEXIBLE**, poly is impact-resistant, providing long-term value and protection. Whether you choose hard coat or general poly, you can hit the trail or job site with confidence, protection, and durability.

### HARD COAT POLY

Poly windshields covered by hard coat provide **30x MORE** scratch resistance than any standard poly windshields.



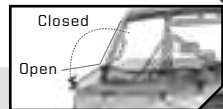
POLARIS ENGINEERED™  
ADVANTAGES



### AIRTIGHT GASKET SEAL

RANGER® windshields feature a 360° gasket seal, preventing moisture and dust from entering the cab.

## WINDSHIELDS



### FLIP-DOWN WINDSHIELD - HARD COAT POLY

- Two venting options: fully sealed, flip-down or remove upper half for some protection with maximum ventilation

» 2881919 • \$609<sup>99</sup>

XP 900 '13-19, CREW XP 900 '14-19, DIESEL '15-18, CREW DIESEL '15-18

LOCK & RIDE

### FULL WINDSHIELD VENTED - HARD COAT POLY

- Frameless design for maximum visibility
- Added vents for airflow on a hot day or defrosting on a cold day

» 2883266 • \$739<sup>99</sup>

XP 900 '13-19, CREW XP 900 '14-19, DIESEL '15-18, CREW DIESEL '15-18

LOCK & RIDE

### FULL WINDSHIELD - HARD COAT POLY

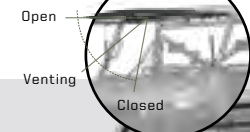
TOP SELLER

- Frameless design for maximum visibility

» 2883300 • \$669<sup>99</sup>

XP 900 '13-19, CREW XP 900 '14-19, DIESEL '15-18, CREW DIESEL '15-18

3-Position Adjustable



ADD ALL-WEATHER VISIBILITY  
WINDSHIELD WIPER  
& WASHER SYSTEM  
P. 40

### WIPER & WASHER SYSTEM MOUNTING BRACKET

» 2207624 • \$74<sup>99</sup>

### TIP-OUT WINDSHIELD - POLY

- 3-position adjustable to control cab airflow
- New improved handle

» 2880091 • \$1,209<sup>99</sup>

XP 900 '13-19, CREW XP 900 '14-19, DIESEL '15-18, CREW DIESEL '15-18

LOCK & RIDE

### FULL WINDSHIELD - POLY

- Frameless design for maximum visibility

» 2883278 • \$539<sup>99</sup>

XP 900 '13-19, CREW XP 900 '14-19, DIESEL '15-18, CREW DIESEL '15-18

LOCK & RIDE

### HALF WINDSHIELD - POLY

- Deflects air flow from straight on, but still provides air flow in the cab

» 2879135 • \$269<sup>99</sup>

XP 900 '13-19, CREW XP 900 '14-19, DIESEL '15-18, CREW DIESEL '15-18

## REAR PANELS

### REDUCE IN-CAB DUST SWIRL BY ADDING A REAR PANEL

With a windshield and roof installed, turbulent air develops behind the cab. Add a rear panel to reduce dust intrusion from this swirl.



LOCK & RIDE

### REAR PANEL - POLY POLARIS® PURSUIT® CAMO

NEW

- Strong, thick polycarbonate provides outstanding impact and scratch resistance
- Installs in contours of cab frame with 360° gasketing for outstanding protection, comfort, fit and finish

» 2883774 • \$539<sup>99</sup>

XP 900 '13-19, CREW XP 900 '14-19, DIESEL '15-18, CREW DIESEL '15-18



LOCK & RIDE

### REAR PANEL - POLY CLEAR

NEW

TOP SELLER

- Strong, thick polycarbonate provides outstanding impact and scratch resistance
- Installs in contours of cab frame with 360° gasketing for outstanding protection, comfort, fit and finish

» 2883773 • \$469<sup>99</sup>

XP 900 '13-19, CREW XP 900 '14-19, DIESEL '15-18, CREW DIESEL '15-18



LOCK & RIDE

### REAR PANEL - CANVAS/POLY

- Heavy-duty cinch-tight buckles for a snug, secure fit
- Panel installs easily into integrated mounting locations

» 2879040 • \$269<sup>99</sup>

XP 900 '13-19, CREW XP 900 '14-19, DIESEL '15-18, CREW DIESEL '15-18

### VENTING OPTIONS

Venting options are useful for controlling airflow into the cab. This allows you to regulate the temperature inside.



### REVOLUTIONARY INSTALLATION

Every Lock & Ride® windshield utilizes a unique clamp that secures your windshield with the perfect amount of hold for rough trail conditions, yet still allows for easy, tool-less removal.



## GET UNMATCHED PERFORMANCE

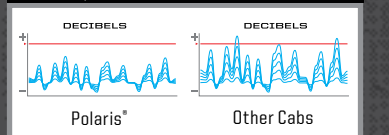
with the RANGER Cab System door line.

POLARIS ENGINEERED™ ADVANTAGES



**PREMIUM FEATURES**  
Premium finish, solid latches, storage and more.

**QUIETER AT IDLE**



**SOUND DAMPENING DOOR LINERS**

Select doors come standard with sound-absorbing liners to help reduce in-cab noise.



**UNPRECEDENTED VENTILATION OPTIONS**

Choose from multiple window options –including power, hinged and zipper windows. This allows you to find the perfect amount of ventilation and temperature regulation.



**REVOLUTIONARY INSTALLATION**

Adding or removing your doors is as simple as dropping them in and pulling them off. Easy, convenient, and takes only seconds to remove the restraint rubber strap.

**PREMIUM POLY DOORS**

**POLY DOORS**

**CANVAS DOORS**

**STEEL DOORS**

**POWER WINDOW**

- The ultimate door offering power windows with switches mounted on the dash.

**HINGED & FIXED WINDOW**

- A premium, door offering hinged windows for airflow adjustment in the cab.
- Front Windows feature Glass

**RANGER® CLEARVIEW**

- Deliver nearly uninterrupted visibility and maximum ambient lighting inside the cab
- Clear poly shell extends from the bottom of the door until the upper-hinged glass window

**POLY REAR DOOR LINERS**

- Add comfort, a finished look, reduce interior cab noise.

**ZIP WINDOW**

- Lightweight, durable protection with adjustable zipper ventilation and see-through bottom panel.

**HALF DOORS**

- Keep the trail debris out while maintaining great airflow into the cab.
- Heavy-duty steel frame with slam latch fits perfectly to the chassis.



Power Window Doors - Poly - Black  
2880503 | \$3,549<sup>99</sup>

⚠ Requires Battery Connection Cable  
DOES NOT FIT HVAC MODELS  
DOES NOT FIT CREW MODELS



Hinged Window Doors - Poly - Black  
2881253 | \$3,269<sup>99</sup>

Hinged Window Doors - Poly - Polaris® Pursuit® Camo  
2881460 | \$4,349<sup>99</sup>



RANGER® ClearView Doors  
2882188 | \$2,709<sup>99</sup>



Zip Window Doors - Canvas - Black  
2878853 | \$1,229<sup>99</sup>

Zip Window Doors - Canvas - Polaris® Pursuit® Camo  
2882195 | \$1,509<sup>99</sup>



Half Doors - Steel - Black  
2879797 | \$1,099<sup>99</sup>



Fixed Window Doors - Rear - Poly  
2879641 | \$2,450<sup>99</sup>

Fixed Window Doors - Rear - Poly - Polaris® Pursuit® Camo  
2880641 | \$3,679<sup>99</sup>

The Power Window Door is not an available option for the rear, the Fixed Window Door is recommended.



Poly Rear Door Liners  
2882197 | \$349<sup>99</sup>



Zip Window Doors - Rear - Canvas - Black  
2879899 | \$1,229<sup>99</sup>

3-SEAT & CREW

XP 900

ROOFS

GLASS WINDSHIELDS & REAR PANELS

POLY WINDSHIELDS & REAR PANELS

DOORS

CAB COMFORT

AUDIO

STORAGE & PROTECTION





## PERFORMANCE & COMFORT

THE RANGER® 570 FULL-SIZE builds on its legendary reputation for getting the job done. With the industry's most complete lineup of Polaris Engineered Accessories™, it's ready for anything your work demands.

### RANGER 570 FULL-SIZE BUILD THE RIGHT TOOL FOR THE JOB.

3-SEAT & CREW

570 FULL-SIZE

### ROOFS



#### SPORT ROOF TOP SELLER

- Lightweight, rugged polyethylene construction
- Offers protection from sun and rain

» 2877946 • **\$409<sup>99</sup>**  
570 FULL-SIZE '16-19  
» CREW • 2878755 • **\$669<sup>99</sup>**  
CREW 570 FULL-SIZE '16-19

#### BIMINI SOFT TOP

- Tight-fitting canvas soft top with easy on/off design
- Lightweight 600 denier, solution-dyed polyester construction

» 2876963-067 • **\$134<sup>99</sup>**  
570 FULL-SIZE '16-19

### ROOF/REAR PANEL



#### CANVAS ROOF/REAR PANEL

- Constructed from premium, mold-resistant polyester with UV stabilizers
- Durable, heat-sealed vinyl window for crack resistance

» 2883471 • **\$469<sup>99</sup>**  
570 FULL-SIZE '16-19  
» 2877833-067 • **\$739<sup>99</sup>**  
CREW 570 FULL-SIZE '16-19

### DOORS

#### RANGER® CANVAS DOORS

- Constructed from premium, mold-resistant polyester with UV stabilizers
- Durable, heat-sealed vinyl window for crack resistance
- Zip-down windows for adjustable ventilation

» 2876962-067 • **\$619<sup>99</sup>**  
570 FULL-SIZE '16-19



### WINDSHIELDS



#### POLY WINDSHIELD

- Optical-grade, .236"-thick polycarbonate for outstanding protection and visibility

» HARD COAT • 2879489 • **\$669<sup>99</sup>**  
570 FULL-SIZE '16-19, CREW 570 FULL-SIZE '16-19  
» GENERAL PURPOSE • 2876958 • **\$539<sup>99</sup>**  
570 FULL-SIZE '16-19, CREW 570 FULL-SIZE '16-19

#### HALF WINDSHIELD

- Durable, optical-grade .177"-thick polycarbonate for impact-resistance
- Half-height design delivers improved airflow for hot/dusty conditions
- Retains sporty, rugged look

» 2878756 • **\$269<sup>99</sup>**  
570 FULL-SIZE '16-19, CREW 570 FULL-SIZE '16-19

### REAR PANEL



#### POLY REAR PANEL

- Constructed from thick, impact resistant polycarbonate
- Delivers protection from the elements and a quieter ride
- Scratch-resistant for years of clear vision
- Contoured design eliminates perimeter framework for full rearward visibility

» 2878165 • **\$339<sup>99</sup>**  
570 FULL-SIZE '16-19, CREW 570 FULL-SIZE '16-19

### PROTECTION



#### BRUSHGUARDS

- Provides frontal impact resistance and headlight protection
- Durable, scratch-resistant black powdercoated finish
- Can be used with accessory winch or plow system
- Does not interfere with rear cargo drop gate

» FRONT • 2881662 • **\$269<sup>99</sup>**  
570 FULL-SIZE '16-19, CREW 570 FULL-SIZE '16-19

» REAR • 2881661 • **\$209<sup>99</sup>**



#### HORN

» 2875048 • **\$99<sup>99</sup>**  
570 FULL-SIZE '16-19

#### REVERSE BEEPER

» 2880631 • **\$269<sup>99</sup>**  
570 FULL-SIZE '16-19

#### CAB COMFORT WITH THE RANGER® CAB SYSTEM

- Roof
- Roof/Rear Panel
- Windshield
- Rear Panel
- Doors

#### MAKE WORK EASIER WITH THE RIGHT TOOLS FOR THE JOB

- Polaris® Winches Pg 54
- Rigid® & Pro Armor® Lighting Pg 64
- Kolpin® & Polaris® Hunting Acces. Pg 76
- Cargo Bed Storage Options Pg 48
- GLACIER® Plow Systems Pg 58
- Pro Armor® Wheels & Tires Pg 66

#### THE RIGHT STUFF TO MAINTAIN YOUR RANGER®

- Oil & Lubricants Pg 94
- Maintenance Parts Pg 96

#### EVERYTHING YOU NEED TO GEAR UP FOR THE RIDE

- Apparel & Helmets Pg 108



**BUILD YOUR OWN RANGER.®**  
**POLARIS.COM/RANGER**

LOCK & RIDE

ADD STORAGE TO YOUR RANGER® 570 P. 48

# BUILT TO HAUL MORE

## 75+ COMBINATIONS TO MAKE IT YOUR OWN

With a full line of Lock & Ride® accessories, you can haul more and do more. Use the chart below to see what combinations work together.

POLARIS RANGER STORAGE MATRIX XP 1000 XP 900 570 FULL-SIZE	LOCK & RIDE Tip-Down Headache Rack	LOCK & RIDE CargoMax System	LOCK & RIDE Bed Extender/Divider	LOCK & RIDE Storage Box	LOCK & RIDE Bed Rails	LOCK & RIDE Tool Rack	LOCK & RIDE Cargo Bed Enclosure System	LOCK & RIDE Wire Spooler	LOCK & RIDE Chainsaw Mount	LOCK & RIDE 60 Gallon Boomless Utility Sprayer	Gear Vault	Cargo Bed Mat
	2881531	2882177	2882752	2883279	2881532	2881533	2881312	2882157	2879354	2879799	2882353	2881484
LOCK & RIDE Tip-Down Headache Rack 2881531	✓	✓	✓	✓	✓			✓	✓	✓	✓	✓
LOCK & RIDE CargoMax System 2882177	✓	✓		✓ <sup>2</sup>							✓	✓
LOCK & RIDE Bed Extender/ Divider 2882752	✓		✓	✓		✓		✓	✓			✓
LOCK & RIDE Storage Box 2883279	✓	✓ <sup>1</sup>	✓	✓	✓ <sup>1</sup>	✓		✓	✓			✓
LOCK & RIDE Bed Rails 2881532	✓			✓	✓	✓ <sup>3</sup>					✓	✓
LOCK & RIDE Tool Rack 2881533			✓	✓	✓ <sup>3</sup>	✓		✓	✓		✓	✓
LOCK & RIDE Cargo Bed Enclosure System 2881312							✓				✓	✓
LOCK & RIDE Wire Spooler 2882157	✓		✓	✓		✓		✓	✓		✓	✓
LOCK & RIDE Chainsaw Mount 2879354	✓		✓	✓		✓		✓	✓		✓	✓
LOCK & RIDE 60 Gallon Boomless Utility Sprayer 2879799	✓							✓	✓	✓		✓
Gear Vault 2882353	✓	✓			✓	✓	✓	✓	✓		✓	✓
Cargo Bed Mat 2881484	✓	✓	✓	✓	✓	✓	✓	✓	✓	✓		✓


<sup>1</sup> Storage box at front of cargo box if not used with Tip-down Headache Rack

<sup>2</sup> Storage box at front of cargo box

<sup>3</sup> Tool Rack at front of cargo box

### LOCK & RIDE

EXCLUSIVELY ON POLARIS® VEHICLES, LOCK & RIDE® ACCESSORIES LET YOU QUICKLY CHANGE FROM ONE TASK TO ANOTHER WITH HUNDREDS OF OPTIONS.



WITH THE FLIP OF A LEVER, LOCK & RIDE® PLUNGERS USE OUTWARD PRESSURE TO EXPAND FOR A SECURE FIT.



### LOCK & RIDE

#### TIP-DOWN HEADACHE RACK

- Rack tips down for additional storage solutions with space below and multiple tie-down points
- Lightweight and heavy-duty rack protects the cab of your RANGER® and lets you haul even more

» 2881531 • \$469<sup>99</sup>

XP 1000 '17-19, CREW XP 1000 '17-19, XP 900 '13-19, CREW XP 900 '14-19, DIESEL '15-18, CREW DIESEL '15-18, 570 FULL-SIZE '16-19, CREW 570 FULL-SIZE '16-19 (DOES NOT FIT HIGH-LIFTER MODELS)



### LOCK & RIDE

#### CARGOMAX SYSTEM

- Comes standard with a support bar that ties the two sides together for a sturdy cargo hold.
- Designed to attach to the Lock & Ride® Tip-Down Headache Rack for additional support and three-sided containment
- Adjustable utility hooks provide more options for hanging tools, cords or gear

» 2882177 • \$669<sup>99</sup>

XP 1000 '17-19, CREW XP 1000 '17-19, XP 900 '13-19, CREW XP 900 '14-19, DIESEL '15-18, CREW DIESEL '15-18, 570 FULL-SIZE '16-19, CREW 570 FULL-SIZE '16-19



### LOCK & RIDE

#### BED RAILS

- Heavy-duty steel construction with a rugged powder-coat finish
- Features several additional tie-down points for load securing options

» 2881532 • \$169<sup>99</sup>

XP 1000 '17-19, CREW XP 1000 '17-19, XP 900 '13-19, CREW XP 900 '14-19, DIESEL '15-18, CREW DIESEL '15-18, 570 FULL-SIZE '16-19, CREW 570 FULL-SIZE '16-19



### LOCK & RIDE

#### BED EXTENDER/DIVIDER

- Extend or divide the cargo box
- Installs in any location in the box
- Multiple tie-down points available to secure cargo

» 2882752 • \$269<sup>99</sup>

XP 1000 '18-19, CREW XP 1000 '19  
» 2879117 • \$269<sup>99</sup>  
CREW XP 1000 '17-18, XP 900 '13-19, CREW XP 900 '14-19, DIESEL '14-18-18, CREW 570 FULL-SIZE '17-19



#### FRONT HOOD STORAGE RACK

- Front curve helps keep cargo in place when traveling
- Provides additional protection
- Fully integrated pivots to gain under-hood access

» 2882690 • \$469<sup>99</sup>

XP 1000 '18-19, CREW XP 1000 '19  
» 2881459 • \$469<sup>99</sup>  
CREW XP 1000 '17-18, XP 900 '13-19, CREW XP 900 '14-19, DIESEL '15-18, CREW DIESEL '15-18

### LOCK & RIDE QUICKSTRAP

- The Quickest and Most Secure Way to Mount Polaris® Accessories
- Sold as a pair

» 2882187 • \$59<sup>99</sup>

ALL COOLERS, RANGER® CARGO BOXES

### LOCK & RIDE D-RINGS

- The most versatile Lock & Ride® accessory - add as many as you need to secure your cargo with bungee cords or straps

» 2881545 • \$43<sup>99</sup>

ALL RANGER® CARGO BOXES

### NEW 1.5" X 15' 5,500 LB RATCHET STRAP

- Heavy duty webbing
- 5,500 Lb. Maximum Load / 1,833 Lb. Working Load
- 2 Pack

» 2884031 • \$59<sup>99</sup>

### NEW 2" X 20' 10,000 LB RATCHET STRAP

- Heavy duty webbing
- 10,000 Lb. Maximum Load / 3,300 Lb. Working Load
- Floating D-Rings
- Double J-Hooks

» 2884032 • \$43<sup>99</sup>

# THE RIGHT TOOL FOR THE JOB



## TASK-SPECIFIC TOOLS



### LOCK & RIDE TOOL RACK

- Attach on the inside or outside of the cargo bed
- » 2881533 • \$269<sup>99</sup>
- XP 1000 '17-19, CREW XP 1000 '17-19, XP 900 '13-19, CREW XP 900 '14-19, DIESEL '15-18, CREW DIESEL '15-18, 570 FULL-SIZE '16-19, CREW 570 FULL-SIZE '16-19



### LOCK & RIDE SPARE TIRE MOUNT

- Be ready for an unexpected flat with a spare that's conveniently along for the ride
- » 2881529 • \$269<sup>99</sup>
- XP 1000 '17-19, CREW XP 1000 '17-19, XP 900 '13-19, CREW XP 900 '14-19, DIESEL '15-18, CREW DIESEL '15-18, 570 FULL-SIZE '16-19, CREW 570 FULL-SIZE '16-19



### LOCK & RIDE WIRE SPOOLER

- Designed for a variety of wire spool sizes, does not work with barbed wire due to size of spools
- Manual crank or accepts cordless drill
- Mount post for hydraulic or manual fence post driver
- » 2883280 • \$409<sup>99</sup>
- XP 1000 '17-19, CREW XP 1000 '17-19, XP 900 '13-19, CREW XP 900 '14-19, DIESEL '15-18, CREW DIESEL '15-18, 570 FULL-SIZE '16-19, CREW 570 FULL-SIZE '16-19

### LOCK & RIDE CHAINSAW MOUNT

- Can be secured to the outside of the bed wall so your chainsaw is within reach at all times
- » 2879354 • \$179<sup>99</sup>
- XP 1000 '17-19, CREW XP 1000 '17-19, XP 900 '13-19, CREW XP 900 '14-19, DIESEL '15-18, CREW DIESEL '15-18, 570 FULL-SIZE '16-19, CREW 570 FULL-SIZE '16-19



### LOCK & RIDE BOOMLESS UTILITY SPRAYER - 60 GALLON

- » 2879799 • \$1,209<sup>99</sup>
- XP 1000 '17-19, CREW XP 1000 '17-19, XP 900 '13-19, CREW XP 900 '14-19, DIESEL '15-18, CREW DIESEL '15-18, 570 FULL-SIZE '16-19, CREW 570 FULL-SIZE '16-19

## ORGANIZE & PROTECT



### LOCK & RIDE CARGO BED ENCLOSURE SYSTEM

- Haul more with your RANGER and keep your items or gear protected from the elements
- Builds with Lock & Ride anchors so it can store flat when not in use
- Top can be used as a tonneau cover
- » 2881312 • \$1,209<sup>99</sup>
- XP 1000 '17-19, CREW XP 1000 '17-19, XP 900 '13-19, CREW XP 900 '14-19, DIESEL '15-18, CREW DIESEL '15-18, 570 FULL-SIZE '16-19, CREW 570 FULL-SIZE '16-19 (DOES NOT FIT HIGHLIFTER MODELS)



### LOCK & RIDE STORAGE BOX

- Enough room to store all the tools you need to get the job done
- Internal organizational dividers keep gear from rolling around
- Easily detaches from vehicle
- » 2883279 • \$439<sup>99</sup>
- XP 1000 '17-19, CREW XP 1000 '17-19, XP 900 '13-19, CREW XP 900 '14-19, DIESEL '15-18, CREW DIESEL '15-18, 570 FULL-SIZE '16-19, CREW 570 FULL-SIZE '16-19



### RANGER GEAR VAULT

- Designed for a perfect fit in the cargo bed for the Full-Size RANGER, can also be used in other trucks
- Water-resistant design, with two easy-to-pull handles with locking middle handle and two adjustable dividers to meet your hauling needs
- Integrated top depressions allow for an exact fit for the Lock & Ride Dog Kennel, Polaris Northstar Coolers (30 & 60 qt.), 5-gallon buckets and more
- » 2882353 • \$869<sup>99</sup>
- XP 1000 '17-19, CREW XP 1000 '17-19, XP 900 '13-19, CREW XP 900 '14-19, DIESEL '15-18, CREW DIESEL '15-18, 570 FULL-SIZE '16-19, CREW 570 FULL-SIZE '16-19

## BED ESSENTIALS

### CARGO BOX LIFT

- » 2882895 • \$809<sup>99</sup>
- XP 1000 '18-19, CREW XP 1000 '19
- » 2882291 • \$809<sup>99</sup>
- CREW XP 1000 '17-18, XP 900 '13-19, CREW XP 900 '14-19, DIESEL '15-18, CREW DIESEL '15-18

### CARGO BED MAT

- Non-slip surface to better secure loads & keep cargo bed clean
- » 2882751 • \$179<sup>99</sup>
- XP 1000 '18-19, CREW XP 1000 '19
- » 2881484 • \$179<sup>99</sup>
- CREW XP 1000 '17-18, XP 900 '13-19, CREW XP 900 '14-19, DIESEL '15-18, CREW DIESEL '15-18, 570 FULL-SIZE '16-19, CREW 570 FULL-SIZE '16-19



### FIRE EXTINGUISHER HOLDER

- Only holds a 3.25" diameter extinguisher
- Quick release strap allows for easy use
- » 2882158 • \$114<sup>99</sup>
- XP 1000 '17-19, CREW XP 1000 '17-19, XP 900 '13-19, CREW XP 900 '14-19, DIESEL '15-18, CREW DIESEL '15-18, 570 FULL-SIZE '16-19, CREW 570 FULL-SIZE '16-19



### RIDE & REPAIR ESSENTIALS KIT

- » 2881207 • \$134<sup>99</sup>



## TOW & HAUL

### TRAILER BALLS

- » 2" WITH 3/4" SHANK 2877603 • \$18<sup>99</sup>
- » 1 7/8" WITH 3/4" SHANK 2877602 • \$18<sup>99</sup>

### 2" BALL MOUNT

- » 2" RECEIVER 2875320 • \$59<sup>99</sup>

### 3:1 HITCHES **NEW**

- » 2" X 2" RECEIVER 2830522 • \$47<sup>99</sup>
- » 1 1/4" X 1 1/4" RECEIVER 2830523 • \$47<sup>99</sup>
- » 1 7/8" REPLACEMENT BALL 2830524 • \$11<sup>99</sup>
- ALL RANGER MODELS

### FRONT MOUNT RECEIVER HITCH

- Standard 2" receiver mount bolts directly to the frame
- UTV attachment works with Polaris bumpers
- Rated at 100 lb tongue weight and 1000 lb towing
- » 2882782 • \$169<sup>99</sup>
- XP 1000 '18-19, CREW XP 1000 '19
- » 2878846 • \$169<sup>99</sup>
- CREW XP 1000 '17-18, XP 900 '13-19, CREW XP 900 '14-19, DIESEL '15-18, CREW DIESEL '15-18



3-SEAT & CREW

XP 1000 / XP 900  
570 FULL-SIZE

ROOFS

GLASS WINDSHIELDS  
& REAR PANELS

POLY WINDSHIELDS  
& REAR PANELS

DOORS


CAB COMFORT

AUDIO

STORAGE & PROTECTION

# PROTECT YOUR INVESTMENT

THE BEST WAY TO PROTECT your **RANGER®** is with durable, rugged Polaris® brushguards and guards. Engineered for heavy-duty use, these items are your best line of defense against unexpected encounters, and will keep you going strong even when on the toughest job.



## ROCK GUARD WITH STEP **NEW**

- Reliable, hard-working protection for edges of vehicle
- Integrated step with boot scraper
- Mounts directly to the frame, instead of underneath, for maximum ground clearance

- Steel construction
- Black e-coat and durable black powdercoated finish

» 3-SEAT • 2882530 • \$269<sup>99</sup>

XP 1000 '18-19

» CREW • 2883398 • \$469<sup>99</sup>

CREW XP 1000 '19

## XP ROCK GUARD WITH STEP

- Durable, stamped plate steel construction
- Provides additional protection to side of vehicle
- Integrated boot scraper helps keep interior clean

» 3-SEAT • 2878843 • \$269<sup>99</sup>

XP 900 '13-19, DIESEL '15-18

» CREW • 2879622 • \$469<sup>99</sup>

CREW XP 1000 '17-18, CREW XP 900 '14-19, CREW DIESEL '15-18

## STANDARD BRUSHGUARDS

PERFECT FOR: **INCREASED PROTECTION AROUND LIGHTING AND FENDERS**

FRONT



INSTALLS DIRECTLY TO STOCK BUMPER

1 3/4" DIAMETER STEEL TUBE CONSTRUCTION



INSTALLS DIRECTLY TO STOCK BUMPER

1 3/4" DIAMETER STEEL TUBE CONSTRUCTION

REAR



CAN BE USED IN CONJUNCTION WITH A TOW HITCH

» FRONT • 2882531 • \$339<sup>99</sup>

» REAR • 2882529 • \$269<sup>99</sup>

XP 1000 '18-19, CREW XP 1000 '19  
FRONT BRUSHGUARD DOES NOT FIT HIGHLIFTER MODELS



» FRONT • 2878839 • \$339<sup>99</sup>

» REAR • 2878840 • \$269<sup>99</sup>

CREW XP 1000 '17-18, XP 900 '13-19, CREW XP 900 '14-19, DIESEL '15-18, CREW DIESEL '15-18  
FRONT BRUSHGUARD DOES NOT FIT HIGHLIFTER MODELS

## EXTREME BRUSHGUARDS

PERFECT FOR: **MAXIMUM PROTECTION, INTEGRATED MOUNTING POINTS**

REPLACES STOCK BUMPER



» FRONT • 2879201 • \$539<sup>99</sup>

» REAR • 2878842 • \$499<sup>99</sup>

CREW XP 1000 '17-18, XP 900 '13-19, CREW XP 900 '14-19, DIESEL '15-18, CREW DIESEL '15-18

## HMW SKID PLATE

- Strong, 3/4" thick lightweight HMW (high molecular weight) polyethylene construction withstands off-road impacts, protecting vehicle components

- Molded specifically for the **RANGER XP®** underbody for sure fit & low-profile presence

- Bolts quickly & easily into designated, integrated installation locations

» 2879686 • \$269<sup>99</sup>

XP 900 '13-19, DIESEL '15-18

## HMW A-ARM GUARDS

- Strong, 3/4" thick, durable, lightweight HMW (high molecular weight) polyethylene construction helps protect against off-road impacts

- Molded specifically for the **RANGER XP®** front suspension for a sure fit & low-profile presence

- Easy bolt-on design with mounting hardware included

» FRONT • 2882784 • \$269<sup>99</sup>

XP 1000 '18-19, CREW XP 1000 '19

» REAR • 2882787 • \$269<sup>99</sup>

XP 1000 '18-19, CREW XP 1000 '19

» FRONT • 2880553 • \$269<sup>99</sup>

CREW XP 1000 '17-18,

XP 900 '13-19, CREW XP 900 '14-19,

DIESEL '15-18, CREW DIESEL '15-18

» REAR • 2880554 • \$269<sup>99</sup>

CREW XP 1000 '17-18,

XP 900 '13-19, CREW XP 900 '14-19,

DIESEL '15-18, CREW DIESEL '15-18

RANGER® XP 900 SHOWN

3-SEAT & CREW

XP 1000 / XP 900  
570 FULL-SIZE

ROOFS

GLASS WINDSHIELDS  
& REAR PANELS

POLY WINDSHIELDS  
& REAR PANELS

DOORS

CAB COMFORT

AUDIO

STORAGE &  
PROTECTION

52

53

# TOUGH. DEPENDABLE. BUILT FOR THE OFF-ROAD.



## WINCH TYPES

	PRO PRO HEAVY DUTY SERIES	HID HEAVY DUTY SERIES
<b>RAPID ROPE RECOVERY</b>	STANDARD	NOT AVAILABLE
<b>AUTO STOP TECHNOLOGY</b>	STANDARD	OPTION
<b>SYNTHETIC ROPE</b>	STANDARD	OPTION
<b>FAIRLEAD</b>	ALUMINUM	STEEL ROLLER
<b>WIRELESS REMOTE</b>	STANDARD	OPTION
<b>WIRED REMOTE</b>	OPTION	STANDARD
<b>WINCHES AVAILABLE</b>	6,000 LB. & 4,500 LB.	4,500 LB. & 3,500 LB.

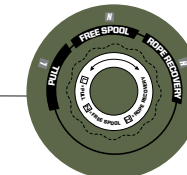
PRO PRO HEAVY DUTY SERIES

## PREMIUM FEATURES FOR TOP-OF-THE-LINE POWER

### INDUSTRY 1<sup>ST</sup> TECHNOLOGY

#### RAPID ROPE RECOVERY 5X FASTER

1. Set Winch Dial to FREE SPOOL (N) to attach Winch Hook
2. Set Winch Dial to PULL (L) for Winch Mode
3. Set Winch Dial to ROPE RECOVERY (H) for 5x Faster Rope Recovery

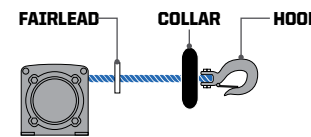


CUT STEEL GEARS & SEALED DRIVETRAIN

INTEGRATED WIRING INCLUDED

SEALED PERMANENT MAGNET MOTOR

#### AUTO STOP TECHNOLOGY



Winch stops when fairlead detects collar

Auto Stop Technology stops winch at end of pull to prevent driveline stress and plow overlifting

#### WIRELESS REMOTE

50 Ft. range wireless remote control with unique code for interference-free operation

#### PREASSEMBLED

Winch ready to install out of the box. Attached to mount and pre-wired.

Offered on RANGER XP® 1000 MY18-19, and RANGER CREW® XP 1000 MY19.

#### PREMIUM SYNTHETIC ROPE

- Lightweight & Easy to Handle
- Superior Flexibility
- Greater Strength than Steel Cable
- 50ft Long

HOOK WITH STRAP

HID HEAVY DUTY SERIES

## PULLING POWER FOR EVERYDAY USE & PERFORMANCE

INTEGRATED WIRING INCLUDED

SEALED PERMANENT MAGNET MOTOR

INTEGRATED WIRED REMOTE

50 FT STEEL CABLE

HOOK WITH STRAP

MOUNT INCLUDED

CUT STEEL GEARS & SEALED DRIVETRAIN

STEEL ROLLER FAIRLEAD

## THERE'S A REASON THESE ARE THE BEST WINCHES ON THE MARKET.

Polaris® winches are fully sealed to keep out water, dust and other debris.



TESTED 1,200+ PULLS AT MAX LOAD, IT WORKS WHEN YOU NEED IT TO



SEALED MOTOR & HEAVY DUTY GEARS OPERATE FULLY SUBMERGED UNDERWATER



BUILT TO WITHSTAND -20° F TEMPERATURES



MILITARY TESTED & APPROVED

COMMON

3-SEAT & CREW / 2-SEAT & CREW

WINCH

PLOWS

LIGHTING

WHEELS & TIRES

COOLERS

HUNT

FISH / YOUTH

**PRO** PRO HEAVY DUTY SERIES

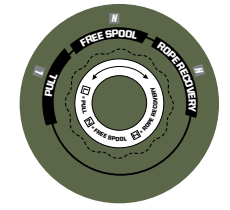
# PREMIUM FEATURES FOR TOP-OF-THE-LINE POWER



**INDUSTRY** **NEW** **TECHNOLOGY**

**RAPID ROPE RECOVERY 5x FASTER**

- RAPID ROPE RECOVERY**
1. Set Winch Dial to FREE SPOOL (N) to attach Winch Hook
  2. Set Winch Dial to PULL (L) for Winch Mode
  3. Set Winch Dial to ROPE RECOVERY (H) for 5x Faster Rope Recovery



**PREASSEMBLED**

Winch ready to install out of the box. Attached to mount and pre-wired.  
Offered on RANGER XP® 1000 MY18-19, and RANGER CREW® XP 1000 MY19.

**WIRELESS REMOTE**

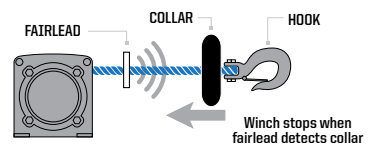
50 Ft. range wireless remote control with unique code for interference-free operation

**PREMIUM SYNTHETIC ROPE**

- Lightweight & Easy to Handle
- Superior Flexibility
- Greater Strength than Steel Cable
- 50ft Long

**AUTO STOP TECHNOLOGY**

Auto Stop Technology stops winch at end of pull to prevent driveline stress and plow overlifting



**H-D** HEAVY DUTY SERIES

# PULLING POWER FOR EVERYDAY USE & PERFORMANCE



- Cut steel gears for improved durability
- Steel spool can handle extreme loads
- 40% quieter – near-silent free spooling

- Sealed motor and drivetrain
- High-powered contactor
- Integrated wiring and mount plates ensure perfect fit

## UPGRADE YOUR POLARIS® HD WINCH WITH THESE ACCESSORIES

**POLARIS® WIRELESS WINCH REMOTE**

- Allows for remote operation of Polaris® HD winch
- Up to 50' range with LED indicator
- Direct plug and play operation
- » 2879316 • \$179<sup>99</sup>  
Works with 2881667, 2881669
- » 2883455 • \$179<sup>99</sup>  
Works with Polaris® HD 4,500 Lb. Winch 2882714

**POWER CONTROLLER**

- Control your winch and plow hydraulics directly from the shift knob
- Ideal for plowing; lift and angle directly at your fingertips
- » 2883247 • \$269<sup>99</sup>  
XP 1000 '18-19, CREW XP 1000 '19  
CONTROLS HYDRAULICS, DOES NOT CONTROL WINCH
- » 2879227 • \$59<sup>99</sup>  
CREW XP 1000 '17-18, XP 900 '13-19, CREW XP 900 '14-19, DIESEL '14-18-18, 570 FULL-SIZE '17-19, 570 '14-19, CREW 570-4 '14-19, 500 '11-19, EV '11-19, EV LHON '18

**AUTO STOP TECHNOLOGY WINCH UPGRADE**

- Machined from billet aluminum and weighs less than common steel fairleads
- Installs easily in place of stock fairlead
- Requires synthetic winch rope (not included) (not compatible with steel cable)
- » 2883454 • \$129<sup>99</sup>  
Works with Polaris® HD 4,500 Lb. Winch 2882714
- » 2881692 • \$134<sup>99</sup>  
Works with Polaris® HD 4,500 Lb. Winch 2881667
- » 2881693 • \$134<sup>99</sup>  
Works with Polaris® HD 3,500 Lb. Winch 2881669

**POLARIS® WIRED WINCH REMOTE CONTROL**

- Must order remote handle and socket together.
- » REMOTE HANDLE • 4013466 • \$75<sup>99</sup>  
Works with all models
- » SOCKET • 4017102 • \$47<sup>99</sup>  
XP 1000 '18-19, CREW XP 1000 '19
- » SOCKET • 4014228 • \$47<sup>99</sup>  
All RANGER® Models Except those listed for 4017102

**SYNTHETIC WINCH ROPE**

- 6,000 LB.
- » 2879188 • \$229<sup>99</sup>
- 4,500 LB.
- » 2879187 • \$179<sup>99</sup>
- 3,500 LB. (with Hook)
- » 2878888 • \$104<sup>99</sup> **NEW**



**3 STEPS FOR ADDING A WINCH:**

**1 FIND YOUR MACHINE**

**2 CHOOSE BETWEEN POLARIS® PRO HD**

**OR POLARIS® HD WINCH**

**3 ADD CABLES**

	MODEL	PRO PRO HEAVY DUTY SERIES		H-D HEAVY DUTY SERIES		REQUIRED BATTERY CONNECTION CABLES
		6,000 LB. WINCH SERIES	4,500 LB. WINCH SERIES	4,500 LB. WINCH SERIES	3,500 LB. WINCH SERIES	
3-SEAT & CREW	XP 1000 '18-19 CREW XP 1000 '19	2882710 \$1,229 <sup>99</sup>	TOP SELLER 2882711 \$1,099 <sup>99</sup>	2882714 \$809 <sup>99</sup>		STANDARD ON ALL MODELS
	CREW XP 1000 '17-18 XP 900 '13-19 CREW XP 900 '14-19 DIESEL '15-18 CREW DIESEL '15-18	2882237 \$1,229 <sup>99</sup>	TOP SELLER 2882236 \$1,099 <sup>99</sup>	2881667 \$809 <sup>99</sup>		3-Seat Models: 2879388 \$44 <sup>99</sup> Crew Models: 2879685 \$74 <sup>99</sup>
	570 FULL SIZE '16-19 CREW 570 FULL-SIZE '16-19		2882238 \$1,099 <sup>99</sup>		TOP SELLER 2881669 \$609 <sup>99</sup>	3-Seat Models: 2879388 \$44 <sup>99</sup> Crew Models: 2879685 \$74 <sup>99</sup>
	570 '15-19 CREW 570-4 '15-19 500 '17-19		2882238 \$1,099 <sup>99</sup>		TOP SELLER 2881669 \$609 <sup>99</sup>	2-Seat Models: 2879990 \$44 <sup>99</sup> Crew Models: 2880929 \$74 <sup>99</sup>

COMMON  
3-SEAT & CREW / 2-SEAT & CREW  
WINCH  
PLOW  
LIGHTING  
WHEELS & TIRES  
COOLERS  
HUNT  
FISH / YOUTH

# GLACIER®

## PLOW SYSTEM

### EASILY CONQUER WINTER'S WORST

Install a Polaris® Glacier® plow system and move some serious snow when winter's wrath comes calling. Only with a Glacier® plow do you get drive up and plow capability with simple Lock & Ride® installation and removal. Choose from the unbeatable capability of the top-of-the-line Glacier® Pro HD, or get amazing performance and value with the Glacier® HD.



View this RANGER® & make it your own  
[POLARIS.COM/RANGERprohd1000](https://www.polaris.com/RANGERprohd1000)

RANGER XP® 1000 EPS  
Steel Blue

## THE POLARIS ENGINEERED™ ADVANTAGE


### LOCK & RIDE® INSTALLATION

With the integrated Lock & Ride® attachment points, you can easily drive up to the plow frame, attach and be plowing in moments.



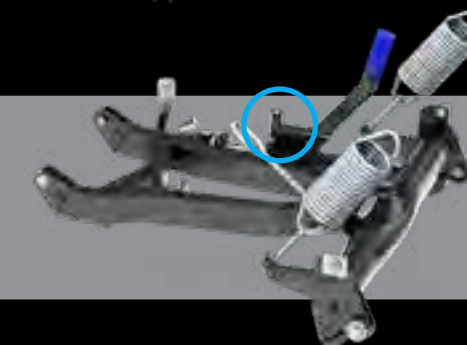
### ROBUST PLOW FRAME

Constructed of heavy-duty steel with e-coated rust protection, giving you a durable system you can rely on season after season.




### SHEAR PIN PROTECTION

Engineered to protect your vehicle, shear pins act as a fail-safe point in the instance of accidental collision or over-exertion of the plow system.



### BLADE MATERIAL

Durable poly and steel blades are designed to push more. Choose a steel blade for longevity and increased rigidity or a lightweight non-stick, poly blade that's easier on plowing surfaces.



POLY BLADE

STEEL BLADE

### CONVENIENT CONTROL

Lift and angle your blade right from the driver's seat with the addition of hydraulics on the Glacier® PRO HD Plow System.



ANGLE YOUR BLADE  
RIGHT FROM YOUR SEAT  
WITH THE GLACIER® PRO HD  
PLOW SYSTEM HYDRAULIC  
ANGLE SYSTEM

# GLACIER<sup>®</sup> PRO HD

## PLOW SYSTEM



### HYDRAULIC CONTROL FOR EXTREME

# SNOW REMOVAL

A robust frame and tough blades, combined with a convenient hydraulic angle system, allow your Glacier<sup>®</sup> Pro HD to move serious snow while you remain comfortable. Thanks to Lock & Ride<sup>®</sup> technology, the Pro HD comes standard with a convenient kickstand attachment to the plow frame, giving you the easiest attachment.

View this RANGER<sup>®</sup> & make it your own  
[POLARIS.COM/RANGERprohd1000](http://POLARIS.COM/RANGERprohd1000)

RANGER XP<sup>®</sup> 1000 EPS  
 Steel Blue

#### LOCK & RIDE

#### DRIVE-UP. LINK UP.

The auto-retracting frame kickstand allows for convenient drive-in plow frame hook-up.



#### OPTIONAL HYDRAULIC CONTROL

Control the blade without leaving the comfort of your cab by adding hydraulic lift and angle systems exclusive to Glacier<sup>®</sup> Pro HD.



**3-SEAT & CREW GLACIER<sup>®</sup> PRO HD** » 72" Blades » Choice of poly or steel » Hydraulic lift & angle system option

**2-SEAT & CREW 570 FULL-SIZE & CREW GLACIER<sup>®</sup> PRO HD** » 72" OR 66" Blades » Choice of poly or steel » Hydraulic angle system option



#### HYDRAULIC CONTROL FOR EXTREME SNOW REMOVAL

A robust frame and tough blades, combined with the option to add hydraulic controls, allow your Glacier<sup>®</sup> PRO HD to move serious snow while you remain comfortable. Thanks to Lock & Ride<sup>®</sup> technology, the PRO HD comes standard with a convenient kickstand attachment to the plow frame, giving you the easiest attachment.

#### BLADE MATERIAL

Durable poly and steel blades are designed to push more. Choose a steel blade for longevity and increased rigidity or a lightweight non-stick, poly blade that's easier on plowing surfaces.



#### HYDRAULIC CONTROL FOR EXTREME SNOW REMOVAL

A robust frame and tough blades, combined with the option to add hydraulic controls, allow your Glacier<sup>®</sup> PRO HD to move serious snow while you remain comfortable. Thanks to Lock & Ride<sup>®</sup> technology, the PRO HD comes standard with a convenient kickstand attachment to the plow frame, giving you the easiest attachment.

#### BLADE MATERIAL

Durable poly and steel blades are designed to push more. Choose a steel blade for longevity and increased rigidity or a lightweight non-stick, poly blade that's easier on plowing surfaces.

	STEP 1 SELECT A MOUNT	STEP 2 SELECT A FRAME	STEP 3 SELECT PLOW CONFIGURATION	STEP 4 SELECT A BLADE
MODELS	MOUNT	FRAME	HYDRAULICS	WINCHES
XP 1000 MY18-19 CREW XP 1000 MY19	Not Required Integrated into Factory Bumper	2883255   \$1,409 <sup>99</sup>  Track Extension 2879871   \$609 <sup>99</sup>  Replacement Shear Pin 2204829   \$7 <sup>99</sup>	Hydraulic Lift System 2883410   \$609 <sup>99</sup>  Hydraulic Angle System 2883409   \$669 <sup>99</sup>  Power Controller Required for hydraulic components 2883247   \$269 <sup>99</sup>	Polaris <sup>®</sup> PRO HD 6000 lb. Winch 2882710   \$1,229 <sup>99</sup>  Polaris <sup>®</sup> PRO HD 4500 lb. Winch 2882711   \$1,099 <sup>99</sup>
XP 900 MY13-19 CREW XP 900 MY13-19 XP 1000 MY17 CREW XP 1000 MY17-18	2879106   \$209 <sup>99</sup>		Hydraulic Lift System 2879220   \$669 <sup>99</sup>  Hydraulic Angle System 2879224   \$739 <sup>99</sup>  Power Controller Required for hydraulic components 2879227   \$59 <sup>99</sup>	Polaris <sup>®</sup> PRO HD 6000 lb. Winch 2882237   \$1,229 <sup>99</sup>  Polaris <sup>®</sup> PRO HD 4500 lb. Winch 2882236   \$1,099 <sup>99</sup>

	STEP 1 SELECT A MOUNT	STEP 2 SELECT A FRAME	STEP 3 SELECT PLOW CONFIGURATION	STEP 4 SELECT A BLADE
MODELS	MOUNT	FRAME	HYDRAULICS	WINCH
570 FULL-SIZE MY16-19 CREW 570 FULL-SIZE MY16-19	2880261   \$339 <sup>99</sup>	2880260   \$609 <sup>99</sup>  Track Extension 2880267   \$339 <sup>99</sup>  Replacement Shear Pin 2205527   \$10 <sup>99</sup>	Hydraulic Angle System 2880266   \$809 <sup>99</sup>  Power Controller Required for hydraulic components 2879227   \$59 <sup>99</sup>	Polaris <sup>®</sup> PRO HD 4500 lb. Winch 2882238   \$1,099 <sup>99</sup>
570/500/ETX MY10-19 CREW 570 MY10-19 LI-ION EV & EV MY15-19	2880261   \$339 <sup>99</sup>		Hydraulic Angle System 2880266   \$809 <sup>99</sup>  Power Controller Required for hydraulic components 2879227   \$59 <sup>99</sup>	Polaris <sup>®</sup> PRO HD 4500 lb. Winch 2882238   \$1,099 <sup>99</sup>

## SELECT ACCESSORIES

#### PLOW BLADE SNOW DEFLECTOR

- » 72" • 2858541 • \$89<sup>99</sup>
- » 66" • 2879866 • \$114<sup>99</sup>
- » 60" • 2871808 • \$89<sup>99</sup>

#### QUICK RELEASE SKID SHOES

- Helps prevent blade wear
- Hardened steel for industrial strength
- » PRO HD 2205071 • \$36<sup>99</sup>

#### COIL SPRING SPACER

- Keep the front end of the vehicle up and improve ride quality when using a plow on strut or A-arm vehicles
- » 2872655 • \$24<sup>99</sup>

#### WEAR BARS

- Protect your plow blade and minimize wear on the actual blade by installing Wear Bars
- » 72" • 2204976 • \$74<sup>99</sup>
- » 66" • 2879867 • \$74<sup>99</sup>
- » 60" • 2871806 • \$59<sup>99</sup>
- » HD 72" • 2879875 • \$139<sup>99</sup>
- » HD 66" • 2879868 • \$134<sup>99</sup>

#### PLOW MARKER

- Helps driver monitor plow blade position
- Sold in pairs
- » 2872726 • \$43<sup>99</sup>

#### PLOW LINK

- » 2204974 • \$23<sup>99</sup>

COMMON

3-SEAT & CREW / 2-SEAT & CREW

WINCH

PLOWS

LIGHTING

WHEELS & TIRES

COOLERS

HUNT

FISH / YOUTH



# GLACIER<sup>®</sup> HD

## PLOW SYSTEM

### MAKE QUICK WORK OF THE SMALLER JOBS


Move some snow with the robust and capable Glacier<sup>®</sup> HD plow system, and discover why a major snowfall can be a the highlight of your week. With a robust frame, beefy poly and steel blade options, convenient Lock & Ride<sup>®</sup> mounting and dismounting and amazing value, Glacier<sup>®</sup> HD is a great choice in the dead of winter.



View this RANGER<sup>®</sup> & make it your own  
[POLARIS.COM/RANGERhd1000](http://POLARIS.COM/RANGERhd1000)  
 RANGER XP<sup>®</sup> 1000 EPS  
 Sage Green

**3-SEAT & CREW GLACIER<sup>®</sup> HD** » 72" OR 66" Blades » Choice of poly or steel » Manual angle system standard

**2-SEAT & CREW 570 FULL-SIZE & CREW GLACIER<sup>®</sup> HD** » 66" Blades » Choice of poly or steel



17" **66" POLY BLADE**  
BEST FOR CORROSION RESISTANCE

17" **72" STEEL BLADE**  
BEST FOR BIG JOBS YEAR AFTER YEAR

**BLADE MATERIAL**  
 Durable poly and steel blades are designed to push more. Choose a steel blade for longevity and increased rigidity or a lightweight non-stick, poly blade that's easier on plowing surfaces.

	STEP 1 SELECT A MOUNT	STEP 2 SELECT A FRAME	STEP 3 SELECT A LIFT METHOD	STEP 4 SELECT A BLADE
MODELS	MOUNT	FRAME	WINCHES	BLADES
XP 1000 MY18-19 CREW XP 1000 MY19	Not Required Integrated into Factory Brushguard	2882927   \$609 <sup>99</sup>  Replacement Shear Pin 2205527   \$10 <sup>99</sup>	Polaris <sup>®</sup> HD 4500 lb. Winch 2882714   \$809 <sup>99</sup>	72" Steel 2880270   \$609 <sup>99</sup>  66" Poly 2880269   \$539 <sup>99</sup>  66" Steel 2880268   \$469 <sup>99</sup>
XP 900 MY13-19 CREW XP 900 MY13-19 XP 1000 MY17 CREW XP 1000 MY17-18	2879106   \$209 <sup>99</sup>		Polaris <sup>®</sup> HD 4500 lb. Winch 2881667   \$809 <sup>99</sup>	72" Steel 2880270   \$609 <sup>99</sup>  66" Poly 2880269   \$539 <sup>99</sup>  66" Steel 2880268   \$469 <sup>99</sup>



17" **66" POLY BLADE**  
BEST FOR CORROSION RESISTANCE

17" **66" STEEL BLADE**  
BEST FOR BIG JOBS YEAR AFTER YEAR

**BLADE MATERIAL**  
 Durable poly and steel blades are designed to push more. Choose a steel blade for longevity and increased rigidity or a lightweight non-stick, poly blade that's easier on plowing surfaces.

	STEP 1 SELECT A MOUNT	STEP 2 SELECT A FRAME	STEP 3 SELECT A LIFT METHOD	STEP 4 SELECT A BLADE
MODELS	MOUNT	FRAME	WINCHES	BLADES
570 FULL-SIZE MY16-19 CREW 570 FULL-SIZE MY16-19	2879105   \$209 <sup>99</sup>	2882927   \$609 <sup>99</sup>  Replacement Shear Pin 2205527   \$10 <sup>99</sup>	Polaris <sup>®</sup> HD 3500 lb. Winch 2881669   \$609 <sup>99</sup>	66" Poly 2880269   \$539 <sup>99</sup>  66" Steel 2880268   \$469 <sup>99</sup>
570/500/ETX MY10-19 CREW 570 MY10-19 LI-ION EV & EV MY15-19	2879105   \$209 <sup>99</sup>		Polaris <sup>®</sup> HD 3500 lb. Winch 2881669   \$609 <sup>99</sup>	66" Poly 2880269   \$539 <sup>99</sup>  66" Steel 2880268   \$469 <sup>99</sup>

### SELECT ACCESSORIES

**PLOW BLADE SNOW DEFLECTOR**  
 » 72" • 2858541 • \$89<sup>99</sup>  
 » 66" • 2879866 • \$114<sup>99</sup>  
 » 60" • 2871808 • \$89<sup>99</sup>

**QUICK RELEASE SKID SHOES**  
 • Helps prevent blade wear  
 • Hardened steel for industrial strength  
 » PRO HD 2205071 • \$36<sup>99</sup>

**COIL SPRING SPACER**  
 • Keep the front end of the vehicle up and improve ride quality when using a plow on strut or A-arm vehicles  
 » 2872655 • \$24<sup>99</sup>

#### WEAR BARS

• Protect your plow blade and minimize wear on the actual blade by installing Wear Bars  
 » 72" • 2204976 • \$74<sup>99</sup> » 66" • 2879867 • \$74<sup>99</sup> » 60" • 2871806 • \$59<sup>99</sup>  
 » HD 72" • 2879875 • \$139<sup>99</sup> » HD 66" • 2879868 • \$134<sup>99</sup>

#### PLOW MARKER

• Helps driver monitor plow blade position  
 • Sold in pairs  
 » 2872726 • \$43<sup>99</sup>

#### PLOW LINK

» 2204974 • \$23<sup>99</sup>



POLARIS ENGINEERED™  
ADVANTAGES

• **DESIGNED**  
to mount perfectly to your Polaris Engineered™  
bumper, roof or other mounting point

• **TESTED**  
for maximum  
performance

• **TRUSTED**  
to not overtax  
your machine

PRO ARMOR®



**ADVANCED TECH**

RIGID® lights are driven by Aluminum PCB Smart Boards™. 6063-T5 aircraft aluminum extruded housings and Tiger Drylac® UV protection polyester powdercoating.

**EXCLUSIVE OPTICS**

RIGID® lights feature impact-resistant polycarbonate lenses for a 100% water/dustproof seal.

**RIGID® LIMITED LIFETIME WARRANTY\***

If you own a RIGID® light and it breaks, we will replace or repair it for life.\*

**RUGGED CONSTRUCTION**

Pro Armor® lights are designed to be big and beefy with an aggressive style all their own, and housed in IP67 marine-grade rated UV polyester powdercoating.

**MASSIVELY BRIGHT**

Pro Armor® builds bright lights designed for any riding experience. All that power is directed through heat dissipating aluminum for streamlined heat management.

LIGHT BAR TYPES



**SR-SERIES PRO**

Sleek, powerful, low-profile (under 2" tall). Lights extreme distances with low energy usage.  
Available in 10" & 32"



**D-SERIES PRO**

Compact to fit almost anywhere with high output and low energy usage.  
Available in Driving, Flood & Spot

SEE THE RIGID® LIGHTING BUYERS GUIDE AT [YOUTUBE.COM/USER/POLARISORV](https://www.youtube.com/user/polarisorv) SEARCH "RIGID"



**DUAL-ROW LED LIGHT BARS**

The most spread and farthest illumination downrange. Easy to mount.  
Available in Cube, 10", 20" & 30"



**SINGLE-ROW LED LIGHT BARS**

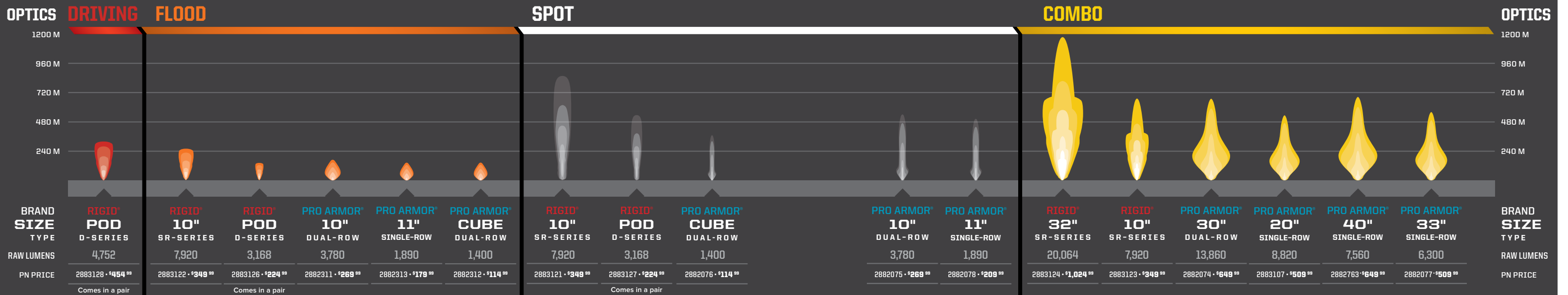
Powerful, compact, low-profile light bars with sleek look.  
Available in 11", 33" & 40"



**CUBE LED LIGHTS**

Small size allows mounting in strategic locations for added lighting.  
Available in Flood & Spot

LIGHT BAR OPTIONS



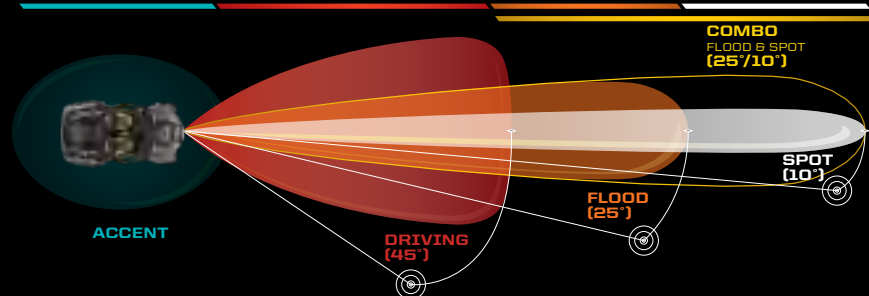
**BUILD YOUR VISION**

Consider the Optics, Angle & how you will use your vehicle to choose the right light or set of lights.

OPTICS LIGHT ANGLE	ACCENT	DRIVING (45°)	FLOOD (25°)	SPOT (10°)	COMBO (25°/10°)
DRIVING SPEED	All	Slow	Medium	Fast	Medium to Fast
BEAM	Diffused glow	Extra-wide	Wide/Shorter	Concentrated/Long	Inner Spot & Outer Flood
RECOMMENDED MOUNTING	Low/Wheel well	All points	Low &/or rear	High points	All points
TERRAIN & RIDING STYLE	Added style & personalization in any terrain	All riding & utility	Wide-open terrain or trails & utility	Trail & tight conditions	All riding & utility

**COMPARE LIGHTS IN A REAL WORLD SETTING AT [POLARIS.COM/LIGHTING](https://www.polaris.com/lighting)**

\* If RIGID® determines, in its sole discretion, that your product is defective in material or workmanship, RIGID® will honor your warranty claim. In some cases the product will be replaced, depending on the specific timeframe of the purchase. If the product is repaired, all parts, labor, and return shipping may be covered by RIGID®.



**ADD A HARNESS TO MOUNT YOUR LIGHTS**

MODEL	LIGHT BAR SET-UPS		
	1 LIGHT IN 1 LOCATION ON 1 SWITCH	2 LIGHTS IN 2 LOCATIONS ON 1 SWITCH	2 LIGHTS IN 2 LOCATIONS ON 2 SWITCHES
2014-2019 ALL MODELS EXCEPT XP 1000 '18-19 & CREW XP 1000 '19	Requires Battery Connection Cable LIGHT BAR HARNESS 2882209   \$114 <sup>99</sup>	Requires Battery Connection Cable LIGHT BAR HARNESS 2882209   \$114 <sup>99</sup> Y-HARNESS 2879860   \$23 <sup>99</sup>	Requires Battery Connection Cable LIGHT BAR HARNESS (x2) 2882209   \$114 <sup>99</sup>
XP 1000 '18-19, CREW '19	SEE PAGE 27 FOR PULSE WIRING CONNECTIONS		

**BATTERY CONNECTION CABLES**

3-SEAT & CREW	2-SEAT & CREW
3-SEAT • 2879388 • \$44 <sup>99</sup> XP 900 '13-19, DIESEL '15-18	2-SEAT • 2879990 • \$44 <sup>99</sup> 570 '15-19, 500 '17-19
CREW • 2879685 • \$74 <sup>99</sup> CREW XP 1000 '17-18, CREW XP 900 '14-19, CREW DIESEL '15-18	CREW • 2880929 • \$74 <sup>99</sup> CREW 570-4 '15-19

**ACCENT LIGHTING**

**ACCENT LIGHTS**

- Kit includes four LEDs and all harnessing/switching required
- Single light can be added on to the kit (kit required)
- Durable off-road ready construction that is both dust- and water-resistant
- Control hub and complete instructions included

COLOR	LIGHTING KIT	SINGLE LIGHT
RED	2880500 • \$209 <sup>99</sup>	2880532 • \$54 <sup>99</sup>
BLUE	2880506 • \$209 <sup>99</sup>	2880533 • \$54 <sup>99</sup>

CREW XP 1000 '17-18, XP 900 '13-19, CREW XP 900 '14-19, DIESEL '15-18, CREW DIESEL '15-18

COMMON

3-SEAT & CREW / 2-SEAT & CREW

WINCH

FLOWNS

LIGHTING

WHEELS & TIRES

COOLERS

HUNT

FISH / YOUTH

Polaris® & Pro Armor® developed a deep partnership thanks to having similar histories and a passion for producing products that enhance vehicle performance. Each wheel & tire Pro Armor® designs and engineers for Polaris® Off-Road Vehicles performs perfectly in the intended environment for its intended use. Developed, tested and produced in partnership so you can tackle the terrain ahead.

## TRIPLE-BELTED SIDEWALLS

Sidewalls can be a vulnerable area of any off-road tire. Thanks to reinforced construction in this critical area, Pro Armor® resists when others fail.

## 10-PLY

Pro Armor® builds the toughest tires to keep you running when the terrain turns tough. A higher ply rating means added protection.

## INNOVATION

A dual-durometer design allows the tire to wear better with softer outer lugs and harder inner lugs.

# 4,828+

## KILOMETER RATED

Pile on the kilometers with Pro Armor® tires. Every tire is designed and constructed with longevity in mind, you are assured long life and performance.

### KNOW YOUR TIRES

DIMENSIONS	TREAD DEPTH	WEIGHT	PLY RATING	SIDEWALL BELTS	LOAD RATING
<b>28" x 9" R14</b> <small>TIRE HEIGHT   TIRE WIDTH   WHEEL DIAMETER</small>	Deeper tread = more grip & cleaner performance	A lighter tire makes for improved vehicle performance	Indicates the puncture-resistance of a tire	Increase your resistance to sidewall punctures	Tires with higher load ratings can handle more weight



TIRE: **DUAL-THREAT** WHEEL: **BUCKLE ACCENT**

# BACKCOUNTRY/TRAIL



## PRO ARMOR® DUAL-THREAT


- Dual-compound technology and radial construction offer performance in all terrains
- Softer durometer rubber on outer edge for overall superior grip and feel
- Harder durometer rubber in the middle for increased traction during acceleration and longer tread life

WHEEL SIZE	POSITION	TREAD DEPTH	TIRE WEIGHT	PLY RATING	SIDEWALL BELTS	LOAD RATING
14"	FRONT	16mm	12 kg	10	3	413 kg
14"	REAR		14 kg			503 kg
14"	FRONT		14 kg			503 kg
14"	REAR		16 kg			599 kg



**DUAL-COMPOUND = MORE GRIP + LONGER LIFE**

Firmer Durometer Rubber = Longer Life.  
Softer Durometer Rubber = More Grip.



## PRO ARMOR® ATTACK 2.0

- Engineered for excellent hard-pack performance
- Dual-compound technology and radial construction offer performance in all terrains.
- Tight tread pattern for quieter ride

WHEEL SIZE	POSITION	TREAD DEPTH	TIRE WEIGHT	PLY RATING	SIDEWALL BELTS	LOAD RATING
15"	FRONT/REAR	25mm	15 kg	10	3	503 kg



**ATTACK 2.0 VS. ATTACK**

- **Tighter Tread Pattern** = Better traction in hard pack
- **Dual-Durometer Lug** = Increased grip & traction in rough terrain, smoother ride in all terrain
- **10-Ply Rated** = Increased durability
- **Larger size offering in 28"** = More ground clearance & trail traction



## PRO ARMOR® ATTACK

- The best all-purpose tire for all-season traction in any terrain
- Unique, full-face tread design
- Harder durometer lugs promote extended wear, increasing tire life
- Wider spaced lugs provide more grip in softer terrain

WHEEL SIZE	POSITION	TREAD DEPTH	TIRE WEIGHT	PLY RATING	SIDEWALL BELTS	LOAD RATING
14"	FRONT	23mm	13 kg	8	3	413 kg
14"	REAR		15 kg			599 kg



WHEEL SIZE  
14"

# THE RIGHT TIRES

**FOR WORK.** Pro Armor® Utility Tires are built to provide exactly what you need for your application. Need a high-kilometer work horse? We've got it. Need a turf-friendly tire with low-impact? We've got those too. Looking for the most extreme puncture resistance? Check.



*"We use our RANGER every day around the farm. We put the Pro Armor HARVESTER Tires on last fall. We love them! We have received better traction as well as a gentler and quieter ride compared to the stock tires whether around the yard or out to the fields. They are so gentle on the lawn; we don't worry about driving the kids anywhere around the farm. We've had them on for a year and can't even see wear and tear, these are the best tires for my RANGER."*

- BOB S., BARRON, WISCONSIN



## PICKING THE RIGHT UTILITY TIRE

UTILITY FEATURE	HARVESTER	PRESERVE™	XD-K
<b>8,047 Kilometer Rated</b> Long life and performance	X	X	
<b>10-Ply Rated</b> Higher ply ratings means added protection	X	X	X
<b>Low Impact Tread</b> Easy on soil		X	
<b>Heavy Duty Tread</b> Aggressive tread pattern for all day work on farms or ranches	X		X
<b>Turf-Friendly</b> Easy on grass & farm yard	X	X	
<b>Aramid Fiber Belt</b> 5x times stronger than steel and lighter			X
<b>Wide Range of Sizes</b> For exactly how you want to use your machine	28", 27", 26"	27", 26"	26"

# UTILITY



## PRO ARMOR HARVESTER®

- All-around work horse with tread life of 8047 km
- Tread pattern designed to withstand anything from the farmyard to the pastures and the trail
- With 10-ply, it can carry the load day in and day out

	TREAD DEPTH	TIRE WEIGHT	PLY RATING	SIDEWALL BELTS	LOAD RATING
14" 28" x 10" R14 5416347 • 269"	16mm	15 kg	10	3	599 kg
14" 27" x 10" R14 5415965 • 249"		15 kg			599 kg
12" 26" x 8" R12 5416396 • 229"		11 kg			388 kg
12" 26" x 10" R12 5415966 • 249"		15 kg			615 kg



## PRO ARMOR® PRESERVE™

- Turf-friendly for areas where low-impact from tire tread is needed
- Rounded profile and special tread pattern to limit footprint

	TREAD DEPTH	TIRE WEIGHT	PLY RATING	SIDEWALL BELTS	LOAD RATING
14" 27" x 10" R14 5416348 • 249"	16mm	13 kg	10	3	630 kg
12" 26" x 8" R12 5416403 • 229"		11 kg			388 kg
12" 26" x 10" R12 5416402 • 249"		13 kg			599 kg



## PRO ARMOR® XD-K

- 26" Aramid fiber-belted tire to tackle any terrain
- Unique full-face tread design
- Harder durometer lugs promotes extended wear, increasing tire life

	TREAD DEPTH	TIRE WEIGHT	PLY RATING	SIDEWALL BELTS	LOAD RATING
12" 26" x 9" R12 5415656 • 247"	31.7mm	13 kg	10	3/1 Aramid Fiber Belt	388 kg
12" 26" x 11" R12 5415757 • 260"		15 kg			499 kg



# ROCK



## PRO ARMOR® CRAWLER XR

- Wanna race? This tire grips it all, from the trail to the rocks
- Square block profile for even surface contact
- A tougher durometer than the XG to take on the toughest the trail has to offer



### SINGLE-DUROMETER

Smaller lug height and single-durometer gives this high-speed tire added construction and lateral stability when cornering. Its unique lug design excels in hard-packed, fast terrain.

WHEEL SIZE

14"

	TREAD DEPTH	TIRE WEIGHT	PLY RATING	SIDEWALL BELTS	LOAD RATING
14" <b>28" x 10" R14</b> 5415536 • 259"	FRONT/REAR <b>16mm</b>	<b>15 kg</b>	<b>8</b>	<b>3</b>	<b>517 kg</b>



## PRO ARMOR® CRAWLER XG

- Big or small, these tires crawl them all
- A soft, sticky compound makes this tire ideal for both rock crawling and desert running
- 8-ply, triple-belted ballistic sidewalls resist punctures



### DUAL-DUROMETER

With its taller lug height and dual-durometer construction, this tire has the perfect balance between high-speed performance, durability and flex in order to grip slick rock.

WHEEL SIZE

15"

	TREAD DEPTH	TIRE WEIGHT	PLY RATING	SIDEWALL BELTS	LOAD RATING
15" <b>28" x 10" R15</b> 5416346 • 269"	FRONT/REAR <b>20mm</b>	<b>15 kg</b>	<b>8</b>	<b>3</b>	<b>499 kg</b>

# MUD



## PRO ARMOR® DAGGER

- From the trails to the pits, this tire gets you through it all
- Deep, self-cleaning lugs and wide tire design for exceptional mud pit performance
- Rounded profile and full lug pattern for on-trail comfort




WHEEL SIZE

14"

	TREAD DEPTH	TIRE WEIGHT	PLY RATING	SIDEWALL BELTS	LOAD RATING
14" <b>27" x 9" R14</b> 5415617 • 279"	FRONT <b>318mm</b>	<b>15 kg</b>	<b>8</b>	<b>3</b>	<b>499 kg</b>
14" <b>27" x 11" R14</b> 5415618 • 299"	REAR	<b>18 kg</b>			<b>531 kg</b>

SELF-CLEANING AREAS

# WHEELS



### A AMPLIFY ○

**FRONT:** Weight: 5.9 kg Offset: -9  
Load Rating: 408 kg

**REAR:** Weight: 6.4 kg Offset: +4  
Load Rating: 590 kg

ACCENT:	FRONT	14" x 7"	1522956-266	\$189 <sup>99</sup>
	REAR	14" x 8"	1522957-266	\$209 <sup>99</sup>
MATTE BLACK:	FRONT	14" x 7"	1522956-458	\$169 <sup>99</sup>
	REAR	14" x 8"	1522957-458	\$179 <sup>99</sup>

### B BUCKLE ○

**FRONT:** Weight: 5.8 kg Offset: +4  
Load Rating: 408 kg

**REAR:** Weight: 6.1 kg Offset: -9  
Load Rating: 590 kg

ACCENT:	FRONT	14" x 7"	1522544-266	\$189 <sup>99</sup>
	REAR	14" x 8"	1522545-266	\$209 <sup>99</sup>
MATTE BLACK:	FRONT	14" x 7"	1522544-458	\$169 <sup>99</sup>
	REAR	14" x 8"	1522545-458	\$179 <sup>99</sup>

### C COMBAT (BEADLOCK RINGS INCLUDED)

**FRONT/REAR:** Weight: 7.3 kg Offset: +38  
Load Rating: 726 kg

ACCENT:	FRONT/REAR	14" x 7"	1523284	\$269 <sup>99</sup>
MATTE BLACK:	FRONT/REAR	14" x 7"	1523283	\$259 <sup>99</sup>

### D REBLR (BEADLOCK RINGS SOLD SEPARATELY) ○

**FRONT:** Weight: 5.9 kg Offset: +4  
Load Rating: 408 kg

**REAR:** Weight: 6.6 kg Offset: -9  
Load Rating: 590 kg

ACCENT:	FRONT	14" x 7"	1522238-458	\$279 <sup>99</sup>
	REAR	14" x 8"	1522239-458	\$279 <sup>99</sup>

### E SHACKLE ○

**FRONT:** Weight: 5.9 kg Offset: +4  
Load Rating: 408 kg

**REAR:** Weight: 6.4 kg Offset: -9  
Load Rating: 590 kg


ACCENT:	FRONT	14" x 7"	1522546-266	\$189 <sup>99</sup>
	REAR	14" x 8"	1522547-266	\$189 <sup>99</sup>
MATTE BLACK:	FRONT	14" x 7"	1522546-458	\$169 <sup>99</sup>
	REAR	14" x 8"	1522547-458	\$169 <sup>99</sup>

### F SIX'R ○

**FRONT:** Weight: 4.8 kg Offset: +4  
Load Rating: 408 kg

**REAR:** Weight: 5.7 kg Offset: -9  
Load Rating: 590 kg

MATTE BLACK:	FRONT	14" x 7"	1521507-521	\$149 <sup>99</sup>
	REAR	14" x 8"	1521508-521	\$169 <sup>99</sup>
LUSTER:	FRONT	14" x 7"	1521507-410	\$189 <sup>99</sup>
	REAR	14" x 8"	1521508-410	\$199 <sup>99</sup>



### G CYCLONE

**FRONT/REAR:** Weight: 7.8 kg Offset: +4  
Load Rating: 590 kg

ACCENT:	FRONT/REAR	15" x 7"	1523184-266	\$179 <sup>99</sup>
MATTE BLACK:	FRONT/REAR	15" x 7"	1523184-458	\$149 <sup>99</sup>

### H HALO (BEADLOCK RINGS INCLUDED)

**FRONT/REAR:** Weight: 7.7 kg Offset: +38  
Load Rating: 726 kg

ACCENT:	FRONT/REAR	14" x 7"	1523282	\$299 <sup>99</sup>
MATTE BLACK:	FRONT/REAR	14" x 7"	1523266	\$269 <sup>99</sup>

### I WYDE (BEADLOCK RINGS SOLD SEPARATELY) ○

**FRONT/REAR:** Weight: 6.1 kg Offset: +55  
Load Rating: 590 kg

ACCENT:	FRONT/REAR	15" x 7"	1522550-266	\$269 <sup>99</sup>
MATTE BLACK:	FRONT/REAR	15" x 7"	1522550-458	\$249 <sup>99</sup>

### J HEXLR (BEADLOCK RINGS SOLD SEPARATELY) ○

**FRONT/REAR:** Weight: 7.3 kg Offset: +38  
Load Rating: 590 kg

ACCENT:	FRONT/REAR	15" x 7"	1522435-458	\$309 <sup>99</sup>
---------	------------	----------	-------------	---------------------


### K FLARE

**FRONT/REAR:** Weight: 8.1 kg Offset: +4  
Load Rating: 590 kg

ACCENT:	FRONT/REAR	15" x 7"	1523102-266	\$179 <sup>99</sup>
MATTE BLACK:	FRONT/REAR	15" x 7"	1523102-458	\$149 <sup>99</sup>

## LUG NUTS ○ LUG NUTS REQUIRED

SEE PAGE 72



### 14" FORGED BEADLOCK RINGS

Only used on REBLR

	PART #	
A	1522244-619	\$114 <sup>99</sup>
B	1522244-266	\$114 <sup>99</sup>
C	1522244-133	\$114 <sup>99</sup>
D	1522244-293	\$114 <sup>99</sup>
E	1522244-589	\$114 <sup>99</sup>

Matte Black - Replacement  
Only used on Combat

F	1523146-458	\$74 <sup>99</sup>
---	-------------	--------------------

### 15" FORGED BEADLOCK RINGS

Only used on HEXLR

	PART #	
A	1522240-619	\$134 <sup>99</sup>
B	1522240-266	\$134 <sup>99</sup>
C	1522240-133	\$134 <sup>99</sup>
D	1522240-293	\$134 <sup>99</sup>
E	1522240-589	\$134 <sup>99</sup>

Matte Black - Replacement  
Only used on Halo

F	1523147-458	\$79 <sup>99</sup>
---	-------------	--------------------

# WHEEL & TIRE SETS

14"

## UTILITY

	HARVESTER 28" 8,047 km	HARVESTER 27" 8,047 km	PRESERVE™ 27" 8,047 km
AMPLIFY <i>Accent</i>	2883225 \$1,859 <sup>99</sup>	2882388 \$1,739 <sup>99</sup>	2883208 \$1,739 <sup>99</sup>
AMPLIFY <i>Matte Black</i>	2883226 \$1,739 <sup>99</sup>	2882389 \$1,599 <sup>99</sup>	2883209 \$1,599 <sup>99</sup>
BUCKLE <i>Accent</i>	2883220 \$1,859 <sup>99</sup>	2882383 \$1,739 <sup>99</sup>	2883203 \$1,739 <sup>99</sup>
BUCKLE <i>Matte Black</i>	2883221 \$1,739 <sup>99</sup>	2882384 \$1,599 <sup>99</sup>	2883204 \$1,599 <sup>99</sup>
COMBAT <i>Accent</i> BEADLOCKS PRE-MOUNTED			
COMBAT <i>Matte Black</i> BEADLOCKS PRE-MOUNTED			
REBLR <i>Matte Black</i> BEADLOCKS SOLD SEPARATELY			
SHACKLE <i>Accent</i>	2883222 \$1,859 <sup>99</sup>	2882385 \$1,739 <sup>99</sup>	2883205 \$1,739 <sup>99</sup>
SHACKLE <i>Matte Black</i>	2883223 \$1,739 <sup>99</sup>	2882386 \$1,599 <sup>99</sup>	2883206 \$1,599 <sup>99</sup>
SIXR <i>Luster</i>			
SIXR <i>Matte Black</i>	2883224 \$1,739 <sup>99</sup>	2882387 \$1,599 <sup>99</sup>	2883207 \$1,599 <sup>99</sup>

## ROCK/RACE

CRAWLER XR 28" 4,828 km
2882394 \$1,739 <sup>99</sup>
2882395 \$1,599 <sup>99</sup>
2881343 \$1,739 <sup>99</sup>
2881344 \$1,599 <sup>99</sup>
2883213 \$2,139 <sup>99</sup>
2883212 \$1,999 <sup>99</sup>
2881386 \$1,999 <sup>99</sup>
2881355 \$1,739 <sup>99</sup>
2881356 \$1,599 <sup>99</sup>
2881371 \$1,739 <sup>99</sup>
2881372 \$1,599 <sup>99</sup>

## BACKCOUNTRY/TRAIL

DUAL-THREAT 29" 4,828 km	DUAL-THREAT 26" 4,828 km	ATTACK 26" 4,828 km
2883146 \$1,859 <sup>99</sup>	2883138 \$1,669 <sup>99</sup>	2882390 \$1,489 <sup>99</sup>
2883147 \$1,739 <sup>99</sup>	2883139 \$1,539 <sup>99</sup>	2882391 \$1,359 <sup>99</sup>
2883148 \$1,859 <sup>99</sup>	2883140 \$1,699 <sup>99</sup>	2881335 \$1,599 <sup>99</sup>
2883149 \$1,739 <sup>99</sup>	2883141 \$1,539 <sup>99</sup>	2881336 \$1,479 <sup>99</sup>
2883219 \$2,269 <sup>99</sup>	2883217 \$2,059 <sup>99</sup>	
2883218 \$2,139 <sup>99</sup>	2883216 \$1,939 <sup>99</sup>	
		2881381 \$1,669 <sup>99</sup>
2883150 \$1,859 <sup>99</sup>	2883142 \$1,699 <sup>99</sup>	2881347 \$1,599 <sup>99</sup>
2883151 \$1,739 <sup>99</sup>	2883143 \$1,539 <sup>99</sup>	2881348 \$1,479 <sup>99</sup>
		2881359 \$1,599 <sup>99</sup>
2883152 \$1,739 <sup>99</sup>	2883144 \$1,539 <sup>99</sup>	2881360 \$1,479 <sup>99</sup>

## REPLACEMENT CAPS

### POLARIS® CAPS

LUSTER	ALL WHEELS EXCEPT WYDE & HEXLR	1521509-410 • \$15 <sup>99</sup>
MATTE BLACK		1521509-521 • \$15 <sup>99</sup>
LUSTER	HEXLR	1522243-410 • \$30 <sup>99</sup>
MATTE BLACK		1522243-458 • \$30 <sup>99</sup>

### PRO ARMOR® CAPS

LUSTER	ALL WHEELS EXCEPT WYDE & HEXLR	5453209-410 • \$15 <sup>99</sup>
MATTE BLACK		5453209-458 • \$15 <sup>99</sup>
MATTE BLACK	WYDE	1523063-458 • \$15 <sup>99</sup>
LUSTER	HEXLR	1523015-410 • \$15 <sup>99</sup>
MATTE BLACK		1523015-458 • \$15 <sup>99</sup>

15"

## TRAIL

	ATTACK 2.0 28" 4,828 km
CYCLONE <i>Accent</i>	2883160 \$1,799 <sup>99</sup>
CYCLONE <i>Matte Black</i>	2883159 \$1,669 <sup>99</sup>
FLARE <i>Accent</i>	2883158 \$1,799 <sup>99</sup>
FLARE <i>Matte Black</i>	2883157 \$1,669 <sup>99</sup>
HALO <i>Accent</i> BEADLOCKS PRE-MOUNTED	2883162 \$2,169 <sup>99</sup>
HALO <i>Matte Black</i> BEADLOCKS PRE-MOUNTED	2883161 \$2,059 <sup>99</sup>
HEXLR <i>Matte Black</i> BEADLOCKS SOLD SEPARATELY	2883154 \$2,059 <sup>99</sup>
WYDE <i>Accent</i>	2883156 \$1,799 <sup>99</sup>
WYDE <i>Matte Black</i>	2883155 \$1,669 <sup>99</sup>

## ROCK/RACE

CRAWLER XG 28" 4,828 km
2883188 \$1,799 <sup>99</sup>
2883187 \$1,669 <sup>99</sup>
2883186 \$1,799 <sup>99</sup>
2883185 \$1,669 <sup>99</sup>
2883190 \$2,169 <sup>99</sup>
2883189 \$2,059 <sup>99</sup>
2883182 \$2,059 <sup>99</sup>
2883184 \$1,799 <sup>99</sup>
2883183 \$1,669 <sup>99</sup>

## LUG NUTS

LUG NUTS REQUIRED

12MM X 1.5 SPLINED LUG NUTS		
16 LUG NUTS WITH WRENCH		2879332 • \$54 <sup>99</sup>
4 LUG NUTS WITHOUT WRENCH	ALL POLARIS RANGER® 3-SEAT & CREW MODELS	2879331 • \$18 <sup>99</sup>
SPLINED LUG WRENCH		2204966 • \$12 <sup>99</sup>

## 3/8" - 24 HEX LUG NUTS

16 HEX LUG NUTS	570 FULL-SIZE '16-19, CREW 570 FULL-SIZE '16-19, 570 '15-19, CREW 570-4 '15-19, 500 '17-19, EV '15-19, EV LHON '16-18	2877409 • \$43 <sup>99</sup>
4 HEX LUG NUTS		2876754 • \$18 <sup>99</sup>

**2 WAYS TO PURCHASE** INDIVIDUAL WHEELS & TIRES - OR - COMPLETE SETS AS LISTED

VISIT [Polaris.com/ProArmorRANGER](http://Polaris.com/ProArmorRANGER) TO BUILD YOUR CUSTOM SET

Exclusively at Polaris® Authorized Dealers or [Polaris.com/ProArmorRANGER](http://Polaris.com/ProArmorRANGER)



2 EASY STEPS 1) CHOOSE YOUR MOUNT 2) CHOOSE YOUR TRACK

### PROSPECTOR PRO® TRACK SYSTEM

- Polaris® exclusive optimized hub geometry that minimizes feedback and eases steering effort
- Flexible lug design for the highest level of deep snow performance by lifting up in deep snow as opposed to digging down
- Lightweight design with slight weight reduction over Camoplast® kit provides for better flotation, eases steering effort and provides better vehicle control

### PROSPECTOR PRO® TRACK MOUNTS

- Install this track system mounting hardware in place of tires and wheels. Tracks sold separately
- » 2882783 • \$649<sup>99</sup>  
XP 1000 '18-19, CREW XP 1000 '19  
DOES NOT FIT HIGHLIFTER MODELS
- » 2879621 • \$649<sup>99</sup>  
XP 1000 '17, CREW XP 1000 '17-18, XP 900 '13-19, CREW XP 900 '14-19, DIESEL '14-18, CREW DIESEL '16-18  
DOES NOT FIT HIGHLIFTER MODELS
- » 2880071 • \$649<sup>99</sup>  
570 '14-19, CREW 570-4 '15-19, 500 '17-19

### PROSPECTOR PRO® TRACK

- » 2883313 • \$6,449<sup>99</sup>  
XP 1000 '18-19, CREW XP 1000 '18-19, XP 900 '18-19, CREW XP 900 '18-19  
DOES NOT FIT HIGHLIFTER MODELS
- » 2880757 • \$6,449<sup>99</sup>  
XP 900 / 900 (NON-EPS) '13-19, 570 (NON-EPS) '14-19, CREW 570-4 (NON-EPS) '14-19, 500 '17-19
- » 2880758 • \$6,449<sup>99</sup>  
XP 1000 '17, CREW XP 1000 '17, XP 900 EPS '16-17, CREW XP 900 EPS '16-17, DIESEL '14-18, CREW DIESEL '16-18, 570 (EPS) '14-19, CREW 570-4 (EPS) '14-19  
DOES NOT FIT HIGHLIFTER MODELS

If using Glacier® Pro Flow System with tracks, Track Flow Extension is required (2889267)

For year-round use, Polaris recommends the use of Intake Update Kit (2880673) on any Ranger XP 900 '13-19, RANGER XP 1000 '17, RANGER XP 900/1000 CREW '14-18 with tracks installed. To keep intake system working optimally, this kit pre-filters out fine snow and dust.



## TIRE SEALANT

- » 32 OZ. • 2830484 • \$23<sup>99</sup>
- » 1 GALLON • 2830485 • \$82<sup>99</sup>
- » 5 GALLON • 2830486 • \$346<sup>99</sup>
- » 5 GALLON PUMP • 2830487 • \$154<sup>99</sup>



## COLBY VALVE SHORT ULTIMATE VALVE - 2 PACK **NEW**

» 2883292 • \$54<sup>99</sup>

## COLBY VALVE EMERGENCY VALVE - 2 PACK **NEW**

» 2883293 • \$54<sup>99</sup>

## COLBY VALVE BOX COMBO **NEW**

• Includes 8 Ultimate & 8 Emergency Valves  
» 2883294 • \$749<sup>99</sup>

# KEEP IT ICE COLD


**POLARIS NORTHSTAR® COOLERS** can survive just about anything - from extreme heat to a nasty tumble off a vehicle. So when we say ice will stay cold for hours on end and anything inside will stay locked up tight, we mean it.

## POLARIS NORTHSTAR® COOLER



- |  |   |   |  |  |
|--|---|---|--|--|
| <b>105 QUART</b><br>» GRAPHITE • 2883426 • <b>\$509<sup>99</sup></b><br>» DESERT • 2883392 • <b>\$509<sup>99</sup></b> | <b>60 QUART</b><br>» GRAPHITE • 2883425 • <b>\$409<sup>99</sup></b><br>» DESERT • 2881259 • <b>\$409<sup>99</sup></b> | <b>30 QUART</b><br>» GRAPHITE • 2883424 • <b>\$309<sup>99</sup></b><br>» DESERT • 2881315 • <b>\$309<sup>99</sup></b> | <b>15 QUART <i>NEW</i></b><br>» GRAPHITE • 2883968 • <b>\$249<sup>99</sup></b> | <b>20 QUART SOFTSIDE</b><br>» GRAPHITE • 2883390 • <b>\$209<sup>99</sup></b> |
|--|---|---|--|--|

## 30, 60 & 105 QUART FEATURES



## TUMBLERS

- » 30 OZ • 2883394 • **\$36<sup>99</sup>**
- » 20 OZ • 2883393 • **\$30<sup>99</sup>**

# GRIZZLY TESTED. POLARIS® APPROVED.



This cooler is IGBC-approved, meaning it withstands the power expended by a typical grizzly bear if it was trying to get inside. Seriously, there are experts who know what a grizzly is capable of doing, and they certify that the Polaris Northstar® Cooler can take it.



## POLARIS NORTHSTAR® COOLER ACCESSORIES



### WIRE BASKET

- » 105 QUART • 2883648 • **\$59<sup>99</sup>** *NEW*
- » 60 QUART • 2882185 • **\$43<sup>99</sup>**
- » 30 QUART • 2882438 • **\$36<sup>99</sup>**



### DIVIDERS

- » 105 QUART • 2883468 • **\$43<sup>99</sup>** *NEW*  
COMES WITH ONE DIVIDER
  - » 60 QUART • 2882184 • **\$59<sup>99</sup>**  
COMES WITH TWO DIVIDERS
  - » 30 QUART • 2882186 • **\$30<sup>99</sup>**  
COMES WITH ONE DIVIDER
- Divider doubles as a cutting board



105 QUART  
1 way to partition



60 QUART  
2 ways to partition



30 QUART  
1 way to partition



### SEAT CUSHION

- » 60 QUART • 2882179 • **\$114<sup>99</sup>**
- » 30 QUART • 2882507 • **\$89<sup>99</sup>**

### COOLER WHEELS

- » 60 QUART • 2882180 • **\$124<sup>99</sup>**

### BOTTLE OPENER

- » 2882183 • **\$15<sup>99</sup>**  
ALL COOLERS



# HOLDS ICE 30+ HOURS LONGER THAN YETI®\*

\*YETI is a registered trademark of YETI COOLERS, LLC



### LOCK & RIDE QUICKSTRAP

- » 2882187 • **\$59<sup>99</sup>**  
ALL COOLERS, RANGER® AND POLARIS GENERAL CARGO BOXES



### *NEW* 1.5" X 16' 5,500 LB RATCHET STRAP

- Heavy duty webbing
- 5,500 Lb. Maximum Load / 1,833 Lb. Working Load
- 2 Pack
- » 2884031 • **\$59<sup>99</sup>**



### *NEW* 2" X 20' 10,000 LB RATCHET STRAP

- Heavy duty webbing
- 10,000 Lb. Maximum Load / 3,300 Lb. Working Load
- Floating D-Rings
- Double J-Hooks
- » 2884032 • **\$43<sup>99</sup>**



**PROTECT THE GEAR YOU NEED.  
LIVE THE LIFE YOU LOVE.**



View this RANGER® & make it your own  
[POLARIS.COM/RANGERhunt1000](http://POLARIS.COM/RANGERhunt1000)

RANGER XP® 1000 EPS  
Polaris® Pursuit® Camo

## KOLPIN STRONGHOLD® SYSTEM

Polaris® is proud to partner with Kolpin® Outdoors, an industry leader in off-road accessories and the premier name in gun boots and mounts. If you need to secure a firearm, ice fishing rods, an ice auger or a pop-up blind while riding, simply attach the auto-latch mount and choose your case.

**IDEAL FOR SCOPED RIFLES, SHOTGUNS AND LONG-BARRELED PISTOLS**

**KOLPIN STRONGHOLD® PRODUCTS SECURELY PROTECT THE ESSENTIALS WHEN ON THE TRAIL.**



### STEP 1 CHOOSE YOUR MOUNT



### STEP 2 CHOOSE YOUR BOOTS



Includes Transport Case



#### LOCK & RIDE AUTO-LATCH MOUNT

- Precision angle adjustable for a custom fit
- Provides a quick and secure attachment point

» **DOUBLE BOOT MOUNT** • 2883970 • \$234<sup>99</sup> » **SINGLE BOOT MOUNT** • 2884106 • \$83<sup>99</sup>

XP 1000 '17-19, CREW XP 1000 '17-19, XP 900 '13-19, CREW XP 900 '14-19, DIESEL '15-18, CREW DIESEL '15-18, 570 FULL-SIZE '16-19, CREW 570 FULL-SIZE '16-19

#### GUN BOOT® XL – TRANSPORT

- 52" L x 3 3/4" W x 10 1/2" H

» 2882430 • \$129<sup>99</sup>  
Requires Auto-Latch Mount (2883970 or 2884106)

#### GUN BOOT® L – IMPACT

- 52" x 4 3/4" x 9 1/4" H

» 2882426 • \$83<sup>99</sup>  
Requires Auto-Latch Mount (2883970 or 2884106)

#### PISTOL BOOT

- 15 1/2" L X 2 1/2" W x 8 3/4" H

» 2882429 • \$69<sup>99</sup>  
Requires Auto-Latch Mount (2883970 or 2884106)

#### ICE AUGER / POP-UP BLIND BOOT

- 46" L X 12 1/2" W

» 2882427 • \$109<sup>99</sup>  
Requires Auto-Latch Mount (2883970 or 2884106)

#### ICE ROD BOOT

- 39" x 18 1/2" x 6" H

» 2882428 • \$129<sup>99</sup>  
Requires Auto-Latch Mount (2883970 or 2884106)

## KOLPIN RHINO GRIPS®



**IDEAL FOR BOWS, CROSSBOWS AND UNCASSED LONG GUNS**



#### LOCK & RIDE RHINO GRIP® PRO BY KOLPIN®

» 2884107 • \$109<sup>99</sup>  
ALL RANGER® MODELS (EXCEPT 150)



#### LOCK & RIDE RATCHETING RHINO GRIP® BY KOLPIN®

» 2881575 • \$90<sup>99</sup>  
ALL RANGER® MODELS (EXCEPT 150)



#### LOCK & RIDE RHINO GRIP® XL DOUBLE BY KOLPIN®

» 2884108 • \$94<sup>99</sup>  
ALL RANGER® MODELS (EXCEPT 150)



#### LOCK & RIDE RHINO GRIP® XL BY KOLPIN®

» 2881574 • \$62<sup>99</sup>  
ALL RANGER® MODELS (EXCEPT 150)



#### RHINO GRIP® PRO RUBBER STRAPS BY KOLPIN

» 2884109 • \$11<sup>99</sup>  
RHINO GRIP® PRO



#### RHINO GRIP® XL RUBBER STRAPS BY KOLPIN®

» 2881621 • \$7<sup>99</sup>  
RHINO GRIP® XL

**THANKS TO OUR PARTNERS.** We would like to thank our partners Browning® and Mathews® for helping to deliver a successful and safe off-road experience when out in the field.



Browning® is a registered trademark of Browning. Mathews® is a registered trademark of Mathews Archery Inc.

COMMON

3-SEAT 8 CREW / 2-SEAT 8 CREW

WINCH

PLOWS

LIGHTING

WHEELS & TIRES

COOLERS

HUNT

FISH / YOUTH

77

76



THIS SEASON

# ELEVATE YOUR PURSUIT

AND LEAVE NOTHING TO CHANCE

GEAR UP WITH THE RIGHT ACCESSORIES THAT CAN TAKE YOU TO FIND THE NEXT TROPHY. After you customize your cab with the new **RANGER Pro Shield™ Cab System**, add on the hunting essentials to keep your gear and gun safe across the rugged terrain.



View this **RANGER** & make it your own  
[POLARIS.COM/HuntCrew](https://POLARIS.COM/HuntCrew)  
**RANGER CREW™ XP 1000 EPS**  
Polaris® Pursuit® Camo



### IN-CAB GUN MOUNT

- Gives you instant gun access in the field
- Mounts securely to the floor and adjusts up to 45° forward
- Robust, molded gun butt holder at base
- Quick-release barrel straps
- Easily removable
- Accommodates scope-equipped rifles

» 2883263 • **\*209<sup>99</sup>**  
XP 1000 '18-19, CREW XP 1000 '19

» 2881537 • **\*209<sup>99</sup>**  
CREW XP 1000 '17-18,  
XP 900 '13-19, CREW XP 900 '14-19,  
DIESEL '15-18, CREW DIESEL '15-18,



### LOCK & RIDE GUN RACK 6

- Adjustable to store guns at an angle or vertical (shown at angle)
- Holds 6 rifles or shotguns securely with soft rubber v-grips
- Stock is secured in place with a soft molded rubber inlay along the bottom of the rack
- Rack can be adjusted into 3 positions based on firearm height

» 2882159 • **\*1509<sup>99</sup>**  
XP 1000 '17-19, CREW XP 1000 '17-19,  
XP 900 '13-19, CREW XP 900 '14-19,  
DIESEL '15-18, CREW DIESEL '15-18,  
570 FULL-SIZE '16-19, CREW 570 FULL-SIZE '16-19



### POLARIS® PURSUIT® CAMO SXS FIELD COVER

- Full-coverage camo print cover hides your side-by-side while in the field
- Lightweight material protects your **RANGER** from inclement weather

» 2882160 • **\*169<sup>99</sup>**  
ALL 3-SEAT & 2-SEAT RANGER® MODELS



### LOCK & RIDE DOG KENNEL

- Drain holes in the bottom
- Rubber feet seamlessly fit in the indentations of the **RANGER** Gear Vault for a secure fit
- Use the Lock & Ride® QuickStrap to secure to the cargo bed
- Lightweight with a molded handle in the top for easy carrying

» 2882354 • **\*339<sup>99</sup>**  
ALL RANGER® MODELS (EXCEPT 150)



### RANGER® GEAR VAULT

- Designed for a perfect fit in the cargo bed for the Full-Size **RANGER**®, can also be used in other trucks
- Water-resistant design, with two easy-to-pull handles with locking middle handle and two adjustable dividers to meet your hauling needs
- Integrated top depressions allow for an exact fit for the Lock & Ride® Dog Kennel, Polaris Northstar® Coolers (30 & 60 qt.), 5-gallon buckets and more

» 2882353 • **\*869<sup>99</sup>**  
XP 1000 '17-19, CREW XP 1000 '17-19,  
XP 900 '13-19, CREW XP 900 '14-19,  
DIESEL '15-18, CREW DIESEL '15-18,  
570 FULL-SIZE '16-19, CREW 570 FULL-SIZE '16-19

COMMON

3-SEAT & CREW / 2-SEAT & CREW

WINCH

PLOWS

LIGHTING

WHEELS & TIRES

COOLERS

HUNT

FISH / YOUTH

# Otter

LOCK & RIDE

Polaris® XT **NEW**  
Pro Lodge by Otter



**OtterTEC**  
THERMAL

### OUTER SHELL

Provides outstanding wind & light blocking capabilities

### INNER LINING

The full thermal quilted inner shell provides higher lofting while locking in heat & virtually eliminating condensation

### LIGHTWEIGHT

Oversized square tube aluminum frame with anodized receiver tubes and ultra-glide operation

"The full-thermal Otter® Ice House from Polaris® sets up in minutes, is spacious enough for two anglers to fish in comfort and stows quickly on the back of your Ranger. It is the premium shelter solution for ice anglers that rely on their Polaris RANGER® for mobility out on the ice."  
- James Holst, InDepth Outdoors

## EASY SET UP



## FEATURES

- Fits 1-2 people
- 26.5 square feet
- Set up dimensions: 67" L x 59 1/2" W x 78 1/2" H
- Cover included
- 2 top sealable vents
- Front entry door with dual coil zippers
- 2 sewn-in TPU crack resistant windows
- Insulated corners for complete coverage
- Interior draft skirt w/ extra-long perimeter



WARRANTY

### POLARIS RANGER COMPATIBLE MODELS



XP 1000 '17-19,  
CREW XP 1000 '17-19,



XP 900 '13-19,  
CREW XP 900 '14-19,  
DIESEL '15-18,  
CREW DIESEL '15-18



570 FULL-SIZE '16-19,  
CREW 570 FULL-SIZE '16-19

LOCK & RIDE

Polaris® XT  
Pro Lodge  
by Otter

» 2882199 **\$1,289<sup>99</sup>**

# HIT THE TRAILS RANGER® 150 ACCESSORIES



### FULL-WINDSHIELD - POLY

- .125" clear poly carbonate
- Mounts with 4 simple p-clamps

» 2883288 **\$209<sup>99</sup>**  
150 '19



### HALF-WINDSHIELD - POLY

- 13" tall
- .125" clear poly carbonate
- Mounts with 4 simple p-clamps


» 2883298 **\$134<sup>99</sup>**  
150 '19



### SPORT ROOF - POLY

- Shields you from rain, snow, sun
- Easy install


» BLACK • 2883289 **\$269<sup>99</sup>**  
150 '19



LOCK & RIDE Easy On & Off



Room for Ice Fishing Gear



Comfortable Fishing for 2  
seating not included

Otter is a registered trademark of Otter Outdoors, LLC



### FRONT & REAR BRUSHGUARD - SET

- Includes front & rear bumper
- Durable, E-coated steel construction

» BLACK • 2883287 **\$134<sup>99</sup>**  
150 '19

COMMON

3-SEAT 8 CREW /  
2-SEAT 8 CREW

WINCH

PLOWS

LIGHTING

WHEELS & TIRES

COOLERS

HUNT

FISH / YOUTH

# HUNT



View this RANGER® & make it your own  
[POLARIS.COM/RANGERhunt570](https://POLARIS.COM/RANGERhunt570)  
RANGER® 570  
Polaris® Pursuit® Camo

# WORK



View this RANGER® & make it your own  
[POLARIS.COM/RANGERwork570](https://POLARIS.COM/RANGERwork570)  
RANGER® 570  
Sage Green

# RANGER® 570/500/EV

POWER, COMFORT AND LEGENDARY RANGER® CAPABILITY combine to haul more, tow more and do more when you need it the most. Whether it's on your property, on the hunt, on the trail or at the work site, a mid-size RANGER® equipped with Polaris Engineered Accessories™ takes on all tasks.

# MAKE IT YOURS.

# RANCH



View this RANGER® & make it your own  
[POLARIS.COM/RANGERranch570](https://POLARIS.COM/RANGERranch570)  
RANGER CREW® 570-4 EPS  
Nara Bronze

# TRAIL



View this RANGER® & make it your own  
[POLARIS.COM/RANGERtrail500](https://POLARIS.COM/RANGERtrail500)  
RANGER® 500  
Solar Red

## RANGER® 570 / 500 / EV BUILD THE RIGHT TOOL FOR THE JOB.

### CAB COMFORT WITH THE RANGER® CAB SYSTEM

- Roof Pg 84
- Windshield Pg 86
- Rear Panel Pg 87
- Doors Pg 85
- Cab Comfort Pg 90

### MAKE WORK EASIER WITH THE RIGHT TOOLS FOR THE JOB

- Polaris® Winches Pg 54
- Rigid® & Pro Armor® Lighting Pg 64
- Kolpin® & Polaris® Hunting Acces. Pg 76
- Cargo Bed Storage Options Pg 48
- GLACIER® Plow Systems Pg 58
- Pro Armor® Wheels & Tires Pg 66

### THE RIGHT STUFF TO MAINTAIN YOUR RANGER®

- Oil & Lubricants Pg 94
- Maintenance Parts Pg 96

### EVERYTHING YOU NEED TO GEAR UP FOR THE RIDE

- Helmets & Apparel Pg 108



BUILD YOUR OWN RANGER.®  
[POLARIS.COM/RANGER](https://POLARIS.COM/RANGER)

## POLARIS ENGINEERED™ ADVANTAGES



### SEALED COVERAGE

Just as roof shingles overlap for seamless coverage, roofs extend over other cab components to add even more protection against the elements, delivering the best fit and seal.



### KEEP MOISTURE MOVING

Keep precipitation moving with integrated roof water channels that direct water away from the cab, even when you're stationary.




### REVOLUTIONARY INSTALLATION

Lock & Ride® roofs install directly into mounting points in the cab frame, and are easily installed or removed without tools.

# OVERHEAD PROTECTION

**TO SHIELD AGAINST DRIVING RAIN OR THE BLISTERING SUN**, a roof is the first must-have of the Polaris Engineered Accessories™ line-up. Choose from poly or steel and know that you are protected from the elements with a seamless integrated roof.

**POLY** Lightweight, durable and impact-resistant. A poly roof can take the abuse of a tight trail and still protect.




### SPORT ROOF - POLY TOP SELLER

- Provides shade, superior overhead protection
  - Tough injection-molded design resists distortion from the elements
  - Polaris® Pursuit™ Camo offers effective visual camouflage in the field
- » 2-SEAT POLARIS® PURSUIT™ CAMO • 2883237 • **\$809<sup>99</sup>**
  - » 2-SEAT BLACK • 2883236 • **\$429<sup>99</sup>**
  - » 570 '15-19, 500 '17-19, EV '15-19, EV Li-Ion '16-18
  - » CREW BLACK • 2883238 • **\$709<sup>99</sup>**
  - CREW 570-4 '15-19

**STEEL** For the ultimate in strength and protection.

### HD ROOF - STEEL

- Stout 12-gauge steel construction
  - Powdercoated finish for scratch and corrosion resistance
  - Interior fabric liner provides sound reduction
- » 2-SEAT • 2879954 • **\$809<sup>99</sup>**
  - 570 '15-19, 500 '17-19, EV '15-19, EV Li-Ion '16-18



# COMPLETE YOUR CAB SYSTEM

## POLY DOORS

### HINGED WINDOW

- A premium, door offering hinged window for customizable ventilation in the cab.

FRONT DOORS  
(SET OF 2) 570 '15-19, CREW 570-4 '15-19, 500 '17-19, EV '15-19, EV Li-Ion '16-18



Hinged Window - Poly Doors - Polaris® Pursuit™ Camo  
2880636 | \$3,729<sup>99</sup>

Hinged Window - Poly Doors - Black  
2882247 | \$2,709<sup>99</sup>

## CANVAS DOORS

### ZIP WINDOW

- Lightweight, durable protection with adjustable zipper ventilation and see-through bottom panel.



Zip Window Doors - Canvas - Black  
2879963 | \$1,229<sup>99</sup>

REAR DOORS  
(SET OF 2) CREW 570-4 '15-19



Zip Window Doors - Rear - Canvas - Black  
2879964 | \$1,229<sup>99</sup>

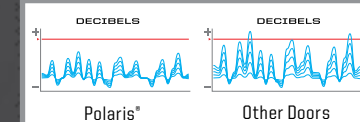
## POLARIS ENGINEERED™ ADVANTAGES



### PREMIUM FEATURES

Automotive-like finish, solid latches, storage and more.

### QUIETER AT IDLE



### SOUND DAMPENING DOOR LINERS

Select doors come standard with sound-absorbing liners to help reduce in-cab noise.



### UNPRECEDENTED VENTILATION OPTIONS

Choose from multiple window options –including hinged and zip-down windows. This allows you to find the perfect amount of ventilation and temperature regulation.



### REVOLUTIONARY INSTALLATION

Adding or removing your doors is as simple as dropping them in and pulling them off. Easy, convenient, and takes only seconds to remove the restraint rubber strap.

# ULTIMATE CLARITY WITH GLASS

FOR THE ULTIMATE IN SCRATCH RESISTANCE AND CLARITY, nothing beats glass. It has the most optical clarity of any windshield material, and cuts the wind and harsh elements. Couple a rear panel with your windshield to reduce the dust swirl for a clean ride.



## TEMPERED SAFETY GLASS

For the ultimate in scratch resistance, tempered safety glass is the top choice. Optically, it is the clearest glass available, and because it is tempered, it's shatterproof.

## POLARIS ENGINEERED™ ADVANTAGES



### AIRTIGHT GASKET SEAL

RANGER® windshields feature a 360° gasket seal preventing moisture and dust from entering the cab.



### MULTI-FUNCTION FEATURES

Venting options are useful for controlling airflow into the cab. This allows you to regulate the temperature inside. A low-profile exterior framework on the windshields gives an unobstructed field of vision.



### REVOLUTIONARY INSTALLATION

Every Lock & Ride® windshield utilizes a unique clamp that secures your windshield with the perfect amount of hold for rough trail conditions, yet still allows for easy, tool-less removal.

## GLASS WINDSHIELDS



### TIP-OUT WINDSHIELD - GLASS

- Made of strong, optical-grade laminate safety glass
- Provides optimal visibility and the best protection from wind, inclement weather and off-road hazards
- Minimal perimeter framework for a low profile and full visibility
- Tip-out feature lets riders adjust the windshield to an open position that allows riders to enjoy airflow in the cab

» 2881784 • \$1,329<sup>99</sup>  
570 '15-19, CREW 570-4 '15-19, 500 '17-19, EV '15-19, EV LHON '16-18



### LOCK & RIDE FULL WINDSHIELD - GLASS

- Provides the highest level of scratch resistance
- » 2881783 • \$809<sup>99</sup>  
570 '15-19, CREW 570-4 '15-19, 500 '17-19, EV '15-19, EV LHON '18

ADD ALL-WEATHER VISIBILITY  
WINDSHIELD WIPER & WASHER SYSTEM  
**P. 90**

## REAR PANEL



**REDUCE IN-CAB DUST SWIRL BY ADDING A REAR PANEL**  
With a windshield and roof installed, turbulent air develops behind the cab. Add a rear panel to reduce dust intrusion from this swirl.



### LOCK & RIDE REAR PANEL - GLASS

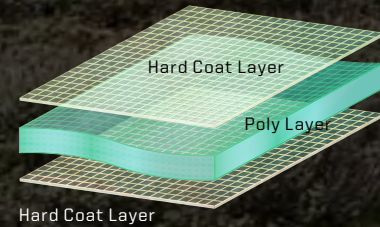
- Durable, tempered laminate glass provides a high level of scratch resistance
- » 2879965 • \$409<sup>99</sup>  
570 '15-19, CREW 570-4 '15-19, 500 '17-19, EV '15-19, EV LHON '16-18

# DURABLE POLY PROTECTION

**LIGHT AND FLEXIBLE**, poly is impact-resistant, providing long-term value and protection. Whether you choose hard coat or general poly, you can hit the trail or job site with confidence, protection, and durability

## HARD COAT POLY

Poly windshields covered by hard coat provide **30x MORE** scratch resistance than any standard poly windshields.



POLARIS ENGINEERED™  
ADVANTAGES




## AIRTIGHT GASKET SEAL

RANGER® windshields feature a 360° gasket seal, preventing moisture and dust from entering the cab.

## POLY WINDSHIELDS

## REAR PANELS



### FLIP-DOWN WINDSHIELD - HARD COAT POLY

• 2 venting options: fully sealed or flip-down/remove upper half for some protection with maximum ventilation

» 2882178 • \$609<sup>99</sup>  
570 '15-19, CREW 570-4 '15-19, 500 '17-19, EV '15-19, EV LHON '16-18



### LOCK & RIDE VENTED WINDSHIELD - HARD COAT POLY

• Frameless design for maximum visibility  
• Added vents for airflow on a hot day or defrosting on a cold day

» 2883342 • \$669<sup>99</sup>  
570 '15-19, CREW 570-4 '15-19, 500 '17-19, EV '15-19, EV LHON '16-18



### LOCK & RIDE FULL WINDSHIELD - HARD COAT POLY

• Durable, optical-grade, .236" thick polycarbonate offers outstanding rider protection & visibility  
• Windshield has minimal perimeter framework for full visibility

» 2883319 • \$609<sup>99</sup>  
570 '15-19, CREW 570-4 '15-19, 500 '17-19, EV '15-19, EV LHON '16-18



### LOCK & RIDE FULL WINDSHIELD - POLY

• Durable, optical-grade, .236" thick polycarbonate offers outstanding rider protection & visibility  
• Windshield has minimal perimeter framework for full visibility

» 2883318 • \$469<sup>99</sup>  
570 '15-19, CREW 570-4 '15-19, 500 '17-19, EV '15-19, EV LHON '16-18



### LOCK & RIDE HALF WINDSHIELD - POLY

• Strong, durable polycarbonate half windshield delivers a combination of protection & airflow into the cab  
• Half windshield offers protection from rain, sleet, spray, & off-road hazards

» 2883320 • \$249<sup>99</sup>  
570 '15-19, CREW 570-4 '15-19, 500 '17-19, EV '15-19, EV LHON '16-18



**REDUCE IN-CAB DUST SWIRL BY ADDING A REAR PANEL**  
With a windshield & roof installed, turbulent air develops behind the cab. Add a rear panel to reduce dust intrusion from this swirl.



### LOCK & RIDE REAR PANEL - POLY TOP SELLER

• Strong, .236" thick polycarbonate provides outstanding impact and scratch resistance

» 2879812 • \$339<sup>99</sup>  
570 '15-19, CREW 570-4 '15-19, 500 '17-19, EV '15-19, EV LHON '16-18



## VENTING OPTIONS

Venting options are useful for controlling airflow into the cab. This allows you to regulate the temperature inside.



## REVOLUTIONARY INSTALLATION

Every Lock & Ride® windshield utilizes a unique clamp that secures your windshield with the perfect amount of hold for rough trail conditions, yet still allows for easy, tool-less removal.

2-SEAT & CREW

570/500

ROOFS & DOORS

GLASS WINDSHIELDS & REAR PANELS

POLY WINDSHIELDS & REAR PANELS

CAB COMFORT & PROTECTION

STORAGE

## CONVENIENCE FEATURES

### CAB SEAL SYSTEM

» 2 SEAT • 2880508 • \$159<sup>99</sup>  
570 '15-19, 500 '17-19, EV '15-19, EV LH-ION '16-18  
(INCLUDED WITH PREMIUM DOORS)

### EPS SYSTEM (ELECTRIC POWER STEERING)

- Enjoy smooth, easy, precise, responsive automotive-quality power steering
- EPS provides a light steering feel in all situations, including low-speed maneuvering through challenging terrain

» 2879970 • \$1,739<sup>99</sup>  
570 '15-19, CREW 570-4 '15-19

### HORN

» 2879273 • \$89<sup>99</sup>  
570 '15-19, CREW 570-4 '15-19, 500 '17-19, EV '15-19, EV LH-ION '16-18

### AUXILIARY BATTERY KIT

- Recommended to use up to two batteries

» 2880555 • \$409<sup>99</sup>  
EV '15-19, EV LH-ION '16-18

### REMOTE GARAGE DOOR OPENER BY HOMELINK®

» 2882082 • \$209<sup>99</sup>  
570 '15-19, CREW 570-4 '15-19, 500 '17-19, EV '15-19, EV LH-ION '16-18

### REVERSE WARNING ALERT

» 2880631 • \$109<sup>99</sup>  
570 '15-19, CREW 570-4 '15-19, 500 '17-19, EV '15-19, EV LH-ION '16-18

### SPEEDKEY®

» 2879988 • \$409<sup>99</sup>  
570 '15-19, CREW 570-4 '15-19, 500 '17-19

### EV QUICK CHARGING SYSTEM

» 2880556 • \$809<sup>99</sup>  
EV '15-19, EV LH-ION '16-18



# PROTECT YOUR INVESTMENT

THE BEST WAY TO PROTECT your RANGER® is with durable, rugged Polaris® bumpers and guards. Engineered for heavy-duty use, these items are your best line of defense against unexpected encounters, and will keep you going strong even when on the toughest job.



# FIELD TESTED INTERIOR

ADD SUPERIOR ALL-WEATHER FUNCTIONALITY and comfort to your RANGER® with premium Polaris Engineered Accessories™. Keep warm on the coldest of days with a heater kit and improve visibility with a Windshield Wiper and Washer System or Large Rear View Mirror.



### 8-VENT HEATER & DEFROST SYSTEM

» 2879967 • \$1,069<sup>99</sup>  
570 '15-19, CREW 570-4 '15-19, 500 '17-19  
⚠ Requires Battery Connection Cable



### LARGE REAR VIEW MIRROR TOP SELLER

» 2879969 • \$89<sup>99</sup>  
570 '15-19, CREW 570-4 '15-19, 500 '17-19, EV '15-19, EV LH-ION '16-18

### WINDSHIELD WIPER & WASHER SYSTEM

- Use with Full Glass Windshield 2881783 only

» 2879968 • \$669<sup>99</sup>  
570 '15-19, CREW 570-4 '15-19, 500 '17-19, EV '15-19, EV LH-ION '16-18  
⚠ Requires Battery Connection Cable



## STANDARD BRUSHGUARDS


PERFECT FOR: INCREASED PROTECTION AROUND LIGHTING AND FENDERS

FRONT



REAR

1.25" DIAMETER STEEL TUBE CONSTRUCTION



» FRONT • 2879973 • \$339<sup>99</sup>  
570 '15-19, CREW 570-4 '15-19, 500 '17-19, EV '15-19, EV LH-ION '16-18

» REAR • 2879972 • \$269<sup>99</sup>



### ROCK GUARDS WITH STEP

- Durable, stamped plate steel construction
- Provides additional protection for side of vehicle
- Integrated boot scraper helps keep interior clean

» 2 SEAT • 2879974 • \$209<sup>99</sup>  
570 '15-19, 500 '17-19, EV '15-19, EV LH-ION '16-18

## THE RIGHT TOOLS GET MORE DONE

### LOCK & RIDE

EXCLUSIVE AND AVAILABLE ON ALL POLARIS® VEHICLES, LOCK & RIDE® ACCESSORIES LET YOU QUICKLY CHANGE FROM ONE TASK TO ANOTHER WITH HUNDREDS OF OPTIONS.

WITH THE FLIP OF A LEVER, LOCK & RIDE® PLUNGERS USE OUTWARD PRESSURE TO EXPAND FOR A SECURE FIT.



TIP DOWN HEADACHE RACK

CARGO MAX SYSTEM

#### LOCK & RIDE

### TIP-DOWN HEADACHE RACK

- Tip-down feature converts from rear cab protection to versatile bed rack
- Designed to accept multiple accessories, including coolers, storage boxes and more

» 2879976 • \$454<sup>99</sup>

570 '15-19, CREW 570-4 '15-19, 500 '17-19, EV '15-19, EV LHON '16-18



### FIRE EXTINGUISHER HOLDER

- Quick-release strap allows for easy access

» 2882158 • \$114<sup>99</sup>

570 '15-19, CREW 570-4 '15-19, 500 '17-19, EV '15-19, EV LHON '16-18

#### LOCK & RIDE

### CARGOMAX SYSTEM

- Comes standard with a support bar that ties the two sides together for a sturdy cargo hold
- Adjustable utility hooks provide more options for hanging tools, cords or gear
- Two sides and a support bar included

» 2882177 • \$669<sup>99</sup>

570 '15-19, CREW 570-4 '15-19, 500 '17-19, EV '15-19, EV LHON '16-18



### UNDER SEAT STORAGE BOX

» 2880046 • \$134<sup>99</sup>

570 '15-19, CREW 570-4 '15-19, 500 '17-19, EV '15-19, EV LHON '16-18



BED EXTENDER/DIVIDER

#### LOCK & RIDE

### BED EXTENDER/DIVIDER

- Installs in any location in the box to secure any cargo
- Use it to extend or divide the cargo box

» 2879977 • \$339<sup>99</sup>

570 '15-19, CREW 570-4 '15-19, 500 '17-19, EV '15-19, EV LHON '16-18

#### LOCK & RIDE

### CHAINSAW MOUNT

» 2879354 • \$179<sup>99</sup>

570 '15-19, CREW 570-4 '15-19, 500 '17-19, EV '11-19, EV LHON '16-18



### RIDE & REPAIR ESSENTIALS KIT

» 2881207 • \$134<sup>99</sup>

ALL RANGER® MODELS

#### LOCK & RIDE

### D-RINGS

- The most versatile Lock & Ride® accessory - add as many as you need to secure your cargo with bungee cords or straps

» 2881545 • \$43<sup>99</sup>

ALL RANGER® CARGO BOXES

#### LOCK & RIDE

### QUICKSTRAP

- The Quickest and Most Secure Way to Mount Polaris® Accessories
- Sold as a pair

» 2882187 • \$59<sup>99</sup>

ALL COOLERS, RANGER® CARGO BOXES



### NEW 1.5" X 15' 5,500 LB RATCHET STRAP

- Heavy duty webbing
- 2 Pack

» 2884031 • \$59<sup>99</sup>



LOCK & RIDE® STORAGE BOX

#### LOCK & RIDE

### STORAGE BOX

- Rugged roto-molded construction locks for security and is water-resistant
- Low-profile design retains additional hauling capacity on top of vault
- Sliding drawer features foam padding and adjustable dividers
- Fits perfectly in the bed of your RANGER®, pickup box or full-size SUV

» 2877033 • \$439<sup>99</sup>

570 '15-19, CREW 570-4 '15-19, 500 '17-19, EV '15-19, EV LHON '16-18



LOCK & RIDE® TOOL RACK

#### LOCK & RIDE

### TOOL RACK

- Attach on the inside or outside of the cargo bed

» 2881533 • \$269<sup>99</sup>

570 '15-19, CREW 570-4 '15-19, 500 '17-19, EV '11-19, EV LHON '16-18

### CARGO BED MAT

- Non-slip surface to better secure loads
- Protect the cargo bed from scratches and scuffs
- Lifts out & is easy to clean
- Can be cut to access factory tie-down cleats

» 2881485 • \$134<sup>99</sup>

570 '15-19, CREW 570-4 '15-19, 500 '17-19, EV '15-19, EV LHON '16-18



CARGO BED MAT



### NEW 2" X 20' 10,000 LB RATCHET STRAP

- Heavy duty webbing

» 2884032 • \$43<sup>99</sup>



## ENGINEERED TO MAXIMIZE THE LIFE OF YOUR RIDE

All Polaris® fluids—from AGL to Demand Drive Fluid—are developed for your vehicle. Trust the only fluids perfectly engineered for your needs.



## SPECIFIC NEEDS, **SPECIFIC OILS**

Polaris® invests millions in engine development, and part of that investment is making sure its lubricants—critical to engine performance—are the right formula for your specific engine. The amount of testing data and engineering resources used in developing Polaris® lubricants would overwhelm an aftermarket company. Therefore, the aftermarket must produce an oil to an industry-wide standard that must account for a variety of operating parameters.

PS-4 is designed specifically for Polaris® 4-cycle engines and has high film strength and wear protection under extreme loads and temperatures. Exclusive anti-wear additives protect engine parts with extra rust and corrosion protection.



Everything needed to change your oil! The correct filter & amount of oil for your vehicle.



PS-4 OIL CHANGE KIT (OIL & FILTER)		PS-4 (EXTREME DUTY) OIL CHANGE KIT (OIL & FILTER)	
PART NUMBER	VEHICLE FITMENT	PART NUMBER	
2202166	RANGER®/RZR®/SPORTSMAN® 570, TWIN 600, TWIN 700, TWIN 800	2879004	
2879323	RANGER®, POLARIS GENERAL®, RZR® 900/1000, RSI	2879324	
2877473	RANGER®/SPORTSMAN® 300-500, SPORTSMAN®/SCRAMBLER® 500/850/1000	2878924	
2881696	RZR® TURBO	2881697	



### PS-4 FULL-SYNTHETIC OIL

PS-4 is optimal for ambient operating temperatures of -40° F to 100° F

- » 1 QT. • 2876244
- » 1 GAL. • 2876245
- » 16 GAL. • 2876247



### PS-4 EXTREME-DUTY FULL-SYNTHETIC OIL

PS-4 Extreme Duty is optimal for ambient operating temperatures of 0° F to 130° F

- » 1 QT. • 2878920
- » 1 GAL. • 2878919
- » 16 GAL. • 2879003



### ORV MAINTENANCE KIT

This convenient kit includes everything you need, in the correct fluid volumes, to properly maintain your drive train, and keep your vehicle in top operating condition.

- Includes: 1.5 qt.s AGL, 1 qt. Angle Drive Fluid, 1 pint Demand Drive Fluid, 1-3 oz. tube of All-Season Grease

» 2880425



### 15W40 SUMMER DIESEL ENGINE OIL

» 1 QT. • 2882515

### 5W40 ALL-SEASON DIESEL ENGINE OIL

» 1 QT. • 2879832  
» 1 GAL. • 2881083

## PROVEN PROTECTION

Powersports grade, full-synthetic base oils and proprietary additive systems outperform leading automotive and aftermarket engine oils in 75 hour severe duty engine testing.

### PS-4 vs. AUTO OIL

**60% MORE ROD END BEARING WEAR PROTECTION WITH PS-4**



WORN & GROOVED

**+ 40% LESS CYLINDER WEAR WITH PS-4**

**+ 30% LESS GRAFAL WEAR\* WITH PS-4**

\*The purpose of the grafal coating is primarily to decrease friction and protect the piston from wear.



## PS-4 RACE PROVEN PERFORMANCE

"The Baja 1000 is probably the toughest race in the world! In the brutal Baja desert there are so many things that can ruin your race it is great to know that Polaris Engineered™ Lubricants will never let us down.

We trust in the Polaris® products like the PS-4 motor oil to protect our machines vitals, they are a critical part of a winning formula."

**BILL SCHUELER  
CREW CHIEF JAGGED X**

# MAINTENANCE FLUIDS



**OIL**  
Maximum protection for your 4-cycle engine. Exclusive anti-wear additives protect your engine and extend the life of engine components.  
Change every 100 hours, 6 months or 500 miles (800 km).



**AGL**  
Extreme pressure additives protect gears, drive chain, and bearings from scoring and wear. Unlike typical gear case oils, AGL's unique viscosity range allows instant flow and film protection in extreme cold or high heat environments.  
Change every 100 hours, 12 months or 1000 miles (1600 km).  
» 1 QT. • 2878068  
» 1 GAL. • 2878069  
» 2.5 GAL. • 2878070  
» 55 GAL. • 2879594



**U-JOINT GREASE**  
A heavy-duty lubricant formulated with molybdenum disulfide to accept the high shock applications of Polaris' ATV shaft drive universal joints.  
Add every 50 hours, 3 months or 500 miles (800km).  
» 3 OZ. • 2871515  
» 14 OZ. • 2871551



**DOT 4 BRAKE FLUID**  
A high-quality brake fluid designed for use in Polaris' hydraulic brakes. Superior high-temp characteristics plus anti-corrosive additives extend the life of brake system components and provide consistent, positive braking.  
Change every 200 hours, 2000 miles (3200 km) or every 2 years.  
» 12 OZ. • 2872189



**ANTI-FREEZE**  
Organic acid technologies to prevent corrosion on metal components, eliminate scaling, and maximize cooling system performance.  
Change every 60 months.  
» 1 QT. • 2880514  
» 1 GAL. • 2880513  
» 55 GAL. • 2880512



**DEMAND DRIVE FLUID**  
Provides positive 4WD engagement in extreme cold or high heat conditions. Unique friction additives protect internal components under heavy loads and promote positive engagement.  
Change every 100 hours or yearly.  
» 1 QT. • 2877922  
» 2.5 GAL. • 2877923



**PREMIUM GAS SHOCK OIL**  
» 1 QT. • 2870995  
» 2.5 GAL. • 2872279  
FOX® REBUILDABLE SHOCKS

**10WT GAS SHOCK OIL**  
» 1 QT. • 2874124  
WALKER EVANS® REBUILDABLE SHOCKS

**CHAIN LUBRICANT**  
» 16 OZ. AEROSOL  
2872348

**ALL-SEASON GREASE TUBE**  
» 3 OZ. • 2871322  
» 14 OZ. • 2871423

**ANGLE DRIVE FLUID**  
» 1 QT. • 2876160  
» 2.5 GAL. • 2872276  
SPORTSMAN®, RANGER®, RZR® ANGLE DRIVE GEAR CASE SYSTEMS

**CARBON CLEAN**  
Prevents ethanol corrosion, stabilizes fuel, and cleans fuel injectors, piston ring lands, intake systems, and combustion chambers. Helps maintain peak HP and improves fuel economy.  
» 12 OZ. • 2881413

**ADVANCED FUEL TREATMENT**  
Prevents ethanol corrosion and stabilizes fuel for up to 2 years. Dual-antioxidant formula protects against gum and varnish for easy starting.  
» 12 OZ. • 2881416  
» 2.5 GAL. • 2881417

## LUBRICANT ACCESSORIES



**GREASE GUN KIT**  
» 2871312 • \$44<sup>99</sup>  
FITS 2871322 ALL-SEASON AND 2871322 U-JOINT 3 OZ.



**2D BATTERY-OPERATED SIPHON PUMP**  
• Liquid transfer pumps 5-6 quarts/min suctioning power  
• Use with gas, water, oil, and other non-corrosive liquids  
» 2830513 • \$20<sup>99</sup>



**FLEX SPOUT**  
• Convenient easy pour flex spout fits all Polaris® quart, gallon, and 2.5 gallon bottles  
» 2871285 • \$3<sup>99</sup>



**PUMP**  
• Attaches to 1- or 2.5-gallon Bottle for easy, no-drip dispensing  
» 2870465 • \$9<sup>99</sup>

# TIRE SEALANT

## HOW IT WORKS

Tire sealant remains liquefied inside your tire until a leak develops in the tire or wheel.



Once a leak occurs, the tire sealant rushes out of the tire and quickly creates a permanent solid plug.

The plug maintains the pressure of the tire so you can continue your ride.

## PREMIUM TIRE SEALANT

- Instantly seals and repairs rim, bead leaks, and punctures up to 1/4" on standard tires, and 3/4" on heavy ply tires
  - Helps maintain air pressure for the life of the tire
  - Helps seal the tire bead against the wheel
  - 100% water soluble for easy cleanup
  - Will not rust, corrode, or pit wheels
  - Creates permanent repair
  - Remains fluid and effective in temperatures down to -45° F
  - Easily installed through existing tire valve stem with valve core removed
- » 32 OZ. • 2830484 • \$23<sup>99</sup>  
» 1 GALLON • 2830485 • \$82<sup>99</sup>  
» 5 GALLON • 2830486 • \$346<sup>99</sup>  
» 5 GALLON PUMP • 2830487 • \$154<sup>99</sup>
- » 55 GALLON • 2830489  
» 275 GALLON • 2830488



24 X 7 COVERAGE | BE PREPARED FOR ANYTHING

# NOTHING CAN STOP YOU.

COVERAGE WHEN YOU NEED IT.

FIX ON THE GO | TEMPORARY COVERAGE

## CV BOOT REPAIR KIT\*

- A quick trail side fix to increase trail time.
- The flexible and durable boot material expands over a cone tool for CV boot repairs, without disassembling CV axles.
- Universal fit - works as a temporary fix for most powersports axles.
- All components fit inside the cone, and a cover is provided for compact durable storage.
- Easily fits in a cargo box, attached to the roll cage, in the glovebox, or many other storage locations.



Items shown are contained inside cone

### UTV CV BOOT REPAIR KIT

- Kit includes the following items:
  - (1) Expandable XL CV Boot
  - (1) Reusable Cone Tool
  - (2) CV Boot Clamps
  - (1) Tube of Silicone Lube
  - (1) Grease Packet
  - (1) Cone Cover
- » 2830526 • \$35<sup>99</sup>

### UTV TRAIL BOOT ONLY

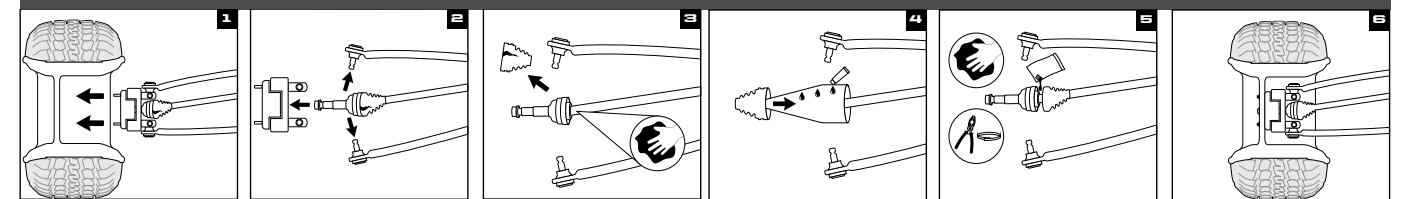
» 2830527 • \$17<sup>99</sup>

### ATV

» CV REPAIR KIT  
2830528 • \$31<sup>99</sup>  
» TRAIL BOOT ONLY  
2830529 • \$17<sup>99</sup>

SEE HOW THE CV BOOT REPAIR KIT WORKS AT [POLARIS.COM/MAINTENANCE-VIDEOS](http://POLARIS.COM/MAINTENANCE-VIDEOS)

## HOW TO INSTALL



Refer to your owner's manual for further instructions and torque specifications.

\*Designed for temporary CV boot repair. Purchase the OEM CV Boot for a permanent repair.

# FOR THE LIFE OF YOUR RIDE

THE KEY TO KEEPING YOUR POLARIS® OFF-ROAD VEHICLE PERFORMING as well as the day you brought it home is proper maintenance. Items like belts, filters, and batteries represent only a few of these critical items engineered specifically by Polaris®.

## AIR FILTERS

Critical to engine performance and reliability. A clogged air filter can restrict air flow to the engine leading to reduced engine performance. Dirt and debris ingestion can damage the engine leading to reduced engine life or catastrophic failure. Polaris® recommends changing the vehicle's air filter at the specified intervals outlined in the owner's manual, which may be shorter if your vehicle is subject to severe conditions.

## BRAKE PADS

Check your brakes if you are close to the recommended service interval, hear grinding when applying the brakes, your vehicle is taking longer to stop or if you have to apply more pressure to your pedal to engage the brakes. Check the brake discs for signs of cracks, excessive corrosion or warping.

If the brake pads are contaminated with oils or grease (petroleum products), brake pads have to be discarded and replaced.

Discs need to be cleaned with brake cleaner or alcohol based cleaner only.

## DRIVE BELTS

Polaris Engineered™ belts deliver unmatched performance for your off-road vehicle. Developed and tested on all our engines for all environments and conditions. Check your belt for delamination, hour glassing and glazing.

## OIL FILTERS

Change oil filters with every oil change to provide the best protection for your engine. Superior engine protection keeps your engine operating at peak performance. Be sure to follow the suggested service intervals for oil/oil filter changes.

## BATTERIES

Never leave a battery unattended during the storage season. To ensure your battery maintains its level of charge when unused for extended periods of time or during freezing weather, the battery should be connected to a BatteryMINDER®. Be sure to check for corrosion from the terminals to the ends of the cables.



## MAINTENANCE TIP

### BREAK-IN PERIOD

The break-in period for your new RANGER® is the first 25 hours of operation, or the time it takes to use the first two tanks of fuel. No single action on your part is as important as a proper break-in period. Careful treatment of a new engine will result in more efficient performance and longer life for the engine. Perform the listed procedures carefully.

NOTICE: Excessive heat build-up during the first three hours of operation will damage close-fitted engine parts. Do not operate at full throttle or high speeds for extended periods during the first three hours of use.

SEE OUR LATEST MAINTENANCE TIPS AT [POLARIS.COM/MAINTENANCE-VIDEOS](https://www.polaris.com/maintenance-videos)



## MAINTENANCE SCHEDULE

25 HRS/400 km	50 HRS/800 km	100 HRS/1600 km	150 HRS/2400 km	200 HRS/3200 km	350 HRS/4020 km	500 HRS/8045 km	CHECK YOUR OWNER'S MANUAL FOR ADDITIONAL RECOMMENDED SERVICE ITEMS AND VEHICLE-SPECIFIC TIMING
<b>BREAK-IN MAINTENANCE</b>	<b>6 MONTHS</b>	<b>12 MONTHS</b>	<b>18 MONTHS</b>	<b>24 MONTHS</b>	<b>30 MONTHS</b>	<b>36 MONTHS</b>	
<b>ENGINE OIL:</b> CHANGE  <b>GENERAL LUBRICATION:</b> ALL FITTINGS, PIVOTS, CABLES, ETC.  <b>AIR FILTER:</b> INSPECT & CLEAN REPLACE AS NEEDED  <b>EXHAUST SYSTEM:</b> INSPECT & CLEAN INSPECT FOR LEAKAGE OR CARBON BUILD UP AT JOINTS INSPECT & CLEAN SCREEN TYPE SPARK ARRESTOR	<b>EXHAUST SYSTEM:</b> INSPECT & CLEAN INSPECT FOR LEAKAGE OR CARBON BUILD UP AT JOINTS INSPECT & CLEAN SCREEN TYPE SPARK ARRESTOR  <b>GENERAL LUBRICATION:</b> ALL FITTINGS, PIVOTS, CABLES, ETC.  <b>DRIVE BELT:</b> INSPECT & ADJUST REPLACE AS NEEDED	<b>ENGINE OIL:</b> CHANGE  <b>DRIVE BELT:</b> INSPECT & ADJUST REPLACE AS NEEDED  <b>TRANSMISSION FLUID:</b> CHANGE  <b>EXHAUST SYSTEM:</b> INSPECT & CLEAN INSPECT FOR LEAKAGE OR CARBON BUILD UP AT JOINTS INSPECT & CLEAN SCREEN TYPE SPARK ARRESTOR	<b>ENGINE OIL:</b> CHANGE  <b>BATTERY:</b> TEST, CLEAN, & CHECK FLUID LEVEL REPLACE AS NEEDED  <b>DRIVE BELT:</b> INSPECT & ADJUST REPLACE AS NEEDED  <b>TIRES:</b> INSPECT CONDITION & PRESSURE  <b>EXHAUST SYSTEM:</b> INSPECT & CLEAN INSPECT FOR LEAKAGE OR CARBON BUILD UP AT JOINTS INSPECT & CLEAN SCREEN TYPE SPARK ARRESTOR	<b>ENGINE OIL:</b> CHANGE  <b>BRAKE PADS &amp; FLUID:</b> INSPECT & CLEAN REPLACE AS NEEDED  <b>SPARK PLUGS:</b> INSPECT REPLACE AS NEEDED  <b>EXHAUST SYSTEM:</b> INSPECT & CLEAN INSPECT FOR LEAKAGE OR CARBON BUILD UP AT JOINTS INSPECT & CLEAN SCREEN TYPE SPARK ARRESTOR	<b>ENGINE OIL:</b> CHANGE  <b>BATTERY:</b> TEST, CLEAN, & CHECK FLUID LEVEL REPLACE AS NEEDED  <b>DRIVE BELT:</b> INSPECT & ADJUST REPLACE AS NEEDED  <b>GENERAL LUBRICATION:</b> ALL FITTINGS, PIVOTS, CABLES, ETC.  <b>EXHAUST SYSTEM:</b> INSPECT & CLEAN INSPECT FOR LEAKAGE OR CARBON BUILD UP AT JOINTS INSPECT & CLEAN SCREEN TYPE SPARK ARRESTOR	<b>ENGINE OIL:</b> CHANGE  <b>AIR FILTER:</b> INSPECT, CLEAN REPLACE AS NEEDED  <b>COOLANT:</b> CHECK LEVEL REPLACE EVERY 2 YEARS  <b>GEARCASES:</b> CHECK OIL LEVEL  <b>EXHAUST SYSTEM:</b> INSPECT & CLEAN INSPECT FOR LEAKAGE OR CARBON BUILD UP AT JOINTS INSPECT & CLEAN SCREEN TYPE SPARK ARRESTOR	

# SERVICE PARTS

Polaris Engineered™ service parts deliver unmatched performance and fit for your off-road vehicle.

All service parts are developed and tested for your vehicle. **Half shafts, bushings, bearings, decals, side panels, electrical components, and clutching components** are the same parts that are manufactured on the factory lines for each specific vehicle. This ensures it doesn't merely fit your vehicle - it outperforms your expectations!

**SHOP FOR SERVICE PARTS ONLINE OR VISIT YOUR POLARIS® DEALER.**

**CHECK OUT OUR PARTS FINDER ON POLARIS.COM**  
FOR EASY PARTS LOOK-UP, PARTS IDENTIFICATION, VIEWS OF ASSEMBLIES & MORE!



## STEP 1

Visit **Polaris.com/RANGER**  
Click "**Parts & Service**" tab  
Click "**Service Parts**"



## STEP 2

Enter **vehicle year/model** or shop by **part number**



## STEP 3

Clearly see what parts are required and **order**



OVER  
**100,000**  
PARTS  
AVAILABLE!





**POWERFUL, PORTABLE, DURABLE.**

Portable, quiet power great for remote locations. Tested to be tough, these generators are an excellent addition to any trip.

**PORTABLE POWER**



**POLARIS® FLEX JUMPSTARTER**

- 12,000 mAh capacity. Two 5V/2.1A USB outputs, 200-lumen flashlight, and a digital battery life monitor. Includes storage case, smart jumper cables, car charger, wall charger, and user guide.
- 1-year limited warranty.
- Jumpstart any engine up to 6.4L. The Polaris® Flex Jumpstarter is small enough to be stored in your glovebox and holds its charge so you can count on it when it's needed.

» 2830495 • **\$143<sup>99</sup>**

**WHICH GENERATOR FITS YOUR NEEDS?**

- 1** Add up the running watts of everything you might power at the same time.
- 2** Pick the device with the highest running watts and add its starting watts to the previous total.
- 3** Select a generator with a slightly higher wattage.

	Startup Wattage	Running Wattage
55" LCD TV	0	150
CROCK POT	0	200
RADIO	0	50-200
LAPTOP	0	200-250
625W MICROWAVE	0	625
FRIDGE OR FREEZER	700	700
COFFEE MAKER	1300	800
SUMP PUMP: 1/3 HP	1300	800
BLENDER	1000	1000
ELECTRIC GRIDDLE	0	1500
7 1/4" CIRCULAR SAW	1700	1400
AIR CONDITIONER	1500	1500

**POLARIS POWER® INVERTER GENERATORS**



**P1000i**

1000 WATT  
PORTABLE / QUIET

- Dual handles and only 36.4 lbs.
- Connect two units together for even more output
- Quieter than casual conversation (54db @ 25%)
- Up to 10 hours on 1 tank of gas

» P13GDGANA • **\$659<sup>99</sup>**

**P2000i**

2000 WATT  
VERSATILE / LIGHTWEIGHT

- Dual handles and only 53.3 lbs.
- Connect two units together for even more output
- Quieter than casual conversation (54db @ 25%)
- Up to 10 hours on 1 tank of gas

» P13GDGBNA • **\$959<sup>99</sup>**

**P3000iE**

3000 WATT  
ROBUST / ELECTRIC START

- Locking 360 degree pivoting wheels
- Easy electric start for minimal effort
- Quieter than casual conversation (56db @ 25%)
- Up to 21.5 hours on 3.5 gallons of gas

» P13GDGCNA • **\$1,899<sup>99</sup>**

**GENERATOR ACCESSORIES**



**POLARIS POWER® COLD WEATHER KIT**

- Ensure smooth running of your Polaris® Generator in sub-zero temperatures
- Prevents ice blockage in the crankcase breather tube, which may lead to operational issues including oil leakage
- Installation required, no need to disconnect for warm weather operation
- Exclusively designed for use with Polaris® P1000i & P2000i inverter generators

» 2881433 • **\$119<sup>99</sup>**



**POLARIS POWER® CABLE KIT**

- Use a parallel cable kit to easily connect two Polaris Power® generators together to increase the total power available to a load

» 3410281 • **\$169<sup>99</sup>**



**POLARIS POWER® TIE-DOWN LEADS**

- Secure your Polaris Power® Generator by inserting the Lock & Ride® Tie Down Leads into the handle and running a strap across to tie down the generator
- Secures Lock & Ride® accepting gear
- Safely provides a point for 1" wide tie-down strap

» 2880959 • **\$16<sup>99</sup>**



**POLARIS POWER® GENERATOR OIL**

- Corrosion inhibitors protect against rust and oxidation during long-term storage

» 1 QUART • 2879383



**POLARIS POWER® GENERATOR STORAGE COVERS**

- Keep your generator looking like new with a strong, durable cover that is resistant to mold, mildew, tears, and abrasions

» 1000 WATT COVER • 2686441  
**\$34<sup>99</sup>**

» 2000 WATT COVER • 2686442  
**\$39<sup>99</sup>**

» 3000 WATT COVER • 2686443  
**\$44<sup>99</sup>**

# BatteryMINDER®

## ENSURE YOUR RIDE IS READY WHEN YOU ARE!

- Add years of capacity, power and range to new and older batteries, regardless of type or brand
- Never over or under charged in any temperature
- Leave your vehicle connected for months and return to fully charged and conditioned batteries
- Recover older-weak batteries that would normally need to be replaced
- Charge and maintain extra-backup batteries as well as those in your vehicle
- Automatic turn-on, sleeps while keeping your batteries at full-charge
- Easy Push-Button selector to change battery type or time



	BatteryMINDER® 2012 AGM 2 AMP	BatteryMINDER® 1510 1.5 AMP	BatteryMINDER® 1.5 AMP CONVERTIBLE
PRICE	\$119 <sup>99</sup>	\$77 <sup>99</sup>	\$89 <sup>99</sup>
PART NUMBER	2830438	2830404	2830511
VOLTAGE	12	12	12
CHARGING CURRENT	2AMP	1.5AMP	1.5AMP
OVERCHARGE PROTECTION	Yes	Yes	Yes
BATTERIES MAINTAINED AT ONE TIME	6	4	4
WARRANTY	5 Years	10 Years	5 Years
BATTERY COMPATIBILITY	12 Volt Sealed AGM Lead-Acid	12 Volt flooded (filler cap) and sealed maintenance free batteries	12 Volt flooded (filler cap) and sealed maintenance free batteries
COMES WITH	• Non-fused battery clip cord set with Quick Connector	• Ambient temperature sensor (installed) • 12ft. power cord • Battery clip cord set with Quick Connector • Optional Permanent Mounting Tab	• Auto-Temp compensation sensor (installed) • Optional permanent mounting brackets & screws • Battery clips (fully-insulated, aircraft grade, 15A replaceable fuse) • Ring terminal assembly with 15A replaceable fuse
KEY FEATURES	Designed for high performance specialty AGM sealed batteries	Easy to use, economical	Convertible on-vehicle or bench top use

## BATTERY MAINTENANCE TIPS

Extend your battery life with a BatteryMINDER® and these tips.

1. Store batteries in a cool, dry location.
2. Check that the battery connections are tight. Cables should not be able to be rotated or shifted by hand.
3. If your battery has a drain tube, make sure it is free of clogs.
4. Clean your battery - use a soft brush to scrub the top of the battery. Use baking soda to remove grease.
5. Connect a BatteryMINDER® after using your vehicle even if the vehicle is in regular use.

### BatteryMINDER® ACCESSORIES



BatteryMINDER® VPP-12/12/24 VOLT VEHICLE POWER PLUG

- Allows easy connection to vehicle's battery through lighter or 12/24V power port with replaceable 15 amp fuse.

» 2830518 • \$12<sup>99</sup>



BatteryMINDER® 12' EXTENSION CABLE

- Made with heavy-duty 16 gauge black zip cord featuring automotive SAE bullet connectors

» 2830410 • \$15<sup>99</sup>



BatteryMINDER® MULTI-BATTERY SPLITTER

- A simple, safe, and affordable way to connect two batteries simultaneously for easy battery maintenance

• Includes a set of ring terminals

» 2830409 • \$29<sup>99</sup>



BatteryMINDER® RING TERMINAL KIT

- Features 24-inch long 18-gauge wire
- Plug has standard 5/16" negative and 3/8" positive terminals
- Replaceable 15 amp in-line fuse for circuit protection
- SAE quick connector and cap

» 2830437 • \$11<sup>99</sup>



BatteryMINDER® EZ CONNECT

- Allows for quick and easy connecting and disconnecting of your BatteryMINDER®

• Includes a set of ring terminals

» 2830411 • \$39<sup>99</sup>

# LIFT IT SECURELY LIFT IT SAFELY



### POLARIS® VEHICLE LIFT

- Get fast, easy access to the underside of your vehicle
- Manual and pneumatic operation available
- Raises vehicle up to 32" to make repairs and maintenance faster and easier

» 1200 LBS • 2830424 • \$839<sup>99</sup>

### LIFT ATTACHMENTS

- Add the appropriate attachment to use your lift for all your off-road vehicles

» ATV/POLARIS ACE® • 2830427 • \$199<sup>99</sup>

» SNOWMOBILE • 2830426 • \$199<sup>99</sup>



### POLARIS® X3 CREEPER

- Three positions: flat, 45-degree angle or seated work stool
- Helps you perform any repair with ease
- Stay dry and warm away from cold, wet cement floors
- Easily stores away when not in use

» BLACK • 2830429 • \$179<sup>99</sup>

### SHOP ACCESSORIES



POLARIS® MAGNETIC PARTS TRAY

» SILVER • 2830432 • \$14<sup>99</sup>



POLARIS® 33" TELESCOPIC MAGNET

» BLACK • 2830435 • \$5<sup>99</sup>



POLARIS® 12" HI-TORQUE RATCHETING DRIVER

» BLACK / BLUE • 2830434 • \$23<sup>99</sup>



POLARIS® LED POCKET FLASHLIGHT

» BLACK • 2830436 • \$31<sup>99</sup>

# KEEP IT CLEAN

# BRING IT EVERYWHERE

## CLEAN YOUR VEHICLE

### PRE-TREAT

#### MUD SHIELD® PRE-TREATMENT

- Inhibits the adhesion of dirt, mud, and snow, making cleaning your vehicle faster and easier.
- » 16 OZ. AEROSOL • 2830229 • \$13<sup>99</sup>

#### NEVER RUST SPRAY®

- Synthetic formula highly resistant to water protects against rust and corrosion while lubricating metal surfaces.
- » 16 OZ. AEROSOL • 2830230 • \$14<sup>99</sup>

### CLEAN

#### XP WASH®

- Foaming, highly-concentrated wash easily removes the most stubborn and intense dirt build-up.
- » 32 OZ. • 2830225 • \$14<sup>99</sup>

#### XP SPRAY WASH®

- Effortless biodegradable, high-performance wash ideal for removing dirt, oils and carbon—simply spray on, spray off and go.
- » 32 OZ. • 2830224 • \$18<sup>99</sup>

#### ALL-PURPOSE CLEANER

- Professional grade, non-streak, foam formula cuts through grease, dirt and film leaving an invisible, dirt-resistant barrier for long-lasting results.
- » 16 OZ. • 2830227 • \$13<sup>99</sup>

#### GLASS CLEANER

- Heavy-duty foam non-streak formula cuts through grease, dirt, dried bugs and film leaving a crystal clear dirt-resistant barrier for long-lasting results.
- » 16 OZ. • 2830445 • \$5<sup>99</sup>

### SHINE

#### POLARIS® POLISH

- Easy protection and shine—spray on, wipe off, and go. For ideal use on painted and plastic surfaces. Contains carnauba wax.
- » 12 OZ. • 2830228 • \$11<sup>99</sup>

#### INSTANT SHINE & DETAILER

- Spray and wipe formula—cleans, polishes, and protects plastic and painted surfaces.
- » 16 OZ. • 2830226 • \$12<sup>99</sup>

## CLEAN YOUR SHOP

### TOWELS

#### POLARIS® SHOP TOWELS

- » 200 CT WITH DISPENSER 2830402 • \$26<sup>99</sup>
- » 200 CT REFILL • 2830403 • \$18<sup>99</sup>
- » 64 CT REFILL • 2830440 • \$5<sup>99</sup>



#### POLARIS® HEAVY-DUTY SCRUBBER WIPES

- » 90 CT • 2830441 • \$29<sup>99</sup>



## PROFESSIONAL GRADE CLEANERS

### VEHICLE

#### VEHICLE & EQUIPMENT WASH

- Concentrated professional grade formula powers through vehicle buildup, dirt and grease with a spot-free rinse. Treat up to 32 gals. Biodegradable product.
- » 1 GAL. • 2830417 • \$19<sup>99</sup>
- » 5 GAL. • 2830422 • \$69<sup>99</sup>

### SHOP

#### ALL-PURPOSE CLEANER PLUS

- Professional-grade formula removes built-up stains from shop floors, work benches, and other hard surfaces. VOC-free, environmentally-friendly, and biodegradable.
- » 1 GAL. • 2830414 • \$19<sup>99</sup>
- » 5 GAL. • 2830416 • \$69<sup>99</sup>

#### HD CLEANER & DEGREASER

- Professional-grade, biodegradable, high-foaming formula dissolves and removes tough stains and soils.
- » 1 GAL. • 2830418 • \$23<sup>99</sup>
- » 5 GAL. • 2830420 • \$95<sup>99</sup>

### TRAILERING



#### RAMP PRO BY CALIBER®

- Designed for ATVs and UTVs up to 50" wide
- Integrated grip glides for ultimate traction
- Folding sides for easy transportation & storing
- » 52" x 90" • 2883005 • \$519<sup>99</sup>



#### ALUMINUM ARCHED LOADING RAMPS

- » 76" x 12" • 2,000 lb • 2875384 • \$279<sup>99</sup>
- » 88" x 12" • 3,000 lb • 2875386 • \$459<sup>99</sup>



#### LIGHTWEIGHT TRI-FOLD RAMPS

- Ramp folds up for transport
- Capacity for up to 1,500 lb (680.7 kg)
- Safety straps included
- » 72" x 51" • 2875385 • \$309<sup>99</sup>
- » 82" x 51" • 2875860 • \$369<sup>99</sup>

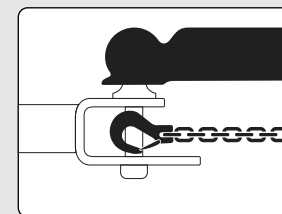


#### FOLDING ALUMINUM ARCHED RAMPS

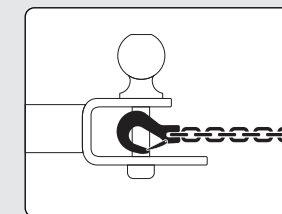
- Ramp folds up for transport
- Capacity up to 3,000 lb (1360.8 kg)
- Safety straps included
- » 88" x 12" • 2875387 • \$379<sup>99</sup>

### HITCHES

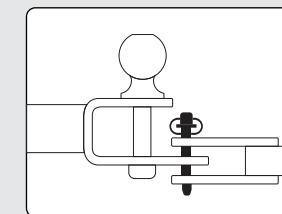
#### 3:1 HITCHES VERSATILE 3 IN 1 FUNCTIONALITY



BALL



HOOK



PIN

- Ball, pin and hook design
- Durable steel construction
- Rust resistant, black powder coated finish
- Removable ball
- HD 5/8" pin and clip



#### NEW HITCH WITH 2" BALL

- » 2" x 2" RECEIVER 2830522 • \$47<sup>99</sup>
- » 1 1/4" x 1 1/4" RECEIVER 2830523 • \$47<sup>99</sup>



#### NEW 1 7/8" BALL

- 1 7/8" replacement ball for hitch
- Designed to work with 3:1 Hitch
- » 2830524 • \$11<sup>99</sup>



#### 2" HITCH BALL MOUNT

- » 2" RECEIVER TONGUE 2875320 • \$59<sup>99</sup>
- » FRONT HITCH RECEIVER 2878846 • \$169<sup>99</sup>



#### TRAILER BALL 3/4" SHANK

- » 2" BALL • 2877603 • \$18<sup>99</sup>
- » 1 7/8" BALL • 2877602 • \$18<sup>99</sup>

### STRAPS

#### NEW 2" X 30' RECOVERY STRAP

- Heavy duty webbing
- 18,000 Lb. Breaking Strength / 9,000 Lb. Max. Vehicle Weight
- Built in strap wrap - easy storage
- Loops sewn in to webbing
- 1 Strapbag
- » 2884033 • \$74<sup>99</sup>



#### NEW 1.5" X 15' 5,500 LB RATCHET STRAP

- Heavy duty webbing
- 5,500 Lb. Maximum Load / 1,833 Lb. Working Load
- 2 Pack
- » 2884031 • \$59<sup>99</sup>



#### NEW 2" X 20' 10,000 LB RATCHET STRAP

- Heavy duty webbing
- 10,000 Lb. Maximum Load / 3,300 Lb. Working Load
- Floating D-Rings
- Double J-Hooks
- » 2884032 • \$43<sup>99</sup>



#### SHOCK STRAPS

- 1.5" 3000 lb breaking strength
- Keeps tension on tie-down straps to secure load
- 2 Pack
- » 2883296 • \$109<sup>99</sup>
- » 2883295 • \$94<sup>99</sup>



### COVERS

#### 2-SEAT & CREW TRAILERING COVERS

- » 2880632 • 570/500/EV • \$409<sup>99</sup>  
570 '15-19, 500 '17-19, EV '15-19, EV LHION '16-18
- » 2880633 • 570 CREW • \$519<sup>99</sup>  
CREW 570-4 '15-19



#### 3-SEAT & CREW TRAILERING COVERS

- » 2883419 • XP 1000 • \$409<sup>99</sup>  
XP 1000 '18-19
- » 2879407-067 • XP 900/DIESEL • \$409<sup>99</sup>  
XP 900 '13-19, DIESEL '15-18
- » 2883840 • CREW XP 1000/900/DIESEL • \$409<sup>99</sup>  
CREW XP 1000 '17-19, CREW XP 900 '14-19, CREW DIESEL '15-18

**KINGPIN DIRT  
509 GOGGLE**

- Quick change lens & triple layer foam
- Anti-fog & anti scratch

» ONE SIZE • \$74<sup>99</sup>  
2868671 • LIME  
2868668 • ORANGE

**ORV RIDING  
JERSEY**

» S-3XL • \$39<sup>99</sup>  
2868711 • LIME  
2867941 • PINK  
2867942 • RED

**COOL**



**SOFTSHELL JACKET**

- Lined with 280 grams of fleece for warmth
- Removable hood
- Armpit zips for venting

» MEN'S  
2869919 • BLUE/ORANGE  
2869918 • BLACK  
» WOMEN'S  
2869921 • CORAL  
2869920 • BLACK



**WARM**



**FIND YOUR  
PERFECT HELMET!**


RIDE SAFE - OUR HELMETS ARE  
DOT/ECE CERTIFIED



**509° ALTITUDE  
CARBON HELMET**

- Durable, ultra lightweight, Carbon Fiber
- Full carbon fiber shell
- 1100 grams

» S-4XL • \$519<sup>99</sup>  
2867814 • MATTE BLACK  
2867815 • GLOSS BLACK



**509° ALTITUDE HELMET**

- Stylish, Lightweight with 509 Fit and Finish
- Thermoplastic poly alloy out shell
- 1260 grams

» S-4XL • \$299<sup>99</sup>  
2868539 • LIME  
2867820 • BLUE  
2867818 • ORANGE  
2867819 • RED  
2867817 • GRAY



**TENACITY HELMET**

- All the style and protection in our most affordable helmet
- Injection molded plastic
- 1450 grams

» XS-3XL • \$144<sup>99</sup>  
2868624 • PINK GLOSS  
2868620 • BLACK/GRAY  
2868622 • BLUE GLOSS  
2868619 • BLACK MATTE  
2868623 • RED GLOSS  
2868621 • LIME GLOSS

**PROTECT YOUR HANDS**

**OFF-ROAD RIDING GLOVES**

- As seen in images at left

» S-3XL • \$32<sup>99</sup>  
2867937 • PINK  
2867933 • GRAY  
2868712 • BLUE/LIME  
2867936 • RED  
2867935 • ORANGE  
2867934 • BLUE

**BE PREPARED FOR ANYTHING NATURE**

**THROWS AT YOU**

**COOLING SHIRTS**

- 100% Poly, chemical-free patented fabric from CoolCore®
- Moisture wicking to keep you dry and cool
- UPF 45+

» S-3XL • \$59<sup>99</sup>  
» MEN'S  
2868753 • GRAY  
» WOMEN'S  
2868755 • GRAY/PINK



**COOL**



**NEW**

**RAIN SUIT**

- Lightweight
- Waterproof
- Packs small
- Removable hood
- YKK® zippers

» JACKET • 2869527  
S-3XL • \$144<sup>99</sup>  
» PANT • 2869528  
S-3XL • \$109<sup>99</sup>

**DRY**



**STAY WARM  
AND CHARGE  
YOUR PHONE**

**NEW**

**HEATED VEST**

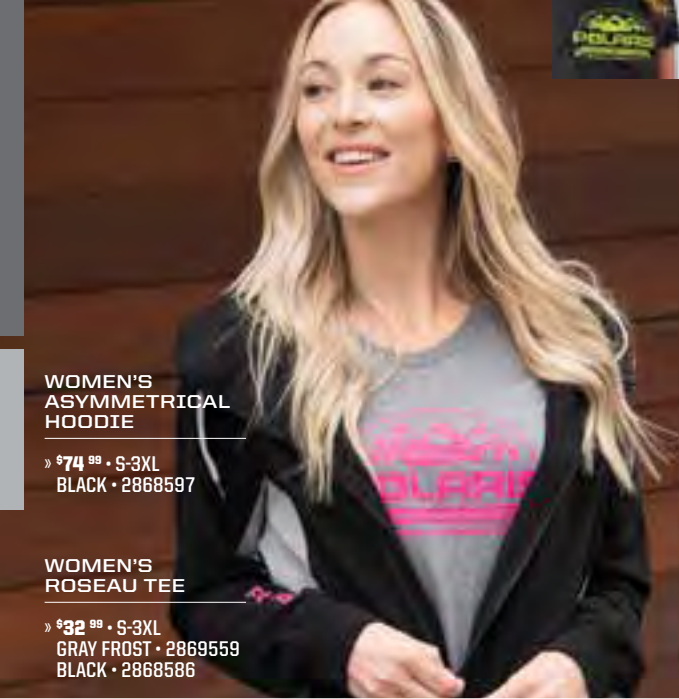
- Three heat settings for changing weather
- Down-proof material
- Removable hood
- Powered by a small rechargeable battery (included)
- Battery can be recharged via USB or any 12V outlet
- Charge a cell phone with the rechargeable battery
- Machine washable

» MEN'S • S-3XL • \$269<sup>99</sup>  
2869924 • DARK GRAY  
» WOMEN'S • S-3XL • \$284<sup>99</sup>  
2869923 • DARK GRAY

**WARM**





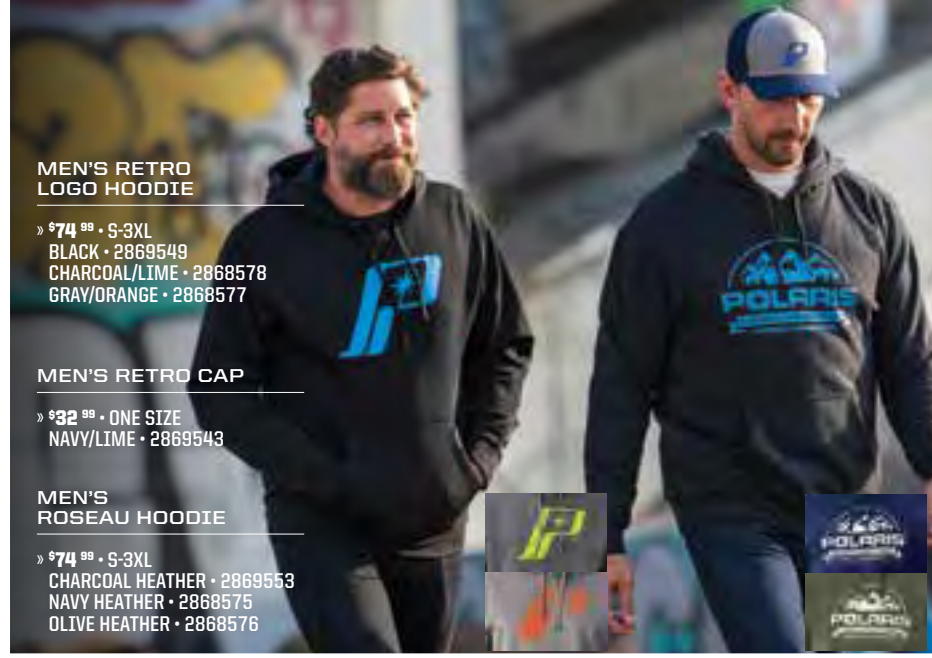


**WOMEN'S ASYMMETRICAL HOODIE**

» \$74<sup>99</sup> • S-3XL  
BLACK • 2868597

**WOMEN'S ROSEAU TEE**

» \$32<sup>99</sup> • S-3XL  
GRAY FROST • 2869559  
BLACK • 2868586



**MEN'S RETRO LOGO HOODIE**

» \$74<sup>99</sup> • S-3XL  
BLACK • 2869549  
CHARCOAL/LIME • 2868578  
GRAY/ORANGE • 2868577

**MEN'S RETRO CAP**

» \$32<sup>99</sup> • ONE SIZE  
NAVY/LIME • 2869543

**MEN'S ROSEAU HOODIE**

» \$74<sup>99</sup> • S-3XL  
CHARCOAL HEATHER • 2869553  
NAVY HEATHER • 2868575  
OLIVE HEATHER • 2868576



**MEN'S LONG SLEEVE TECH 1/4 ZIP**

» \$67<sup>99</sup> • S-3XL  
BLACK/RED • 2869535  
GRAY/LIME • 2869536



**MEN'S TRAIL MID LAYER**

» \$119<sup>99</sup> • S-3XL  
GRAY/BLACK • 2869925

**MEN'S TECH MESH BEANIE**

» \$26<sup>99</sup> • ONE SIZE  
BLACK • 2868650



**CAMO WATER BOTTLE**

» 2867962 • \$26<sup>99</sup>

**CAMO COFFEE TRAVEL MUG**

» 2867961 • \$32<sup>99</sup>

**CAMO BOTTLE KOOZIE**

» 2867964 • \$14<sup>99</sup>

**CAMO CAN KOOZIE**

» 2867963 • \$8<sup>99</sup>

**CAMO STEERING WHEEL COVER**

» 2868663 • \$19<sup>99</sup>

**CAMO BOTTLE OPENER** NOT SHOWN

» 2867965 • \$14<sup>99</sup>



**WOMEN'S CAMO HOODIE**

» \$74<sup>99</sup> • S-3XL  
CAMO/PINK • 2867898

**MEN'S CAMO TECH FULL ZIP**

» \$69<sup>99</sup> • S-3XL  
CAMO • 2869590



**MEN'S RETRO TRUCKER CAP**

» \$32<sup>99</sup> • ONE SIZE  
RED • 2869540

**MEN'S LONG SLEEVE RETRO TEE**

» \$54<sup>99</sup> • S-3XL  
GRAY • 2868571

**WOMEN'S BASEBALL 3/4 SLEEVE TEE**

» \$46<sup>99</sup> • S-3XL  
WHITE/GRAY • 2869563



**PINT GLASS SET OF 2**

» 2866265 • \$19<sup>99</sup>

**RETRO CLOCK**

» 2868662 • \$39<sup>99</sup>



**MEN'S POLARIS RANGER CAP**

» \$24<sup>99</sup> • GRAY  
S/M • 2869604  
L/XL • 2869605

**MEN'S POLARIS RANGER TEE**

» \$32<sup>99</sup> • S-3XL  
HEATHER ASH GRAY • 2869580  
HEATHER OLIVE • 2869581



**MEN'S ESTA TEE**

» \$26<sup>99</sup> • S-3XL  
CHARCOAL HEATHER • 2869552  
NAVY • 2869562  
BLACK • 2868570

**MEN'S FULL ZIP HOODIE**

» \$74<sup>99</sup> • S-3XL  
BLACK/RED • 2869530  
NAVY • 2869532 NOT SHOWN

**MEN'S RETRO CAP**

» \$32<sup>99</sup> • ONE SIZE  
CHARCOAL • 2869542



**WOMEN'S HEX TEE**

» \$32<sup>99</sup> • S-3XL  
GRAY FROST • 2869566  
NAVY FROST • 2869565

**WOMEN'S RETRO CAP**

» \$32<sup>99</sup> • ONE SIZE  
BLUE • 2869547

**WOMEN'S SCRIPT CREW SWEATSHIRT**

» \$67<sup>99</sup> • S-2XL  
AQUA • 2869557

**WOMEN'S RETRO HOODIE**

» \$67<sup>99</sup> • S-3XL  
NAVY • 2869555



**MEN'S ROSEAU TEE**

» \$32<sup>99</sup> • S-3XL  
CHARCOAL HEATHER • 2869560  
HEATHER BLUE • 2867778  
ASH HEATHER • 2869561

# BUILD WHAT THE PRO'S HAVE

These guys and gals know a thing or two about outfitting for what they do. They've done the leg work to build these up for you, all you have to do is visit the web address to view their machine, then you can customize it even further.



## SCOTT SMITH HIGH LIFTER PRODUCTS



"I test the limits of every High Lifter RANGER® that's made at the High Lifter Proving Grounds powered by Polaris®. Believe me, they pass the MUD Pit tests and in style with all the extras like Audio and Coolers so you can stay out all day."

- Scott Smith

View this RANGER® & make it your own  
[POLARIS.COM/RANGERmud](http://POLARIS.COM/RANGERmud)

RANGER XP® 1000 EPS  
RANGER CREW® XP 1000 EPS High Lifter Edition

## TYSON DURFEY WORLD CHAMPION TIE-DOWN ROPER



"As a Professional Rodeo Cowboy I depend on my Polaris RANGER® nearly every day of my life. I customize my RANGER® to efficiently handle my ranching tasks comfortably regardless of the weather. Not to mention it's a lot of fun on the trails on my days off."

- Tyler Durfey

View this RANGER® & make it your own  
[POLARIS.COM/RANGERrodeo](http://POLARIS.COM/RANGERrodeo)

RANGER XP® 1000 EPS  
Pearl White

## THE LAKOSKY'S CRUSH WITH LEE & TIFFANY

"We rely on Polaris RANGER®...nothing's more powerful or more capable. We customize our RANGER® to help us find trophies in any terrain."

- Lee & Tiffany



View this RANGER® & make it your own  
[POLARIS.COM/RANGERcrush](http://POLARIS.COM/RANGERcrush)

RANGER XP® 1000 EPS  
Polaris Pursuit® Camo



## BUILD YOUR ULTIMATE RANGER®


VISIT [RANGER.POLARIS.COM](http://RANGER.POLARIS.COM) TO SEE ALL YOUR OPTIONS & ACCESSORIES

Do the packages shown to the left not fill your specific need? No problem. Visit our website and build exactly what you want. See what a door looks like. Try on different wheels. **MAKE IT YOURS.**

1 CHOOSE MODEL

2 CHOOSE TRIM & COLOR

3 CHOOSE ACCESSORIES



ADD THE ACCESSORIES YOU WANT AND SEE YOUR NEW MACHINE FROM ANY ANGLE.

UNLESS NOTED, TRADEMARKS ARE THE PROPERTY OF POLARIS® INDUSTRIES INC. 509® is a registered trademark of Polaris Industries Inc. Apple® is a registered trademark of Apple Inc., BatteryMinder® is a registered trademark of VDC Electronics Inc., Bluetooth® is a registered trademark of Bluetooth SIG, Inc., Browning® is a registered trademark of Browning Corporation, Caliber® is a trademark of Caliber, Inc., Camoplast® is a registered trademark of Camoplast Solideal Inc., Can-Am® and Defender® are trademarks of Bombardier Recreational Products Inc., Carhartt® is a registered trademark of Carhartt, Inc., COOLCORE® is a registered trademark of Tempnology LLC, FOX® is a registered trademark of Fox Factory Inc., High Lifter is a trademark of High Lifter Products, Inc., Homelink® is a registered trademark of Johnson Controls Technology Inc., Mathews® is a registered trademark of Mathews Archery, Inc., MB Quart® is a registered trademark of Maxxsonics USA Inc., Otter® is a registered trademark of Otter Outdoors, LLC, REALTREE Xtra® is a registered trademark of Jordan Outdoor Enterprises, Ltd., Rigid® is a registered trademark of Rigid Hitch, Inc., SeatSaver® is a registered trademark of Prince Lionheart, Inc., Tiger Drylac® is a registered trademark of Tiger Coatings GMBH & CO. KG, Yeti® is a registered trademark of Yeti Coolers, LLC, YKK® is a registered trademark of YKK Corporation. Prices and availability are subject to change at any moment. Copyright © 2019 Polaris Industries Inc. All rights reserved.

**POLARIS**  
**RANGER®**

# BUILD YOUR **POLARIS RANGER**<sup>®</sup>

**1** CHOOSE  
MODEL

**2** CHOOSE  
TRIM & COLOR

**3** CHOOSE  
ACCESSORIES



**VISIT [POLARIS.COM/RANGER](https://www.polaris.com/ranger)**

TO SEE ALL YOUR OPTIONS & ACCESSORIES  
ON YOUR NEW MACHINE FROM EVERY ANGLE!



CONNECT ONLINE  
SEARCH "PolarisORV"



## KEEP IT COLD.



SEE THE FULL LINE OF COOLERS  
INCLUDING THE NEW 15 QT. MODEL  
WITH AN EASY CARRY HANDLE

SEE P. 74



**POLARIS**<sup>®</sup>

MY19 RGR APP CAN • 9930484