

CANADA VERSION

POLARIS *RANGER*[®]

2020

ACCESSORIES + APPAREL





DRIVEN TO DO MORE™

For the past two decades, RANGER® has set the standard through industry-leading innovation, unmatched capability, and unrelenting toughness, making it the number one utility side-by-side for over 10-years running.

2020 LINEUP

SEE THE FULL LINEUP AT [POLARIS.COM/RANGER](https://www.polaris.com/ranger)

FACTORY CHOICE PACKAGES

P. 2

SEE P. 2 FOR DETAILS

1000 FAMILY 3-SEAT & CREW

P. 14



RANGER® 1000



RANGER CREW® 1000



RANGER XP® 1000



RANGER CREW® XP 1000



RANGER XP® 1000
NORTHSTAR EDITION



RANGER CREW® XP 1000
NORTHSTAR EDITION



RANGER XP® 1000
HIGH LIFTER EDITION



RANGER CREW® XP 1000
HIGH LIFTER EDITION

570 FULL-SIZE 3-SEAT & CREW

P. 60



RANGER® 570 FULL-SIZE



RANGER CREW® 570-6 FULL-SIZE

570/500 MID-SIZE 2-SEAT & CREW

P. 62



RANGER® 570
RANGER® 500



RANGER CREW® 570-4

CONTENTS

FACTORY CHOICE PACKAGES	2
1000 FAMILY 3-SEAT & CREW	14
ROOFS	16
WINDSHIELDS	18
REAR PANELS	20
DOORS	22
CAB COMFORT & CONVENIENCE	24
ELECTRICAL	26
WINCHES	28
PROTECTION	30
RIDE COMMAND & AUDIO	32
STORAGE	36
COMMON ACCESSORIES	40
POLARIS NORTHSTAR® COOLERS	40
HUNT	42
COLD WEATHER	44
PLOWS	46
LIGHTING	50
WHEELS & TIRES	52
570 FULL-SIZE 3-SEAT & CREW	60
570/500 MID-SIZE 2-SEAT & CREW	62
ROOFS & DOORS	64
WINDSHIELDS & REAR PANELS	66
CONVENIENCE & PROTECTION	68
WINCHES	69
STORAGE	70
XP 900 3-SEAT & CREW	72
WINCHES	72
ROOFS	73
WINDSHIELDS	74
REAR PANELS & DOORS	76
CAB COMFORT & CONVENIENCE	78
STORAGE	80
PROTECTION	82
RANGER® 150 YOUTH	83
PARTS & GARAGE	84
OIL & LUBRICANTS	84
MAINTENANCE	86
HO PARTS	90
SERVICE PARTS	92
BATTERY & LIFTS	94
GARAGE & TRAILERING	96
APPAREL & HELMETS	98
OUTERWEAR & PROTECTION	98
LIFESTYLE & CAPS	104
CAMO & GIFTS	106
RANGER ACCESSORY COLLECTIONS	P. 108

TAKE YOUR FACTORY CHOICE PACKAGE TO THE NEXT LEVEL

You've already elevated your off-road experience with an industry-exclusive package. Don't stop there! Customize your experience by adding key accessories.



NORTHSTAR EDITION

XP 1000

MOST POPULAR ADD-ONS

- PROTECTION P. 30
- AUDIO P. 32
- LIGHTING P. 50
- WHEELS & TIRES P. 52

WINTER PREP PACKAGE

RANGER® 1000 FAMILY

MOST POPULAR ADD-ONS

- RANGER® PRO SHIELD™ CAB SYSTEM P. 10
- PROTECTION P. 30
- COLD WEATHER P. 44
- LIGHTING P. 50
- WHEELS & TIRES P. 52



BACK COUNTRY PACKAGE

XP 1000

MOST POPULAR ADD-ONS

- RANGER® PRO SHIELD™ CAB SYSTEM P. 10
- STORAGE P. 36
- LIGHTING P. 50
- WHEELS & TIRES P. 52



RIDE COMMAND WITH MB QUART® AUDIO PACKAGE


XP 1000

MOST POPULAR ADD-ONS

- RANGER® PRO SHIELD™ CAB SYSTEM P. 10
- WINCHES P. 28
- STORAGE P. 36
- LIGHTING P. 50



RIDECOMMAND
MBQUART®



KEEP YOUR
STANDARDS
HIGH. WE DO.

DESIGNED



Designed by the same people who designed your vehicle.

TESTED



Extensively tested in the field so you ride with 100% confidence.

TRUSTED

ACCESSORIES
BACKED BY A



WARRANTY

65 years in the business.
The #1 name in Off-Road.



WE HOLD OUR
PARTNERS TO THE
SAME STANDARDS

PRO ARMOR 

WHEELS, TIRES & LIGHTING DESIGNED WITH
POLARIS® TO MAXIMIZE PERFORMANCE

MBQUART 

IGNITE AND FUEL YOUR PASSION FOR PRECISE
QUALITY SOUND REPRODUCTION

RIGID 

PRODUCTS SO GOOD THEY REPLACE
OR REPAIR THEM FOR LIFE

KOLPIN 
OUTDOORS

MAKING PRODUCTS FOR AVID
SPORTSMEN SINCE 1943

INTRODUCING THE NEW
RANGER® 1000 FAMILY

WITH **HUNDREDS** OF **ACCESSORIES** TO CHOOSE
FROM TO **CUSTOMIZE** YOUR EXPERIENCE.



UNDISPUTED LEADER IN
UTILITY SIDE-BY-SIDES

ULTIMATE COMBINATION OF
PRICE AND PERFORMANCE

INDUSTRY-LEADING ACCESSORIES
ENGINEERED TO DO MORE
FOR EVERY KIND OF JOB BIG OR SMALL

INDUSTRY-LEADING COMFORT

LEVERAGE THE FULL CAPABILITIES
OF YOUR MACHINE YEAR-ROUND.



SUPERIOR INTEGRATION

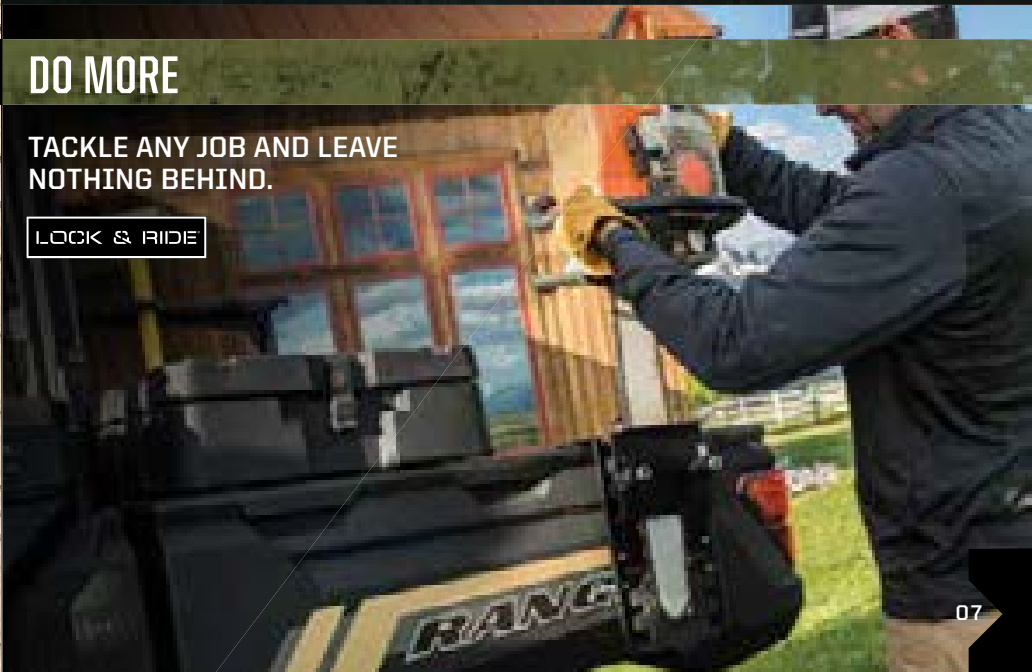
MAKE WORK EASIER WITH YOUR VEHICLE BUILT
TO ADD ESSENTIAL ACCESSORIES FOR ANY JOB.



DO MORE

TACKLE ANY JOB AND LEAVE
NOTHING BEHIND.

LOOK & RIDE



ENGINEERED FOR MORE

POLARIS
ENGINEERED

DRIVEN TO DO MORE. RANGER[®] is the world's most trusted, most capable, work partner in the world. Developed and tested along with the vehicle, Polaris Engineered Accessories[™] are designed for seamless integration and simple installation to get more done, year-round.

SUPERIOR INTEGRATION

PRO PRO HEAVY DUTY SERIES

WINCHES **P. 28**

INTEGRATED WINCH MOUNT & PRE-WIRED

Designated mounting points and pre-wired contactors ensure a perfect fit and the strongest place to attach the Polaris Engineered[™] winch - the most dependable winch for your RANGER[®]. With wiring built right into the vehicle, we made this the easiest RANGER[®] winch ever made to install.

GLACIER **P. 46** PLOW SYSTEM

INTEGRATED PLOW MOUNT

The attachment points for the best-in-class Glacier[®] Plow System are integrated right at the factory and feature an innovative drive-up and go installation process.

POLARIS PULSE **P. 26** Electrical System

PLUG & PLAY ELECTRICAL

A revolution in electrical accessory integration, the Polaris PULSE[™] Electrical System allows for a simple Plug & Play approach for adding power to Polaris Engineered Accessories[™].

DO MORE

LOCK & RIDE **P. 36**

CARGO BOX VERSATILITY

Lock & Ride[®] mounting locations allow for limitless customization to let you work the way you want.

INDUSTRY-LEADING COMFORT

THE BEST SEALING CAB

With the profile channels engineered into the roll cage, body plastics molded to seal and cab accessories designed to keep the elements out, the RANGER Pro Shield[™] Cab System offers an industry-leading, 3x better dust seal than the competition.

RANGER
PRO SHIELD
CAB SYSTEM

P. 10





INDUSTRY-LEADING COMFORT

Look for the RANGER PRO SHIELD™ Logo for the 4 components to customize your RANGER® with the industry's tightest sealing cab.



ULTIMATE CLARITY

Tempered safety glass, clear to see through and shatterproof.

COLOR MATCHED

Key color matched accent panels available for all XP 1000 & 1000 models.

PROTECTION


Inner & outer shells are made from high-quality, injection-molded plastics using a state-of the art process to shield from the elements and more.

EASY-ON/OFF HINGES

Once installed, the pin system allows for easy on & off.

DURABLE CONSTRUCTION

With a 2.5 cm tube steel frame these doors can handle the rigors of the off-road.



A FRAME DESIGNED FOR A CAB

All RANGER® cab components fit perfectly to the contours of the RANGER XP® 1000 and RANGER® 1000 profile tube cab frame, floor and body panels, allowing for a 360° gasket seal, seamless fit and installation providing unprecedented protection from the elements.

AVAILABLE FOR
RANGER XP® 1000
& RANGER® 1000

1 CHOOSE YOUR ROOF
P. 16

2 CHOOSE YOUR WINDSHIELD
P. 18

3 CHOOSE YOUR REAR PANEL
P. 20

4 CHOOSE YOUR DOORS
P. 22



We set out to develop the best-performing, tightest-sealing cab on any utility Side x Side. Dust, water, noise – tested to military standards – **The results speak for themselves.**

THE RANGER PRO SHIELD™

MIL-STD 810G 510.5
DUST TEST

3x BETTER DUST SEAL

// RANGER PRO SHIELD™ VS. THE COMPETITION



HONDA® PIONEER® **5x** MORE DUST

CAN-AM® DEFENDER **3x** MORE DUST

CAB SYSTEM DOMINATES THE COMPETITION

MIL-STD 810G 506.5
RAIN TEST

1.5x BETTER RAIN SEAL

// RANGER PRO SHIELD™ VS. THE COMPETITION



HONDA® PIONEER® **1.5x** MORE WATER

CAN-AM® DEFENDER **2x** MORE WATER

WIND TUNNEL TEST

2x BETTER NOISE REDUCTION

// RANGER PRO SHIELD™ VS. THE COMPETITION



HONDA® PIONEER® **3x** MORE NOISE

CAN-AM® DEFENDER **2x** MORE NOISE

SUPERIOR INTEGRATION

PRO PRO HEAVY DUTY SERIES




WINCHES P. 28

H-D HEAVY DUTY SERIES




POLARIS® ENGINEERED WINCH FEATURES




Tested **1,200+** pulls
at max load, it works
when you need it to



Built to withstand
-29° C temperatures



Sealed motor & heavy
duty gears **OPERATE
FULLY SUBMERGED
UNDERWATER**



MILITARY
tested & approved

Right from the factory, your vehicle is built to make essential accessories like winches and plows easy to use day-in and day-out. Mounting brackets are designed into the oversized factory bumper and wiring is routed securely and properly. When it comes to RANGER®, Polaris Engineered Accessories™ make work easier so you can get more done.

POLARIS
ENGINEERED

GLACIER
PLOW SYSTEM



P. 46

GLACIER® FEATURES



To install the plow, simply lift
the mount lock handle and
pull forward.



No loss of factory ground clearance
when not plowing.



Don't have to crawl under the
machine to release the plow
blade from the vehicle.



No trimming of vehicle plastic or fascia
required to mount plow or winch.

ANGLE YOUR BLADE
RIGHT FROM YOUR SEAT

25°

LEFT AND RIGHT



PRE-WIRED CHASSIS

Dash mounted controls and wiring are installed at the factory. Mount the winch, connect the wires and trust that everything is routed safely, securely, and properly.

NO NEED TO CUT PANELS

FULLY INTEGRATED MOUNT & WIRING



HUNT

RANGER XP® 1000 EPS with:
Premium Roof Crew - Camo
NEW Rear Cargo Bed Mounted Winch
Pro Armor® 27.9 cm Single-Row LED Spot Light
LOOK & RIDE Kolpin Stronghold® Auto-Latch Boot Mount

WORK

RANGER XP® 1000 EPS with:
Power Window Doors - Front - Poly
Polaris® PRO HD 2041 kg
Front Hood Rack
Pro Armor® 83.8 cm - Combo LED Light Bar

RANCH

RANGER CREW® XP 1000 EPS with:
LOOK & RIDE Full Windshield - Glass
Standard Brushguard - Front
LOOK & RIDE Tip-Down Headache Rack
Wheel & Tire Set: Pro Armor® Harvester® & Shackie

TRAIL

RANGER XP® 1000 EPS with:
Half Doors - Poly
MB Quart® Audio
NEW Tonneau Cover
NEW 81.3 cm RIGID® Light Bar

RANGER XP® 1000 & RANGER® 1000
MAKE IT YOURS.

WORK HARD AND GET IT DONE with Polaris Engineered Accessories™ for your RANGER®. Start with the ultimate in all-season performance and comfort with the best cab components in the industry. Find everything you need to outfit your RANGER® for the task at hand.

HUNT

- ROOFS P. 16
- STORAGE P. 36
- LIGHTING P. 50
- HUNT ACCESSORIES P. 42

RANCH

- WINDSHIELDS P. 18
- REAR PANELS P. 20
- PROTECTION P. 30
- STORAGE P. 36
- WHEELS & TIRES P. 52

WORK

- DOORS P. 22
- WINCHES P. 28
- STORAGE P. 36
- LIGHTING P. 50

TRAIL

- DOORS P. 22
- WINCHES P. 28
- STORAGE P. 36
- LIGHTING P. 50



SHOP ALL RANGER ACCESSORIES AT
[POLARIS.COM/ShopRANGER](https://www.polaris.com/ShopRANGER)

ROOFS



PREMIUM
FINISH &
QUIETER RIDE

POLY VS STEEL*

- Water run-off
- Polaris PULSE™ Plug & Play
- Liner ready
- Lightweight

- Heavy duty/durable
- Low profile
- Unique style



SEALED
COVERAGE



REDUCE
STANDING
WATER



EASY AND FAST
INSTALLATION

TO SHIELD AGAINST DRIVING RAIN OR THE BLISTERING SUN,
a roof is the first must-have of the Polaris Engineered™ cab
components. Choose from poly or steel, and get on your way
with protective peace of mind.



PREMIUM & SPORT ROOF FEATURES

SEE AUDIO OPTIONS
P. 32



* PREMIUM AND SPORT FEATURES
NOT AVAILABLE ON STEEL ROOFS

MULTI-FUNCTION LIGHT READY

WINDSHIELD WIPER
& WASHER SYSTEM
WIRING READY

SOUND ABSORBING LINER

POLARIS PULSE™
INTEGRATION

AUDIO READY

POLY

Lightweight, durable and
impact-resistant. A poly
roof can take the abuse of a
tough trail and still protect.

PREMIUM ROOF - POLY

» POLARIS® PURSUIT® CAMO • 2882913 • \$929⁹⁹

» BLACK • 2882912 • \$699⁹⁹

XP 1000 '17-20, 1000 '20

INCLUDES ROOF LINER



SPORT ROOF - POLY TOP SELLER

» BLACK • 2882911 • \$429⁹⁹

XP 1000 '17-20, 1000 '20



LINERS

Get a touch of premium
comfort, reduce cab noise
and hide wiring.
Included with Premium Poly Roofs.

PREMIUM ROOF LINER

» 2882914 • \$269⁹⁹

XP 1000 '17-20, 1000 '20

WORKS WITH 2882911, 2882912, 2882913



PREMIUM ROOF CREW - POLY

» POLARIS® PURSUIT® CAMO • 2883277 • \$1,599⁹⁹

CREW XP 1000 '17-20, CREW 1000 '20

ROOF LINER INCLUDED WITH CAMO



SPORT ROOF CREW - POLY TOP SELLER

» BLACK • 2883274 • \$709⁹⁹

CREW XP 1000 '17-20, CREW 1000 '20



PREMIUM ROOF LINER - CREW

» 2883457 • \$339⁹⁹

CREW XP 1000 '17-20, CREW 1000 '20



POLARIS PULSE™
Electrical System
PLUG & PLAY

STEEL ROOFS NOT COMPATIBLE WITH OVERHEAD PULSE™

ADD POWER TO PREMIUM & SPORT ROOFS - P. 26

STEEL

For the ultimate in strength
and protection.

HD ROOF - STEEL

» 2879881 • \$929⁹⁹


XP 1000 '17-20, 1000 '20

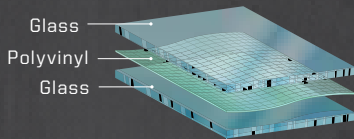
ROOF LINER INCLUDED

HD ROOF CREW - STEEL

» 2880334 • \$1,209⁹⁹

CREW XP 1000 '17-20, CREW 1000 '20


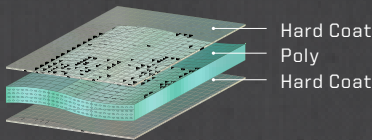





GLASS VS POLY

- Superior optical clarity (automotive level)
- Scratch resistant
- Curved to fit, seals tight
- Cold weather/ heavy duty
- Wiper ready

- Lightweight, flexible, easy to store/remove
- Impact-resistant
- 360° seal keeps out rain and dust



LOOK & RIDE
EASY AND FAST
INSTALLATION



AIRTIGHT
GASKET SEAL



MULTI-
FUNCTION
FEATURES



HARD COAT POLY // 30X MORE SCRATCH RESISTANT



LOOK & RIDE
FULL WINDSHIELD VENTED
- HARD COAT POLY **TOP SELLER**

- Frameless design for maximum visibility
 - Added vents for airflow on a hot day or defrosting on a cold day
- » 2883266 • \$739 ⁹⁹
XP 1000 '17-20, CREW XP 1000 '17-20, CREW 1000 '20, 1000 '20



LOOK & RIDE
FULL WINDSHIELD
- HARD COAT POLY

- Frameless design for maximum visibility
- » 2883300 • \$669 ⁹⁹
XP 1000 '17-20, CREW XP 1000 '17-20, CREW 1000 '20, 1000 '20



FLIP-DOWN WINDSHIELD -
HARD COAT POLY **NEW**

- Two venting options: fully sealed, flip-down or remove upper half for some protection with maximum ventilation
- » 2884139 • \$699 ⁹⁹
XP 1000 '18-20, CREW XP 1000 '19-20, CREW 1000 '20, 1000 '20

3-Position
Adjustable
Open
Venting
Closed



TIP-OUT WINDSHIELD - GLASS **TOP SELLER**

- Offers 3 positions-open, closed and vented
- Tip-out design allows for partial venting or open-air freedom
- Gas shocks assist in easy opening and closing
- 360° gasket for reliable protection and comfort
- Automotive-style curved glass
- Scratch-resistant safety glass
- Improved interior sound dampening and optimized visibility
- Bolt-on design installs directly on the cab frame
- Designated mounting locations

» 2882874 • \$1,599 ⁹⁹
XP 1000 '18-20, CREW XP 1000 '19-20, CREW 1000 '20, 1000 '20



LOOK & RIDE
FULL WINDSHIELD - GLASS **TOP SELLER**

- Provides the highest level of scratch resistance
- 360° gasket for reliable protection and comfort
- Automotive-style curved glass
- Scratch-resistant safety glass
- Improved interior sound dampening and optimized visibility

» 2882191 • \$929 ⁹⁹
XP 1000 '17-20, CREW XP 1000 '17-20, CREW 1000 '20, 1000 '20



LOOK & RIDE
FULL WINDSHIELD - POLY

- Frameless design for maximum visibility
- » 2883278 • \$539 ⁹⁹
XP 1000 '17-20, CREW XP 1000 '17-20, CREW 1000 '20, 1000 '20



LOOK & RIDE
HALF WINDSHIELD - POLY


- Deflects air flow from straight on, but still provides air flow in the cab
- » 2883301 • \$269 ⁹⁹
XP 1000 '17-20, CREW XP 1000 '17-20, CREW 1000 '20, 1000 '20

ADD ALL-WEATHER VISIBILITY
WINDSHIELD WIPER &
WASHER SYSTEM
P. 24



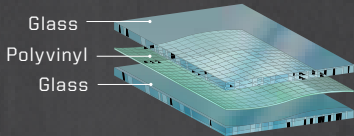
HARD COAT POLY WINDSHIELD
WIPER & WASHER
MOUNTING BRACKET

- Required to use wiper on 2883266 or 2883300
- » 2207624 • \$74 ⁹⁹
XP 1000 '17-20, CREW XP 1000 '17-20, CREW 1000 '20, 1000 '20



REDUCE IN-CAB DUST SWIRL
BY ADDING A REAR PANEL
SEE P. 20


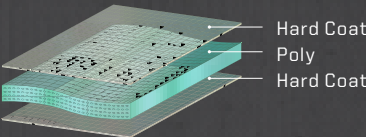
REAR PANELS



GLASS VS POLY

- Superior optical clarity (automotive level)
- Scratch resistant
- Curved to fit, seals tight
- Cold weather/ Heavy duty

- Lightweight, flexible, easy to store/remove
- Impact-resistant
- Tight seal keeps out rain and dust



LOCK & RIDE
EASY AND FAST
INSTALLATION



AIRTIGHT
GASKET SEAL





VENTING
OPTIONS



REDUCE IN-CAB DUST SWIRL
BY ADDING A REAR PANEL
With a windshield and roof installed,
turbulent air develops behind the
cab. Add a rear panel to reduce dust
intrusion from this swirl.

HARD COAT POLY // 30X MORE SCRATCH RESISTANT



LOCK & RIDE

REAR PANEL - SLIDING GLASS

- Sliding window provides ventilation, cab comfort and access to cargo in rear box

» 2879015 • \$929⁹⁹

XP 1000 '17-20, CREW XP 1000 '17-20, CREW 1000 '20, 1000 '20



LOCK & RIDE

REAR PANEL - GLASS TOP SELLER

» 2879013 • \$509⁹⁹

XP 1000 '17-20, CREW XP 1000 '17-20, CREW 1000 '20, 1000 '20



LOCK & RIDE

REAR PANEL -
POLY POLARIS® PURSUIT® CAMO

- Strong, thick polycarbonate provides outstanding impact and scratch resistance
- Installs in contours of cab frame with 360° gasketing for outstanding protection, comfort, fit and finish
- Dot matrix screen printing allows for rear visibility

» 2883774 • \$539⁹⁹

XP 1000 '17-20, CREW XP 1000 '17-20, CREW 1000 '20, 1000 '20



LOCK & RIDE

REAR PANEL -
POLY - CLEAR TOP SELLER

- Strong, thick polycarbonate provides outstanding impact and scratch resistance
- Installs in contours of cab frame with 360° gasketing for outstanding protection, comfort, fit and finish

» 2883773 • \$469⁹⁹

XP 1000 '17-20, CREW XP 1000 '17-20, CREW 1000 '20, 1000 '20



KEY FEATURES

RANGER PRO SHIELD™ CAB SYSTEM

WINDOW TYPE / VENTILATION

VISIBILITY

STORAGE COMPARTMENT

AUDIO-READY / SPEAKER MOUNT

PREMIUM TPE LINER

SPECIAL FEATURES

SEE WHAT PEOPLE ARE SAYING ABOUT THESE DOORS
YOUTUBE.COM/POLARISORV
SEARCH "DOORS"



GET UNMATCHED PERFORMANCE AND THE BEST SEAL with the RANGER Pro Shield™ Cab System door line

360° GASKET SEAL

EASY TO CLEAN TPE LINER

BUILT-IN STORAGE

AUDIO-READY

VENTILATION OPTIONS

PREMIUM POLY DOORS

POLY DOORS

CANVAS DOORS

POWER WINDOW DOORS	MANUAL CRANK WINDOW DOORS	HALF DOORS	RANGER® HUNTER DOORS	RANGER® CLEARVIEW DOORS	ZIP WINDOW DOORS
GLASS / POWER	GLASS / MANUAL CRANK	NA / OPEN TOP	GLASS / HINGED	GLASS / HINGED	CLEAR POLY / ZIPPED
UPPER	UPPER	UPPER	UPPER	UPPER + LOWER	UPPER + PARTIAL LOWER
STANDARD	STANDARD	STANDARD			
STANDARD, PRE-WIRED	STANDARD				
STANDARD	STANDARD	STANDARD			
BUILT-IN FLOOR LIGHT, COLORED ACCENT PANELS AVAILABLE	COLORED ACCENT PANELS AVAILABLE	COLORED ACCENT PANELS AVAILABLE	DURABLE POLY CONSTRUCTION, POLARIS® PURSUIT™ CAMO	DURABLE POLY CONSTRUCTION	AVAILABLE IN POLARIS® PURSUIT™ CAMO
POWER WINDOW <ul style="list-style-type: none">The ultimate door offering power windows, switches mounted on the door and built-in floor light.	MANUAL CRANK WINDOW <ul style="list-style-type: none">A premium, door offering manual crank windows for airflow adjustment in the cab.	HALF <ul style="list-style-type: none">Provides lower protection from the off-road with an open-air experience.	RANGER HUNTER <ul style="list-style-type: none">Tough clear poly shell extends from the bottom of the door until it meets the upper-hinged glass window.Premium Polaris Pursuit® Camo pattern offers extensive camo coverage.	RANGER® CLEARVIEW <ul style="list-style-type: none">Deliver nearly uninterrupted visibility and maximum ambient lighting inside the cab.Tough clear poly shell extends from the bottom of the door until it meets the upper-hinged glass window.	ZIP WINDOW <ul style="list-style-type: none">Lightweight, durable protection with adjustable zipper ventilation and see-through bottom panel.

Premium Doors come with Gloss Black Exterior Door Accent Panels, images shown with optional Exterior Door Accent Panels.

FRONT DOORS (SET OF 2) XP 1000 '18-'20, CREW XP 1000 '19-'20, CREW 1000 '20, 1000 '20	 Power Window Doors - Poly - Black 2884338 \$4,079 ⁹⁹	 Manual Crank Window Doors - Poly - Black 2882561 \$3,419 ⁹⁹	 Half Doors - Poly 2882559 \$2,039 ⁹⁹	 RANGER® Hunter Doors - Polaris® Pursuit® Camo 2883229 \$2,999 ⁹⁹	 RANGER® ClearView Doors 2882901 \$2,709 ⁹⁹	 Zip Window Doors - Canvas - Black 2882902 \$1,229 ⁹⁹	 Zip Window Doors - Canvas - Polaris® Pursuit® Camo 2882903 \$1,639 ⁹⁹
REAR DOORS (SET OF 2) CREW XP 1000 '19-'20, CREW 1000 '20		 Manual Crank Window Doors - Rear - Poly 2883437 \$3,419 ⁹⁹	 Half Doors - Rear - Poly 2883438 \$2,039 ⁹⁹	 RANGER® Hunter Doors - Rear - Polaris® Pursuit Camo 2883633 \$2,999 ⁹⁹	 RANGER® ClearView Doors - Rear 2883632 \$2,709 ⁹⁹	 Zip Window Doors - Rear - Canvas - Black 2883634 \$1,229 ⁹⁹	
EXTERIOR DOOR ACCENT PANELS // Replace stock gloss black accent panels // Painted plastic and clear-coated for UV protection // Install easily with a single screw // Comes as a pair							

FRONT 2882870-555 \$43 ⁹⁹	2882870-685 \$43 ⁹⁹	2882870-756 \$43 ⁹⁹	2883499-342 \$43 ⁹⁹	2882870-686 \$43 ⁹⁹	2882870-750 \$43 ⁹⁹	2882870-632 \$55 ⁹⁹	2882870-765 \$55 ⁹⁹
REAR 2883829-555 \$43 ⁹⁹	2883829-685 \$43 ⁹⁹	2883829-756 \$43 ⁹⁹				2883829-632 \$55 ⁹⁹	2883829-765 \$55 ⁹⁹
FRONT 2882870-587 \$129 ⁹⁹	2882870-566 \$55 ⁹⁹	2882870-754 \$55 ⁹⁹	2883499-560 \$55 ⁹⁹	2882870-603 \$55 ⁹⁹	2882870-577 \$55 ⁹⁹	2882870-520 \$55 ⁹⁹	
REAR 2883829-587 \$129 ⁹⁹	2883829-566 \$55 ⁹⁹	2883829-754 \$55 ⁹⁹	2883843-560 \$55 ⁹⁹			2883829-520 \$55 ⁹⁹	

For required Polaris PULSE™ installation items, see P. 26

CAB COMFORT & CONVENIENCE



8-VENT HEATER & DEFROST SYSTEM



- Easily control the climate inside your cab in any season
- Helps defrost windshields and keeps you warm or cool
- Heat and fan dash-mounted controls
- Manual vents

» 2882753 • **\$1,289⁹⁹** **XP 1000 ONLY**
XP 1000 '18-19, CREW XP 1000 '19-20

» 2884066 • **\$1,289⁹⁹** **NEW 1000 ONLY**
CREW 1000 '20, 1000 '20
NEED ADAPTER: 2884163 ON CREW 1000

» **CREW HEATER ADAPTER KIT** **NEW 1000 ONLY**
2884163 • **\$129⁹⁹**
CREW 1000 '20

HEATED SEAT SYSTEM - 3 PASSENGER

XP 1000 ONLY

- Increase your comfort in the colder months with heated seats
- Installs into stock seats

» 2882905 • **\$309⁹⁹**

XP 1000 '18-20, CREW XP 1000 '19-20
CREW: FITS FRONT SEATS ONLY



WINDSHIELD WIPER & WASHER SYSTEM



» 2883974 • **\$679⁹⁹**
XP 1000 '18-20, CREW XP 1000 '19-20,
CREW 1000 '20, 1000 '20

HARD COAT POLY WINDSHIELD WIPER & WASHER SYSTEM MOUNTING BRACKET

» 2207624 • **\$74⁹⁹**

XP 1000 '17-20, CREW XP 1000 '17-20, CREW 1000 '20, 1000 '20
REQUIRED TO USE WIPER ON 2883266 OR 2883300



UNDER SEAT DRY STORAGE

NEW XP 1000 ONLY

» 2882910 • **\$269⁹⁹**

XP 1000 '18-20, CREW XP 1000 '19-20



FLOOR MATS - 3 SEAT

» 2882780 • **\$169⁹⁹** **XP 1000 ONLY**
CREW XP 1000 '19-20, XP 1000 '18-20
CREW: FITS FRONT SEATS ONLY

» 2884247 • **\$164⁹⁹** **NEW 1000 ONLY**
CREW 1000 '20, 1000 '20

CAB SEAL SYSTEM - 3 SEAT

- Included in all Premium and Poly Doors

» 2883253 • **\$134⁹⁹**


XP 1000 '18-20, CREW XP 1000 '19-20, 1000 '20



NOISE REDUCTION SYSTEM

» 2883489 • **\$359⁹⁹**

XP 1000 '18-20, CREW XP 1000 '19-20, CREW 1000 '20, 1000 '20
DESIGNED TO ATTACH TO THE REAR CLOSURE PANEL OF YOUR RANGER® CAB, THE SOUND ABSORBING MATERIAL REDUCES UNWANTED NOISE FOR A QUIETER CAB



MULTI-FUNCTION CAB LIGHT



- LED dome light provides white, red, green and blue lighting options
- Battery-operated. Recharges when the vehicle is on
- Can be removed to use as a flashlight in and around your vehicle



Red light is great for reading maps



Green light is perfect for navigating in the dark



Blue light is ideal for night riding

» 2882871 • **\$134⁹⁹**

XP 1000 '18-20, CREW XP 1000 '19-20, CREW 1000 '20, 1000 '20

REMOTE GARAGE DOOR OPENER BY HOMELINK®


NEW

- HomeLink® technology allows you to control up to two garage doors

» 2882892 • **\$199⁹⁹**

XP 1000 '18-20, CREW XP 1000 '19-20,
CREW 1000 '20, 1000 '20

⚠ Requires Battery Connection Cable 2879685



POLARIS® RANGER XP® FULL-SIZE SEATSAVER® - SPLIT BENCH SEAT

XP 1000 ONLY

- Covers the back and bottom of seat

» POLARIS® PURSUIT® CAMO • 2883244-587 • **\$299⁹⁹**



» CARHARTT® BROWN • 2883244-218 • **\$269⁹⁹**

» CARHARTT® GRAVEL • 2883244-458 • **\$269⁹⁹**

XP 1000 '18-20, CREW XP 1000 '19-20
CREW: FITS FRONT SEATS ONLY



SEAT CONFIGURATION



WORK BEACON LED LIGHT

- 15.2 m of illumination 360° around your vehicle
- Ideal for plowing, hunting and nighttime utility work
- Break-away construction protects the light in areas with tight clearance
- Mounted to the vehicle on the rear of the ROPS
- Easily hinge the light up during use and hinge it down when in transit

» 2883265 • **\$309⁹⁹**

XP 1000 '18-20, CREW XP 1000 '19-20, CREW 1000 '20, 1000 '20

REVERSE WARNING ALERT

» 2883246 • **\$74⁹⁹**

XP 1000 '18-20, CREW XP 1000 '19-20, CREW 1000 '20, 1000 '20
AUTOMATICALLY ACTIVATED WHENEVER THE VEHICLE IS PUT IN REVERSE

HORN



» 2882764 • **\$89⁹⁹**

XP 1000 '18-20, CREW XP 1000 '19-20, CREW 1000 '20, 1000 '20

LARGE REAR VIEW MIRROR

TOP SELLER

» 2879969 • **\$89⁹⁹**

XP 1000 '17-20, CREW XP 1000 '17-20, CREW 1000 '20,
1000 '20



WIDE ANGLE REAR VIEW MIRROR

- Large 6.4 x 35.6 cm adjustable convex mirrored surface gives you a full-spectrum view

» 2881439 • **\$179⁹⁹**


XP 1000 '17-20, CREW XP 1000 '17-20, CREW 1000 '20, 1000 '20




With Polaris PULSE™ it's easy to add all your electrical accessories. See P. 26 to learn more.



ELECTRICAL ACCESSORIES



Polaris PULSE™ is a revolutionary way to provide additional power locations on your vehicle, and makes adding electrical accessories a snap. Electrical accessories are easier to install on the roof, with designated routing areas and plug and play connections. Look for  to identify Polaris PULSE™ ready accessories.



XP 1000
CREW XP 1000
1000
CREW 1000

ADD ELECTRICAL SYSTEM ACCESSORIES IN 4 EASY STEPS

STEP 1

CHOOSE A POLARIS PULSE™ READY ROOF	3-SEAT	CREW
Premium Roof - Poly - Polaris® Pursuit® Camo	2882913 \$929 ⁹⁹	2883277 \$1,599 ⁹⁹
Premium Roof - Poly - Black	2882912 \$699 ⁹⁹	N/A
Sport Roof - Poly - Black	2882911 \$429 ⁹⁹	2883274 \$709 ⁹⁹

STEP 2

ADD THE POLARIS PULSE™ ROOF 6		3-SEAT	CREW
Polaris PULSE™ Roof 6	2882904 \$124 ⁹⁹	X	X

STEP 3 ADD ACCESSORIES

POWER WINDOW DOORS		3-SEAT	CREW
Power Window Doors - Poly - Black	2884338 \$4,079 ⁹⁹	X	X
Polaris PULSE™ Wiring Harness - Crew Extension	2883231 \$30 ⁹⁹		X

WINDSHIELD WIPER & WASHER SYSTEM		3-SEAT	CREW
Windshield Wiper & Washer System	2883974 \$669 ⁹⁹	X	X
Polaris PULSE™ Wiring Harness - Crew Extension	2883231 \$30 ⁹⁹		X

AUDIO: VISOR AUDIO + REAR SPEAKERS		3-SEAT	CREW
300 Watt AM/FM, Bluetooth® Audio Visor with Four 16.5 cm Waterproof Speakers	2882888 \$1,069 ⁹⁹	X	X
Rear Overhead Speakers	2882876 \$269 ⁹⁹	X	X
Polaris PULSE™ Wiring Harness - Crew Extension	2883231 \$30 ⁹⁹		X

AUDIO: DASH RADIO & VISOR SPEAKERS		3-SEAT	CREW
160 Watt, Waterproof AM/FM Bluetooth® Audio System	2882750 \$809 ⁹⁹	X	X
300 Watt Overhead Audio Visor Speakers	2882891 \$809 ⁹⁹	X	X
Polaris PULSE Wiring Harness - Crew Extension	2883231 \$30 ⁹⁹		X

MULTI-FUNCTION DOME LIGHT		3-SEAT	CREW
Multi-Function Cab Light (Front) †	2882871 \$134 ⁹⁹	X	X
Polaris PULSE™ Wiring Harness - Crew Extension	2883231 \$30 ⁹⁹		X

†To add a Multi-Function Dome light for rear passengers, add an additional 2882871.

STEP 4 FINISHING TOUCH

CONCEAL WIRING FOR A FINISHED, COMFORTABLE LOOK	3-SEAT	CREW
Premium Roof Liner	2882914 \$269 ⁹⁹	2883457 \$339 ⁹⁹

THE FOLLOWING ACCESSORIES EASILY PLUG INTO THE FACTORY INSTALLED POLARIS PULSE™ UNDER THE HOOD:

8-Vent Heater & Defrost System, Heated Seats	P. 24
Horn	P. 25
Plow Controller	P. 28
160 Watt, Waterproof AM/FM Bluetooth® Audio System	P. 34
Light Bars	P. 50

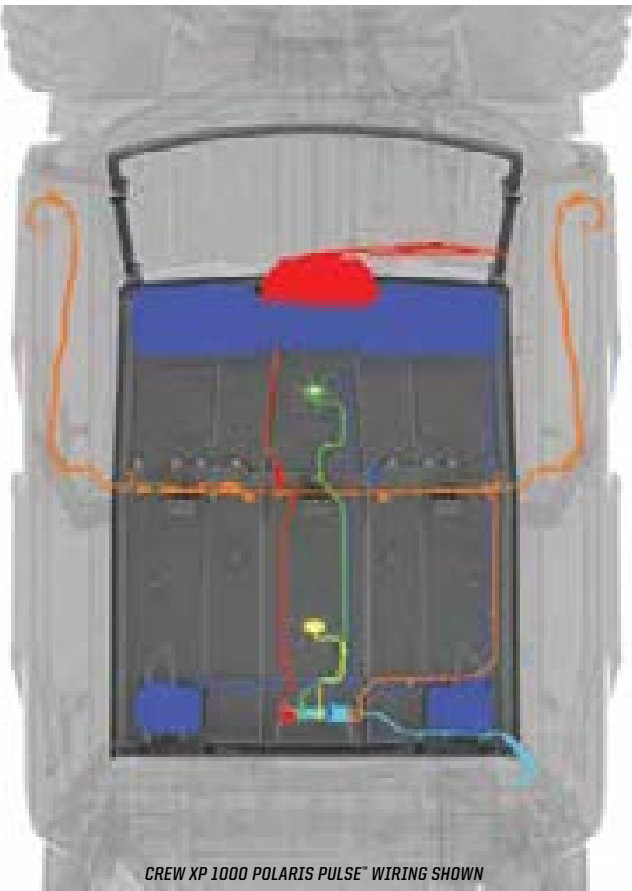


POLARIS PULSE™ UNDERHOOD BUS BAR - 6 POSITION **NEW** 1000 ONLY

• If upgrading to more than three accessories attaching to the underhood PULSE location, replace 3-position Bus Bar with the Polaris PULSE™ Underhood Bus Bar - 6 Position

» 2884183 • \$55 ⁹⁹
CREW 1000 '20, 1000 '20

POLARIS PULSE™ READY ROOF WIRING EXAMPLE



CREW XP 1000 POLARIS PULSE™ WIRING SHOWN



EASILY ADD LIGHTING

With Polaris PULSE™ it's easy to add RIGID® and Pro Armor® lighting to your RANGER®, all LED Light bars listed on P. 50-51 are Polaris PULSE™ ready, making installation that much easier.

POLARIS PULSE™ LIGHT BAR WIRING LOCATIONS

FRONT BUMPER // ROOF - FRONT MOUNTED
ROOF - REAR MOUNTED // *CREW ROOF - REAR MOUNTED
(*REQUIRES EXTENSION)

1 LIGHT WITH 1 SWITCH

• Polaris PULSE™ Wiring Harness - 1 LED Light Bar • 2883230 • \$114 ⁹⁹

2 LIGHTS WITH 1 SWITCH

• Polaris PULSE™ Wiring Harness - 1 LED Light Bar • 2883230 • \$114 ⁹⁹
• Y-Harness • 2879860 • \$23 ⁹⁹

2 LIGHTS WITH 2 SWITCHES

• Polaris PULSE™ Wiring Harness - 1 LED Light Bar • 2883230 • \$114 ⁹⁹
• Polaris PULSE™ Wiring Harness - 1 LED Light Bar • 2883230 • \$114 ⁹⁹

EXTENSIONS FOR CREW

• Polaris PULSE™ Wiring Harness - 1 LED Light Bar - Crew Extension • 2883231 • \$30 ⁹⁹

WINCHES

ADD A PLOW
P. 46

WHETHER HARD AT WORK OR ON THE TRAILS, ADD A WINCH TO...

- GET THE JOB DONE RIGHT
- GET YOU ON YOUR WAY FASTER
- BE PREPARED FOR UNEXPECTED SITUATIONS

WHY POLARIS®?



TESTED **1,200+**
PULLS AT MAX LOAD



BUILT TO WITHSTAND
-29° C TEMPERATURES



OPERATES **FULLY
SUBMERGED**



MILITARY
TESTED & APPROVED

UPGRADE YOUR CONTROLS
HD OR PRO HD WINCHES

POWER CONTROLLER

- Control winch/plow hydraulics from shift knob
- » 2883247 • **\$269⁹⁹**
XP 1000 '18-20, CREW XP 1000 '19-20, CREW 1000 '20, 1000 '20 CONTROLS HYDRAULICS, DOES NOT CONTROL WINCH



WIRED REMOTE CONTROL

- Must order remote handle and socket together
- » REMOTE HANDLE 4013466 • **\$64⁹⁹** » SOCKET 4017102 • **\$69⁹⁹**
Works with all models

REPLACEMENT PART

SYNTHETIC ROPE

- 2,722 kg » 2879188 • **\$229⁹⁹** 2,041 kg » 2879187 • **\$179⁹⁹**



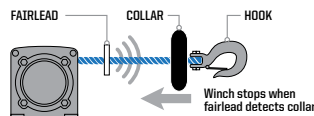
FEATURES

ALL POLARIS ENGINEERED®
WINCHES COME WITH:



1. Set Dial to FREE SPOOL (N) to attach Winch Hook
2. Set Dial to PULL (L) for Winch Mode
3. Set Dial to ROPE RECOVERY (H) for 5x Faster Rope Recovery

AUTO STOP TECHNOLOGY



Stops winch at end of pull to prevent driveline stress and plow overlifting

PREMIUM SYNTHETIC ROPE

- Lightweight & Easy to Handle
- Superior Flexibility & Strength
- 15 m long

WIRELESS REMOTE

15 m range wireless remote control with unique code for interference-free operation

MODEL

XP 1000 '18-20
CREW XP 1000 '18-20
1000 '20
CREW 1000 '20



PRO HEAVY DUTY SERIES

TOP-OF-THE-LINE FEATURES



HEAVY DUTY SERIES

BUILT FOR THE OFF-ROAD



PRO HEAVY DUTY SERIES



WARRANTY



INTEGRATED WIRING, MOUNT, PREASSEMBLED

HOOK WITH STRAP

CUT STEEL GEARS & SEALED DRIVETRAIN

SEALED PERMANENT MAGNET MOTOR



WITH ALUMINUM FAIRLEAD



NOT AVAILABLE

ADD AUTO STOP UPGRADE

» 2883454 • **\$129⁹⁹**
Works with 2882714

PROTECTION

HD FRONT BRUSHGUARD with integrated plow mount and mounting locations for seamless installation of lighting accessories. Additional 91.4 cm of storage area is included for the Off-Road Jack Kit or other recovery equipment.



STANDARD BRUSHGUARDS

HD BRUSHGUARDS

PERFECT FOR: **INCREASED PROTECTION AROUND LIGHTING AND FENDERS**

FRONT



INSTALLS DIRECTLY TO STOCK BUMPER



REAR



CAN BE USED IN CONJUNCTION WITH A TOW HITCH



» FRONT • 2882531 • **\$339** ⁹⁹ » REAR • 2882529 • **\$269** ⁹⁹
• Requires 2207941 with Ride Command
XP 1000 '18-'20, CREW XP 1000 '19-'20, CREW 1000 '20, 1000 '20
FRONT BRUSHGUARD DOES NOT FIT HIGH LIFTER MODELS
» RIDE COMMAND BUMPER ADAPTER: 2207941 • **\$48** ⁹⁹

» FRONT • 2884216 • **\$853** ⁹⁹ » REAR • 2884217 • **\$544** ⁹⁹
XP 1000 '18-'20, CREW XP 1000 '19-'20, CREW 1000 '20, 1000 '20
FRONT BRUSHGUARD DOES NOT FIT HIGH LIFTER MODELS
» OFF-ROAD JACK KIT: 2881201 • **\$269** ⁹⁹

ROCK GUARDS



3-SEAT



CREW

ROCK GUARD WITH STEP

- Reliable, hard-working protection for edges of vehicle
- Integrated step with boot scraper helps keep interior clean
- Mounts directly to the frame, instead of underneath, for maximum ground clearance
- Steel construction with black e-coat and durable black powdercoated finish


» 3-SEAT • 2882530 • **\$269** ⁹⁹
XP 1000 '18-'20, 1000 '20

» CREW • 2883398 • **\$469** ⁹⁹
CREW XP 1000 '19-'20, CREW 1000 '20

FRONT BRUSHGUARD ^{1000 ONLY}

- Increased protection over stock bumper
- Sturdy stamped steel and tube construction
- Integrated mounting positions for plow and winch accessories

» 2884123 • **\$454** ⁹⁹
CREW 1000 '20, 1000 '20
ONLY FITS CAMO OR IN-MOLD MODELS



HMW A-ARM GUARDS

- Strong, 64 cm thick, durable, lightweight HMW (high molecular weight) polyethylene construction helps protect against off-road impacts
- Molded specifically for the RANGER XP® 1000 & 1000 front suspension for a sure fit and low-profile presence
- Easy bolt-on design with mounting hardware included

» FRONT • 2882784 • **\$269** ⁹⁹
XP 1000 '18-'20, CREW XP 1000 '19-'20, CREW 1000 '20, 1000 '20

» REAR • 2882787 • **\$269** ⁹⁹
XP 1000 '18-'20, CREW XP 1000 '19-'20, CREW 1000 '20, 1000 '20

REVOLUTIONIZING THE OFF-ROAD
EXPERIENCE



- **BUILT IN GPS WITH TOPOGRAPHY MAPS TO SEE YOUR LOCATION AND PLAN YOUR RIDE**
- **MEDIA PLAYER WITH BUILT IN AM/FM TUNER FOR ALL YOUR FAVORITE MUSIC**
- **GROUP RIDE FOR BUDDY TRACKING, TO SEE YOUR FRIENDS ON THE MAP, TRACK AND SHARE RIDE STATS ON THE DISPLAY OR RIDE COMMAND MOBILE APP**

RIDECOMMAND

RIDE COMMAND 17.8 CM DISPLAY **NEW**

- 17.8 cm High Bright Touchscreen visible in all conditions
- Displays critical vehicle information for fuel level, coolant temp and battery voltage
- Media player with built in AM/FM tuner
- Enhanced Group Ride capability to track and share your ride
- Dedicated shortcut buttons for quick access to features
- Bluetooth® and USB smart phone connectivity
- Front camera support for better visibility on and off trail
- Includes Plow Mode on XP 1000 '18-20 and CREW XP 1000 '19-20 models (see P. 44 for details)

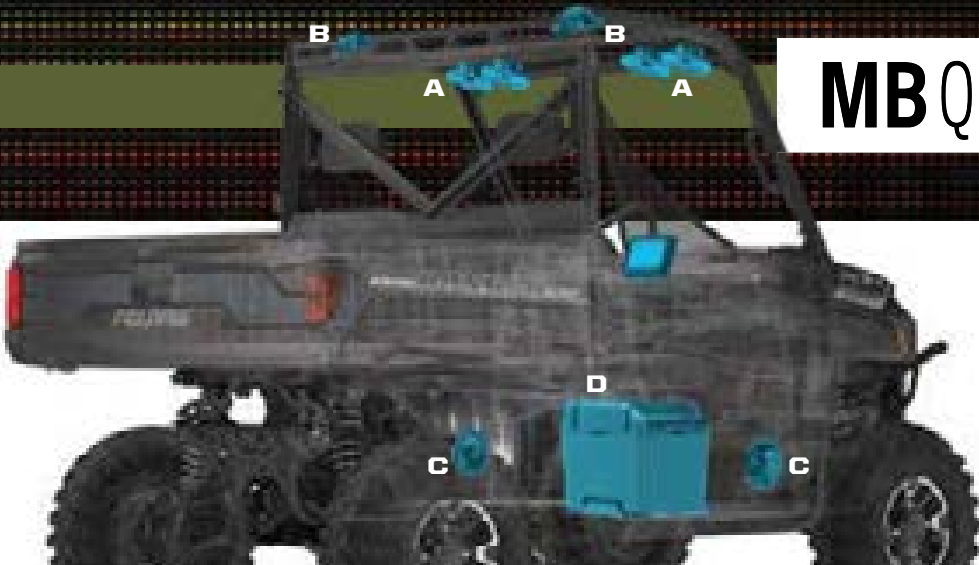
» 2884072 • \$1,999⁹⁹
XP 1000 '18-20, CREW XP 1000 '19-20, CREW 1000 '20, 1000 '20

RIDE COMMAND MOUNT KIT **NEW**

- Mount Ride Command seamlessly into the dash for perfect fit and finish
- Comes with wiring harnesses needed
- Includes front camera

» 2882872 • \$649⁹⁹
XP 1000 '18-20, CREW XP 1000 '18-20, XP 1000 NORTHSTAR '18-20, CREW XP 1000 NORTHSTAR '18-20, 1000 '20, CREW 1000 '20

» 2884564 • \$649⁹⁹
XP 1000 '19-20, CREW XP 1000 '19-20 WITH 900 WATT STATOR, 1000 WINTER PREP '20, XP 1000 BACK COUNTRY '19-20, XP 1000 CREW BACK COUNTRY '19-20



MBQUART®

BUILD YOUR SOUND
WITH RIDE COMMAND

STEP 1
ADD HEAD UNIT

RIDE COMMAND
2884072 • \$1,999⁹⁹

STEP 2
ADD MOUNT

2882872 • \$649⁹⁹
XP 1000 '18-20, CREW XP 1000 '18-20, XP 1000 NORTHSTAR '18-20, CREW XP 1000 NORTHSTAR '18-20, 1000 '20, CREW 1000 '20

OR

2884564 • \$649⁹⁹
XP 1000 '19-20, CREW 1000 XP '19-20 WITH 900 WATT STATOR, 1000 WINTER PREP '20, XP 1000 BACK COUNTRY '19-20, XP 1000 CREW BACK COUNTRY '19-20

STEP 3
UPGRADE AUDIO BY ADDING VISOR OR DASH AUDIO

OPTION 1
VISOR AUDIO

A. OVERHEAD VISOR SPEAKERS
2882891 • \$809⁹⁹

HARNESS REQUIRED
2882904 • \$124⁹⁹
CREW MODELS REQUIRE
ADDITIONAL 2883231

B. REAR OVERHEAD SPEAKERS
2882876 • \$269⁹⁹

C. DOOR SPEAKERS
2882889 • \$269⁹⁹

NEW
D. 25.4 cm MAXBOOST SUBWOOFER
2884233 • \$809⁹⁹
XP 1000 '19-20, CREW XP 1000 '19-20 WITH 900 WATT STATOR

OPTION 2
DASH AUDIO

AUDIO DASH SPEAKERS
2883956 • \$589⁹⁹

B. REAR OVERHEAD SPEAKERS
2882876 • \$269⁹⁹

C. DOOR SPEAKERS
2882889 • \$269⁹⁹

NEW
D. 25.4 cm MAXBOOST SUBWOOFER
2884233 • \$809⁹⁹
RANGER MODELS WITH RIDE COMMAND PACKAGE REQUIRE 2883232 ADAPTOR HARNESS

AUDIO DASH SPEAKERS INCLUDE BUILT-IN FOUR CHANNEL AMPLIFIER (40-WATTS) AND TWO OFF-ROAD GRADE 13.3 cm SPEAKERS

VISIT POLARIS.COM/SHOPRANGER FOR FITMENT FOR YOUR SPECIFIC MODEL & YEAR

DOWNLOAD THE RIDE COMMAND MOBILE APP




CHECK FOR FEATURE ENHANCEMENTS & UPDATES AT POLARIS.COM/RIDECOMMAND

BUILD YOUR AUDIO SYSTEM

SEE PREVIOUS PAGE FOR RIDE COMMAND AUDIO

OFF-ROAD
GRADE AUDIO

When you research audio solutions, you'll see manufacturers bragging about how their audio equipment is "Marine Grade". Or worse yet, you'll discover they are repackaged components built for automotive applications. MB Quart®, combined with Polaris®, engineers Off-Road Grade Audio equipment that's proven to deliver the loudest, crispest sound in the harshest conditions. Rain, snow, mud, heat, cold, dust—**ANY PLACE YOUR RANGER® EXCELS, SO WILL YOUR AUDIO.**



MBQUART®

1 CHOOSE A HEAD UNIT Control all aspects of your sound system. Choose what to listen to and how loud.

DASH STEREO



160 WATT, WATERPROOF AM/FM BLUETOOTH® AUDIO SYSTEM

- All-in-one solution for giving your vehicle a performance-ready sound system
- USB input, Bluetooth® 4.0 compatible, Apple® Control, AM/FM tuner
- Built-in four channel amplifier (40-watts x 4)
- Two off-road grade 13.3 cm speakers with Titanium Dome Tweeters and Polypropylene Cones

» 2882750 • **\$809** ⁹⁹
XP 1000 '18-20, CREW XP 1000 '19-20,
CREW 1000 '20, 1000 '20



USE AS IS OR
ADD ADDITIONAL SPEAKERS

VISOR STEREO



300 WATT AM/FM, BLUETOOTH® AUDIO VISOR WITH FOUR 16.5 cm WATERPROOF SPEAKERS

- One-step solution for off-road audio
- USB input, Bluetooth® 4.0 compatible, Apple® Control, AM/FM tuner
- 300-Watt four channel amplifier (75 watts x 4)
- 4 16.5 cm coaxial speakers with Titanium Dome Tweeters and Polypropylene Cones
- Audio outputs to drive additional speakers
- 4 Accessory knocks outs
- Polaris PULSE® Electrical System

» 2882888 • **\$1,069** ⁹⁹
XP 1000 '18-20, CREW XP 1000 '19-20,
CREW 1000 '20, 1000 '20



COMES WITH OVERHEAD VISOR SPEAKERS (AT RIGHT)
USE AS IS OR ADD ADDITIONAL SPEAKERS

2 ADD SPEAKERS - MIX AND MATCH

Your RANGER® is ready for work, but is it ready to entertain? From a simple two-speaker setup to a complete system - add speakers to BUILD IT YOUR WAY.

A VISOR SPEAKERS



STANDARD WITH VISOR STEREO

300 WATT OVERHEAD AUDIO VISOR SPEAKERS

- Built-in 300-Watt amplifier (75-watt x 4 channels)
- Four 16.5 cm speakers located in the overhead
- Waterproof system for reliable power and sound quality

» 2882891 • **\$809** ⁹⁹
XP 1000 '18-20, CREW XP 1000 '19-20, CREW 1000 '20, 1000 '20

B OVERHEAD SPEAKERS



REAR OVERHEAD SPEAKERS

- Two 16.5 cm rear roof mounted speakers with Titanium Dome Tweeters and Polypropylene Cones
- Easy install
- Waterproof system for reliable power and sound quality

» 2882876 • **\$269** ⁹⁹
XP 1000 '18-20, CREW XP 1000 '19-20, CREW 1000 '20, 1000 '20

C DOOR SPEAKERS



16.5 cm WATERPROOF DOOR SPEAKERS

- Two 16.5 cm waterproof speakers with Titanium Dome Tweeters and Polypropylene Cones
- Easy install on manual or power window doors

» 2882889 • **\$269** ⁹⁹
XP 1000 '18-20, CREW XP 1000 '19-20, CREW 1000 '20, 1000 '20

D SUBWOOFER



MAX BOOST 25.4 CM 250 WATT SUBWOOFER **NEW** XP 1000 ONLY

- Built-in 250-watt amplifier powering 25.4 cm waterproof subwoofer
- Fits RANGER® XP 1000 with flip-up passenger seat

» 2882890 • **\$809** ⁹⁹
XP 1000 '18-20, CREW XP 1000 '19-20

3 MAKE IT WORK

VISOR STEREO HEAD UNIT

VISOR SPEAKERS

POLARIS PULSE® ROOF 6

- Required with Visor Stereo (2882888)
- Required to add Visor Speakers (2882891)

» 2882904 • **\$124** ⁹⁹

» XP 1000 '18-20, CREW XP 1000 '19-20,
CREW 1000 '20, 1000 '20

CREW MODELS

CREW EXTENSION

- Required for all Crew models where Polaris PULSE® Roof 6 Harness (2882904) is required.

» 2883231 • **\$30** ⁹⁹
CREW XP 1000 '19-20, CREW 1000 '20

WANT EPIC
SOUND
STRAIGHT
FROM THE
FACTORY?


CHECK OUT THE FACTORY
CHOICE MB QUART®
AUDIO PACKAGE
POLARIS.COM/RANGERPACKAGES

STORAGE


LOCK & RIDE

EXCLUSIVE TO POLARIS®, LOCK & RIDE® ACCESSORIES LET YOU QUICKLY CHANGE FROM ONE TASK TO ANOTHER WITH HUNDREDS OF OPTIONS.

WITH THE FLIP OF A LEVER, LOCK & RIDE® PLUNGERS USE OUTWARD PRESSURE TO EXPAND FOR A SECURE FIT.



PROTECT ITEMS FROM THE ELEMENTS



CARGO BED REAR WINCH **NEW**



- Assists lifting heavy objects like hay bales or big game up into rear cargo bed
- 136 kg winch mounts high on rear cab frame
- Equipped with 4.6 m of premium synthetic rope
- A Polaris PULSE® ready accessory

» 2884215 • **\$670** ⁹⁹
XP 1000 '18-20, CREW XP 1000 '19-20, CREW 1000 '20, 1000 '20



LOCK & RIDE FRONT BRUSHGUARD STORAGE RACK **NEW**

- Allows extra storage space in front of your vehicle
- Accommodates a Polaris Northstar® 28 L Cooler or similar sized items
- Attaches and removes easily
- Mounts to existing plow mounting points

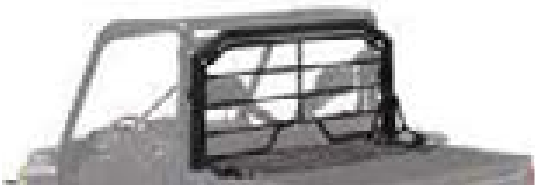
» 2883971 • **\$389** ⁹⁹
XP 1000 '18-20, CREW XP 1000 '19-20, CREW 1000 '20, 1000 '20



LOCK & RIDE TONNEAU COVER **NEW**

- Protects items stored in cargo bed from the elements
- HDPE construction on steel sub-frame can support up to 45.4 kg on top of cover
- Molded storage area for Polaris Northstar® 28 L Cooler
- Convenient hinged middle panel for easy access
- Easy installation with Lock & Ride®

» 2884218 • **\$709** ⁹⁹
XP 1000 '18-20, CREW XP 1000 '19-20, CREW 1000 '20, 1000 '20



LOCK & RIDE TIP-DOWN HEADACHE RACK

- Rack tips down for additional storage solutions with space below and multiple tie-down points
- Lightweight and heavy-duty rack protects the cab of your RANGER® and lets you haul even more

» 2881531 • **\$469** ⁹⁹
XP 1000 '17-20, CREW XP 1000 '17-20, CREW 1000 '20, 1000 '20 (DOES NOT FIT HIGH LIFTER MODELS)



LOCK & RIDE CARGOMAX SYSTEM

- Comes standard with a support bar that ties the two sides together for a sturdy cargo hold
- Designed to attach to the Lock & Ride® Tip-Down Headache Rack for additional support and three-sided containment
- Adjustable utility hooks provide more options for hanging tools, cords or gear

» 2882177 • **\$669** ⁹⁹
XP 1000 '17-20, CREW XP 1000 '17-20, CREW 1000 '20, 1000 '20



LOCK & RIDE BED EXTENDER/DIVIDER

- Extend or divide the cargo box
- Installs in any location in the box
- Multiple tie-down points available to secure cargo

» 2882752 • **\$269** ⁹⁹
XP 1000 '18-20, CREW XP 1000 '19-20, CREW 1000 '20, 1000 '20



FRONT HOOD STORAGE RACK

- Front curve helps keep cargo in place when traveling
- Provides additional protection
- Fully integrated pivots to gain under-hood access
- Requires Bumper Adapter 2207941 with Ride Command

» 2882690 • **\$469** ⁹⁹
XP 1000 '18-20, CREW XP 1000 '19-20, CREW 1000 '20, 1000 '20

75+ COMBINATIONS TO MAKE IT YOUR OWN

With a full line of Lock & Ride® accessories, you can haul more and do more. Use the chart below to see what combinations work together.

POLARIS RANGER STORAGE MATRIX XP 1000/ 1000 570 FULL-SIZE	LOCK & RIDE Tip-Down Headache Rack	LOCK & RIDE Cargomax System	LOCK & RIDE Bed Extender/Divider	LOCK & RIDE Storage Box	LOCK & RIDE Bed Rails	LOCK & RIDE Tool Rack	LOCK & RIDE Wire Spooler	LOCK & RIDE Chainsaw Mount	LOCK & RIDE 60 Gallon Boomless Utility Sprayer	Cargo Bed Rear Winch NEW	LOCK & RIDE Front Brushguard Storage Rack NEW	Tonneau Cover NEW	Cargo Bed Mat
	2881531	2882177	2882752	2883279	2881532	2881533	2882157	2879354	2879799	2884215	2883971	2884218	2882751
LOCK & RIDE Tip-Down Headache Rack 2881531		✓	✓	✓	✓		✓	✓	✓		✓		✓
LOCK & RIDE Cargomax System 2882177	✓			✓ ²							✓		✓
LOCK & RIDE Bed Extender/Divider 2882752	✓			✓		✓	✓	✓		✓	✓		✓
LOCK & RIDE Storage Box 2883279	✓	✓ ¹	✓		✓ ¹	✓	✓	✓		✓	✓		✓
LOCK & RIDE Bed Rails 2881532	✓			✓		✓				✓	✓		✓
LOCK & RIDE Tool Rack 2881533			✓	✓	✓ ³		✓	✓		✓	✓		✓
LOCK & RIDE Wire Spooler 2882157	✓		✓	✓		✓		✓	✓	✓	✓		✓
LOCK & RIDE Chainsaw Mount 2879354	✓		✓	✓		✓	✓		✓	✓	✓		✓
LOCK & RIDE 60 Gallon Boomless Utility Sprayer 2879799	✓						✓	✓		✓	✓		✓
Cargo Bed Rear Winch NEW 2884215			✓	✓	✓	✓	✓	✓	✓		✓		
LOCK & RIDE Front Brushguard Storage Rack NEW 2883971	✓	✓	✓	✓	✓	✓	✓	✓	✓	✓		✓	✓
Tonneau Cover NEW 2884218											✓		✓
Cargo Bed Mat 2882751	✓	✓	✓	✓	✓	✓	✓	✓	✓	✓	✓	✓	

¹ Storage box at front of cargo box if not used with Tip-down Headache Rack

² Storage box at front of cargo box

³ Tool Rack at front of cargo box

LOCK & RIDE QUICKSTRAP

- The quickest and most secure way to mount Polaris® accessories
- Sold as a pair

» 2882187 • **\$59** ⁹⁹
ALL COOLERS, RANGER® CARGO BOXES

LOCK & RIDE D-RINGS

- The most versatile Lock & Ride® accessory - add as many as you need to secure your cargo with bungee cords or straps

» 2881545 • **\$43** ⁹⁹
ALL RANGER CARGO BOXES

3.8 cm x 4.6 m 2495 kg RATCHET STRAP

- Heavy duty webbing
- 2,495 kg Maximum Load / 831.4 kg Working Load
- 2 Pack

» 2884031 • **\$59** ⁹⁹

5.1 cm x 6.1 m 4536 kg RATCHET STRAP

- Heavy duty webbing
- 4,536 kg Maximum Load / 1,497 kg Working Load
- Floating D-Rings & Double J-Hooks

» 2884032 • **\$43** ⁹⁹

STORAGE

LOOK & RIDE

CHAINSAW MOUNT

- Can be secured to the outside of the bed wall so your chainsaw is within reach at all times

» 2879354 • \$179 ⁹⁹

XP 1000 '17-20, CREW XP 1000 '17-20, CREW 1000 '20, 1000 '20



LOOK & RIDE

227 L BOOMLESS UTILITY SPRAYER ^{XP 1000 ONLY}

» 2879799 • \$1,209 ⁹⁹

XP 1000 '17-18, CREW XP 1000 '17-18



BED ESSENTIALS

FIRE EXTINGUISHER HOLDER

- Only holds a 8.3 cm diameter extinguisher
- Quick release strap allows for easy use

» 2882158 • \$114 ⁹⁹

XP 1000 '17-20, CREW XP 1000 '17-20, CREW 1000 '20, 1000 '20



RIDE & REPAIR ESSENTIALS KIT

» 2881207 • \$134 ⁹⁹

ALL RANGER® MODELS



ELECTRONIC CARGO BOX LIFT ^{XP 1000 ONLY}

» 2884141 • \$799 ⁹⁹

XP 1000 '18-20, CREW XP 1000 '19-20, CREW 1000 '20, 1000 '20




CARGO BED MAT

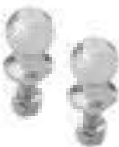
- Non-slip surface to better secure loads and keep cargo bed clean

» 2882751 • \$179 ⁹⁹

XP 1000 '18-20, CREW XP 1000 '19-20, CREW 1000 '20, 1000 '20



TOW & HAUL



TRAILER BALLS

» 5 cm WITH 1.9 cm SHANK 2877603 • \$18 ⁹⁹

» 4.8 cm WITH 1.9 cm SHANK 2877602 • \$18 ⁹⁹



5 cm BALL MOUNT

» 5 cm RECEIVER 2875320 • \$59 ⁹⁹




3:1 HITCHES

» 5 cm x 5 cm RECEIVER 2830522 • \$48 ⁷⁹

» 3 cm x 3 cm RECEIVER 2830523 • \$48 ⁷⁹

» 4.8 cm REPLACEMENT BALL 2830524 • \$12 ¹⁹

ALL RANGER® MODELS



FRONT MOUNT RECEIVER HITCH

- Standard 5 cm receiver mount bolts directly to the frame
- UTV attachment works with Polaris® bumpers
- Rated at 45.4 kg tongue weight and 453.6 kg towing

» 2882782 • \$169 ⁹⁹

XP 1000 '18-20, CREW XP 1000 '19-20, CREW 1000 '20, 1000 '20

TASK-SPECIFIC TOOLS



LOOK & RIDE

TOOL RACK

- Attach on the inside or outside of the cargo bed

» 2881533 • \$269 ⁹⁹

XP 1000 '17-20, CREW XP 1000 '17-20, CREW 1000 '20, 1000 '20



LOOK & RIDE

SPARE TIRE CARRIER ^{XP 1000 ONLY}

- Be ready for an unexpected flat with a spare that's conveniently along for the ride

» 2881529 • \$269 ⁹⁹

XP 1000 '17-20, CREW XP 1000 '17-20, CREW 1000 '20, 1000 '20

ORGANIZE & PROTECT



LOOK & RIDE

STORAGE BOX

- Enough room to store all the tools you need to get the job done
- Internal organizational dividers keep gear from rolling around
- Easily detaches from vehicle

» 2883279 • \$439 ⁹⁹

XP 1000 '17-20, CREW XP 1000 '17-20, CREW 1000 '20, 1000 '20

DO MORE

COOLERS

SEE P. 40



HUNT

SEE P. 42



COLD WEATHER

SEE P. 44



LIGHTING

SEE P. 50





KEEP IT
ICE COLD



GRIZZLY TESTED.
POLARIS® APPROVED.



This cooler is IGBC-approved, meaning it withstands the power expended by a typical grizzly bear if it was trying to get inside.

Seriously, there are experts who know what a grizzly is capable of doing, and they certify our coolers can take it.



28, 57 & 99
LITER FEATURES



ComfortCarry
Handles



TravelLock
System



EasyOut
Drain System



NoSlip
Rubber Feet



PolarWall
Insulation



IceLock
Seal

POLARIS NORTHSTAR® COOLERS CAN SURVIVE JUST ABOUT ANYTHING -
FROM EXTREME HEAT TO A NASTY TUMBLE OFF A VEHICLE.




99 LITER

» GRAPHITE • 2883426 • \$509⁹⁹
» DESERT • 2883392 • \$509⁹⁹



57 LITER

» GRAPHITE • 2883425 • \$409⁹⁹
» DESERT • 2881259 • \$409⁹⁹



28 LITER

» GRAPHITE • 2883424 • \$309⁹⁹
» DESERT • 2881315 • \$309⁹⁹



14 LITER

» GRAPHITE • 2883968 • \$249⁹⁹



19 LITER SOFTSIDE

» GRAPHITE • 2883390 • \$209⁹⁹

ESSENTIAL ACCESSORIES SO YOUR COOLER WORKS AS HARD AS YOU DO

COOLER ACCESSORIES		99 LITER	57 LITER	28 LITER	DON'T FORGET THESE ACCESSORIES		
	WIRE BASKET	2883648 • \$59 ⁹⁹	2882185 • \$43 ⁹⁹	2882438 • \$36 ⁹⁹			
	DIVIDERS Doubles as cutting board	2883468 • \$43 ⁹⁹ COMES WITH ONE DIVIDER 1 way to partition	2882184 • \$59 ⁹⁹ COMES WITH TWO DIVIDERS 2 ways to partition	2882186 • \$30 ⁹⁹ COMES WITH ONE DIVIDER 1 way to partition			
	SEAT CUSHION	NOT AVAILABLE	2882179 • \$114 ⁹⁹	2882507 • \$89 ⁹⁹			
	WHEELS	2883967 • \$119 ⁹⁹	2882180 • \$124 ⁹⁹	NOT AVAILABLE			

HOLDS ICE
30+
HOURS
LONGER
THAN YETI®*

*YETI® is a registered trademark of YETI COOLERS, LLC

PROTECT THE GEAR YOU NEED. LIVE THE LIFE YOU LOVE.

KOLPIN STRONGHOLD[®] SYSTEM

Polaris[®] is proud to partner with Kolpin[®] Outdoors, an industry leader in off-road accessories and the premier name in gun boots and mounts. If you need to secure a firearm or a pop-up blind while riding, simply attach the auto-latch mount and choose your case.

IDEAL FOR SECURE TRANSPORT OF SCOPED RIFLES AND SHOTGUNS

STEP 1 CHOOSE YOUR MOUNT



LOOK & RIDE KOLPIN STRONGHOLD[®] AUTO-LATCH DOUBLE BOOT MOUNT

- Precision angle adjustable for a custom fit
 - Provides a quick and secure attachment point
- » DOUBLE BOOT MOUNT • 2883970 • **\$259⁹⁹**
» SINGLE BOOT MOUNT • 2884106 • **\$83⁹⁹**

STEP 2 CHOOSE YOUR BOOTS



KOLPIN STRONGHOLD[®] GUN BOOT[®] XL – TRANSPORT

- 132 L x 9.5 W x 26.7 cm H
- » 2882430 • **\$129⁹⁹**
Requires Auto-Latch Mount
(2883970 or 2884106)

KOLPIN STRONGHOLD[®] GUN BOOT[®] L

- 132 x 12 x 23.5 cm H
- » 2882426 • **\$83⁹⁹**
Requires Auto-Latch Mount
(2883970 or 2884106)

KOLPIN STRONGHOLD[®] ICE AUGER / POP-UP BLIND BOOT

- 116.8 L x 31.8 cm W
- » 2882427 • **\$109⁹⁹**
Requires Auto-Latch Mount
(2883970 or 2884106)

KOLPIN STRONGHOLD[®] ICE ROD BOOT

- 99 x 47 x 15.2 cm H
- » 2882428 • **\$129⁹⁹**
Requires Auto-Latch Mount
(2883970 or 2884106)

SECURELY PROTECT THE ESSENTIALS WHEN ON THE TRAIL.



CARGO BED REAR WINCH **NEW**



- Assists lifting heavy objects like hay bales or big game up into rear cargo bed
- 136 kg winch mounts high on rear cab frame
- Equipped with 4.6 m of premium synthetic rope
- A Polaris PULSE[™] ready accessory

» 2884215 • **\$670⁹⁹**
XP 1000 '18-20, CREW XP 1000 '19-20, CREW 1000 '20, 1000 '20

IN-CAB GUN MOUNT

- Gives you instant gun access in the field
- Mounts securely to the floor and adjusts up to 45° forward
- Robust, molded gun butt holder at base
- Quick-release barrel straps
- Easily removable
- Accommodates scope-equipped rifles

» 2883263 • **\$209⁹⁹**
XP 1000 '18-20, CREW XP 1000 '19-20, CREW 1000 '20, 1000 '20
NORTHSTAR CREW '19-20 REQUIRES 2208023 HARDWARE KIT

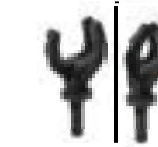
» 2881537 • **\$209⁹⁹**
XP 900 '13-19, XP 1000 '17-18, EV LI ION '16-18, EV '15-20, CREW
XP 900 '14-19, CREW XP 1000 '17-18, CREW 570-4 '15-20, 570
'15-20, 500 '17-20

KOLPIN RHINO GRIPS[®] IDEAL FOR BOWS, CROSSBOWS AND UNCASSED LONG GUNS



LOOK & RIDE KOLPIN RHINO GRIP[®] PRO

» 2884107 • **\$109⁹⁹**
ALL RANGER[®] MODELS (EXCEPT 150)



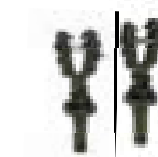
LOOK & RIDE KOLPIN RATCHETING RHINO GRIP[®]

» 2881575 • **\$90⁹⁹**
ALL RANGER[®] MODELS (EXCEPT 150)



LOOK & RIDE KOLPIN RHINO GRIP[®] XL DOUBLE

» 2884108 • **\$94⁹⁹**
ALL RANGER[®] MODELS (EXCEPT 150)



LOOK & RIDE KOLPIN RHINO GRIP[®] XL

» 2881574 • **\$62⁹⁹**
ALL RANGER[®] MODELS (EXCEPT 150)



LOOK & RIDE KOLPIN RHINO GRIP[®] PRO REPLACEMENT RUBBER STRAPS

» 2884109 • **\$11⁹⁹**
RHINO GRIP[®] PRO



KOLPIN RHINO GRIP[®] XL REPLACEMENT RUBBER STRAPS

» 2881621 • **\$7⁹⁹**
RHINO GRIP[®] XL



THANKS TO OUR PARTNERS. We would like to thank our partners Browning[®] and Mathews[®] for helping to deliver a successful and safe off-road experience when out in the field.

Browning[®] is a registered trademark of Browning. Mathews[®] is a registered trademark of Mathews Archery Inc.

LOOK & RIDE GUN RACK 6

- Adjustable to store guns at an angle or vertical (shown at angle)
- Holds 6 rifles or shotguns securely with soft rubber v-grips
- Stock is secured in place with a soft molded rubber inlay along the bottom of the rack
- Rack can be adjusted into 3 positions based on firearm height

» 2882159 • **\$509⁹⁹**
XP 900 '13-19, XP 1000 '17-20, CREW XP 900 '14-19,
CREW XP 1000 '17-20, CREW 570 FULL-SIZE '18-20,
CREW 1000 '20, 570 FULL-SIZE '17-20, 1000 '20



POLARIS[®] PURSUIT[®] CAMO SxS FIELD COVER

- Full-coverage camo print cover hides your side-by-side while in the field
- Lightweight material protects your RANGER[®] from inclement weather

» 2882160 • **\$169⁹⁹**
ALL 3-SEAT & 2-SEAT RANGER[®] MODELS

COLD WEATHER

GET READY FOR WINTER
with plows and tracks.
See P. 46 for plow details.

INTRODUCING POLARIS® PLOW MODE

**EXCLUSIVE TO RANGER® XP 1000
RIDE COMMAND FOR 2020**

**RIDE COMMAND 17.8 CM
DISPLAY**

» 2884072 • \$1,999⁹⁹

XP 1000 '18-20, CREW XP 1000 '19-20,
CREW 1000 '20, 1000 '20

**SEE
P. 32**

PLOW MODE FUNCTIONALITY DOES NOT
CONTROL HYDRAULIC LIFT AND ANGLE



NEW



PLOW IS AUTOMATICALLY LOWERED
WHEN SHIFTING INTO LOW



PLOW IS AUTOMATICALLY RAISED WHEN
SHIFTING INTO REVERSE



BACK DRAG MODE ALLOWS
FOR PULLING SNOW AWAY
FROM BUILDINGS



PROSPECTOR PRO® TRACK MOUNTS

• Install this track system mounting hardware in place of tires and wheels. Tracks sold separately

» 2882783 • \$649⁹⁹

XP 1000 '18-20, CREW XP 1000 '19-20, CREW 1000 '20,
1000 '20 DOES NOT FIT HIGH LIFTER MODELS

» 2880071 • \$649⁹⁹

CREW 570-4 '15-20, 570 '14-20, 500 '17-20

» 2879621 • \$649⁹⁹

XP 900 '13-19, XP 1000 '17, CREW XP 900 '14-19,
CREW XP 1000 '17-18

PROSPECTOR PRO® TRACK

» 2883313 • \$6,449⁹⁹

XP 900 '18-19, XP 1000 '18-20, CREW XP 900 '18-19,
CREW XP 1000 '18-20, CREW 1000 '20, 1000 '20
DOES NOT FIT HIGH LIFTER MODELS

» 2880757 • \$6,449⁹⁹

XP 900 '13-18, XP 1000 '17, EV '14, CREW XP 900 '14,
CREW 570-4 '14-20, 570 '14-20, 500 '17-2

If using Glacier® Pro Plow System with tracks, Track Plow Extension is required (2889267)


POLARIS®-SPECIFIC GEARING PROVIDES 1:1 RATIO TO:

- Minimize track slip, providing better climbing ability and improved traction in deep snow
- Improve top speed over prior models by approximately 5%
- Reduce operating RPM for a quieter ride
- Improve driveline durability, which allows vehicle to run at a lower RPM, decreasing engine wear

Polaris® Exclusive optimized hub geometry that minimizes feedback and eases steering effort

Lightweight design provides for better flotation, eases steering effort, and provides better vehicle control

New front dual stabilizer for improved stability



For year-round use, Polaris® recommends the use of Intake Update Kit (2880673) on any Ranger XP® 900 '13-19, RANGER XP® 1000 '17, RANGER XP® 900/1000 CREW '14-18 with tracks installed. To keep intake system working optimally, this kit pre-filters out fine snow and dust.

Otter®



FEATURES

- Fits 1-2 people
- 2.46 square meter
- Set up dimensions: 170.2 L x 151.1 W x 199.4 H cm
- Cover included
- 2 top sealable vents
- Front entry door with dual coil zippers
- 2 sewn-in TPU crack resistant windows
- Insulated corners for complete coverage
- Interior draft skirt with extra-long perimeter



POLARIS RANGER COMPATIBLE MODELS



XP 1000 '17-20,
CREW XP 1000 '17-20,
CREW 1000 '20,
1000 '20



XP 900 '13-19,
CREW XP 900 '15-19




CREW 570 FULL-SIZE '18-20,
570 FULL-SIZE '17-20

LOOK & RIDE


**Polaris® XT
Pro Lodge
by Otter®**

» 2882199 • \$1,289⁹⁹


VEHICLE WITH TRACKS WILL REDUCE SITTING SPACE IN HOUSE SLIGHTLY



LOOK & RIDE Easy On & Off








Room for Ice Fishing Gear




seating not included

Comfortable Fishing for 2

EASY SET UP



OtterTM TECTM



OUTER SHELL

Provides outstanding wind and light blocking capabilities


INNER LINING

The full thermal quilted inner shell provides higher lofting while locking in heat and virtually eliminating condensation



LIGHTWEIGHT

Oversized square tube aluminum frame with anodized receiver tubes and ultra-glide operation



"The full-thermal Otter® Ice House from Polaris® sets up in minutes, is spacious enough for two anglers to fish in comfort and stows quickly on the back of your RANGER®. It is the premium shelter solution for ice anglers that rely on their Polaris RANGER® for mobility out on the ice."

- James Holst, InDepth Outdoors

Otter® is a registered trademark of Otter Outdoors, LLC

GLACIER[®] PRO HD

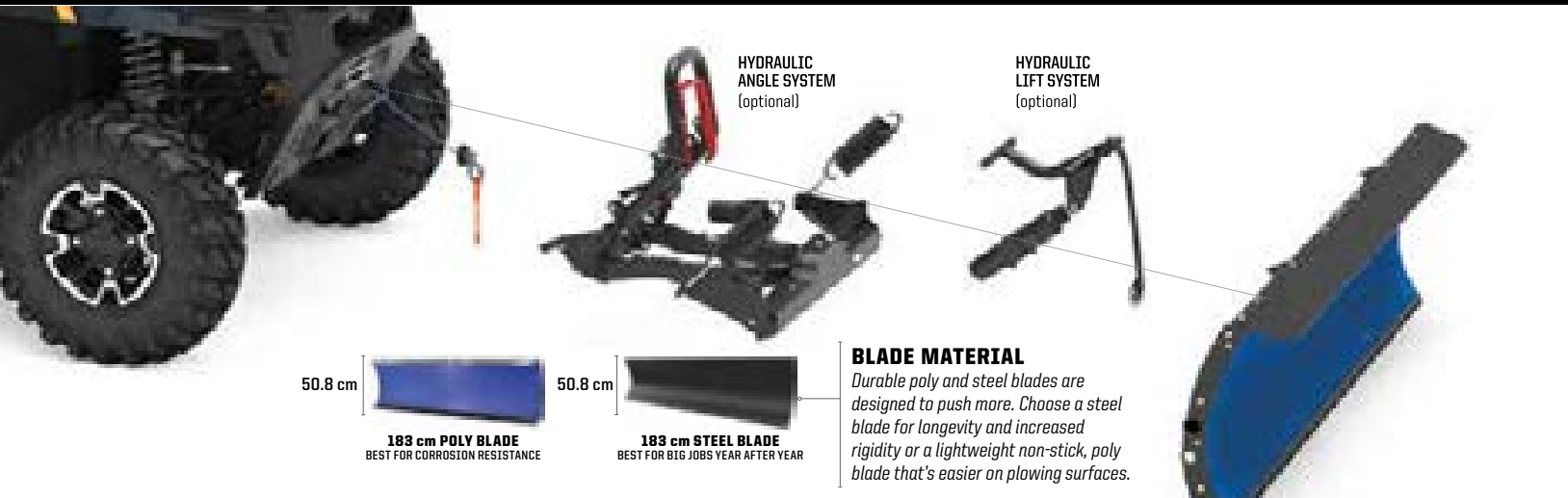
PLOW SYSTEM

HYDRAULIC CONTROL FOR EXTREME

SNOW REMOVAL

A robust frame and tough blades, combined with a convenient hydraulic angle system, allow your Glacier[®] Pro HD to move serious snow while you remain comfortable. Thanks to Lock & Ride[®] technology, the Pro HD comes standard with a convenient kickstand attachment to the plow frame, giving you the easiest attachment.

3-SEAT & CREW GLACIER[®] PRO HD » 183 cm Blades » Choice of poly or steel » Hydraulic lift & angle system option



	STEP 1 SELECT A MOUNT	STEP 2 SELECT A FRAME	STEP 3 SELECT PLOW CONFIGURATION		STEP 4 SELECT A BLADE
MODELS	MOUNT	FRAME	HYDRAULICS	WINCHES	BLADES
XP 1000 '18-20 CREW XP 1000 '19-20 1000 '20 CREW 1000 '20	Not Required Integrated into Factory Bumper	2883255 \$1,409 ⁹⁹	Hydraulic Lift System 2883410 \$609 ⁹⁹	Polaris[®] PRO HD 2,722 kg Winch 2882710 \$1,229 ⁹⁹	183 cm Poly 2879317 \$809 ⁹⁹
		Track Extension 2879871 \$609 ⁹⁹	Hydraulic Angle System 2883409 \$669 ⁹⁹	Polaris[®] PRO HD 2,041 kg Winch 2882711 \$1,099 ⁹⁹	183 cm Steel 2879874 \$609 ⁹⁹
XP 900 '13-19 CREW XP 900 '13-19	2879106 \$209 ⁹⁹	Replacement T Shear Pin 2204829 \$7 ⁹⁹	Power Controller Required for hydraulic components 2883247 \$269 ⁹⁹	Power Controller Winch Adapter 2884159 \$69 ⁹⁹ NEW	
		Glacier[®] PRO HD Kickstand System 2207382 \$30 ⁹⁹	Hydraulic Lift System 2879220 \$669 ⁹⁹	Polaris[®] PRO HD 2,722 kg Winch 2882237 \$1,229 ⁹⁹	183 cm Poly 2879317 \$809 ⁹⁹
			Hydraulic Angle System 2879224 \$739 ⁹⁹	Polaris[®] PRO HD 2,041 kg Winch 2882236 \$1,099 ⁹⁹	183 cm Steel 2879874 \$609 ⁹⁹
			Power Controller Required for hydraulic components 2879227 \$59 ⁹⁹		

SELECT ACCESSORIES

PLOW BLADE SNOW DEFLECTOR

» 183 cm • 2858541 • **\$89⁹⁹**
» 168 cm • 2879866 • **\$114⁹⁹**
» 152 cm • 2871808 • **\$89⁹⁹**

HEAVY DUTY SNOW PLOW DEFLECTOR

» 183 cm • 2884160 • **\$194⁹⁹**

QUICK RELEASE SKID SHOES

• Helps prevent blade wear
• Hardened steel for industrial strength
» PRO HD • 2205071 • **\$36⁹⁹**

COIL SPRING SPACER

• Keep the front end of the vehicle up and improve ride quality when using a plow on strut or A-arm vehicles
» 2872655 • **\$24⁹⁹**

WEAR BARS

• Protect your plow blade and minimize wear on the actual blade by installing Wear Bars

» 183 cm • 2204976 • **\$74⁹⁹**
» HD 183 cm • 2879875 • **\$139⁹⁹**

» 168 cm • 2879867 • **\$74⁹⁹**
» HD 168 cm • 2879868 • **\$134⁹⁹**

» 152 cm • 2871806 • **\$59⁹⁹**

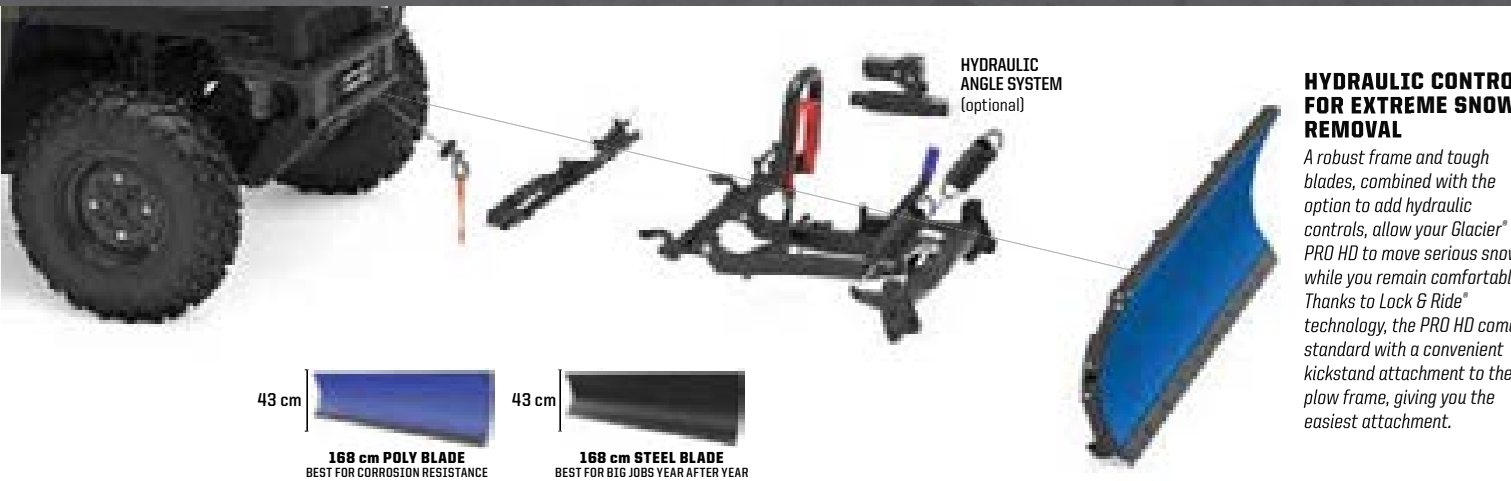
PLOW MARKER

• Helps driver monitor plow blade position
• Sold in pairs
» 2872726 • **\$43⁹⁹**

PLOW LINK

» 2204974 • **\$23⁹⁹**

2-SEAT & CREW 570 FULL-SIZE & CREW GLACIER[®] PRO HD » 183 cm OR 168 cm Blades » Choice of poly or steel » Hydraulic angle system option



	STEP 1 SELECT A MOUNT	STEP 2 SELECT A FRAME	STEP 3 SELECT PLOW CONFIGURATION		STEP 4 SELECT A BLADE
MODELS	MOUNT	FRAME	HYDRAULICS	WINCH	BLADES
570 FULL-SIZE '16-20 CREW 570 FULL-SIZE '16-20	2880261 \$339 ⁹⁹	2880260 \$609 ⁹⁹	Hydraulic Angle System 2880266 \$809 ⁹⁹	Polaris[®] PRO HD 2,041 kg Winch 2882238 \$1,099 ⁹⁹	183 cm Steel 2880270 \$609 ⁹⁹
		Track Extension 2880267 \$339 ⁹⁹	Power Controller Required for hydraulic components 2879227 \$59 ⁹⁹		168 cm Poly 2880269 \$539 ⁹⁹
570/500/ETX '10-20 CREW 570 '10-20 LI-ION EV & EV '15-20	2880261 \$339 ⁹⁹		Replacement Shear Pin 2205527 \$10 ⁹⁹		168 cm Steel 2880268 \$469 ⁹⁹
			Hydraulic Angle System 2880266 \$809 ⁹⁹	Polaris[®] PRO HD 2,041 kg Winch 2882238 \$1,099 ⁹⁹	183 cm Steel 2880270 \$609 ⁹⁹
			Power Controller Required for hydraulic components 2879227 \$59 ⁹⁹		168 cm Poly 2880269 \$539 ⁹⁹
					168 cm Steel 2880268 \$469 ⁹⁹

GLACIER[®] HD


PLOW SYSTEM

MAKE QUICK WORK OF THE SMALLER JOBS

Move some snow with the robust and capable Glacier[®] HD plow system, and discover why a major snowfall can be the highlight of your week. With a robust frame, beefy poly and steel blade options, convenient Lock & Ride[®] mounting and dismounting and amazing value, Glacier[®] HD is a great choice in the dead of winter.



3-SEAT & CREW GLACIER[®] HD » 183 cm OR 168 cm Blades » Choice of poly or steel » Manual angle system standard



BLADE MATERIAL
Durable poly and steel blades are designed to push more. Choose a steel blade for longevity and increased rigidity or a lightweight non-stick, poly blade that's easier on plowing surfaces.

	STEP 1 SELECT A MOUNT	STEP 2 SELECT A FRAME	STEP 3 SELECT A LIFT METHOD	STEP 4 SELECT A BLADE
MODELS	MOUNT	FRAME	WINCHES	BLADES
XP 1000 '18-20 CREW XP 1000 '19-20 1000 '20 CREW 1000 '20	Not Required Integrated into Factory Brushguard	2882927 \$609 ⁹⁹ Replacement Shear Pin 2205527 \$10 ⁹⁹	Polaris [®] HD 2,041 kg Winch 2882714 \$809 ⁹⁹	183 cm Steel 2880270 \$609 ⁹⁹ 168 cm Poly 2880269 \$539 ⁹⁹ 168 cm Steel 2880268 \$469 ⁹⁹
XP 900 '13-19 CREW XP 900 '13-19	2879106 \$209 ⁹⁹		Polaris [®] HD 2,041 kg Winch 2881667 \$809 ⁹⁹	183 cm Steel 2880270 \$609 ⁹⁹ 168 cm Poly 2880269 \$539 ⁹⁹ 168 cm Steel 2880268 \$469 ⁹⁹

2-SEAT & CREW 570 FULL-SIZE & CREW GLACIER[®] HD » 168 cm Blades » Choice of poly or steel



	STEP 1 SELECT A MOUNT	STEP 2 SELECT A FRAME	STEP 3 SELECT A LIFT METHOD	STEP 4 SELECT A BLADE
MODELS	MOUNT	FRAME	WINCHES	BLADES
570 FULL-SIZE '16-20 CREW 570 FULL-SIZE '16-20	2879105 \$209 ⁹⁹	2882927 \$609 ⁹⁹ Replacement Shear Pin 2205527 \$10 ⁹⁹	Polaris [®] HD 1,588 kg Winch 2881669 \$609 ⁹⁹	168 cm Poly 2880269 \$539 ⁹⁹ 168 cm Steel 2880268 \$469 ⁹⁹
570/500/ETX '10-20 CREW 570 '10-20 LI-ION EV & EV '15-20	2879105 \$209 ⁹⁹		Polaris [®] HD 1,588 kg Winch 2881669 \$609 ⁹⁹	168 cm Poly 2880269 \$539 ⁹⁹ 168 cm Steel 2880268 \$469 ⁹⁹

SELECT ACCESSORIES

WEAR BARS

- Protect your plow blade and minimize wear on the actual blade by installing Wear Bars
- » 183 cm • 2204976 • \$74⁹⁹
- » 168 cm • 2879867 • \$74⁹⁹
- » 152 cm • 2871806 • \$59⁹⁹
- » HD 183 cm • 2879875 • \$139⁹⁹
- » HD 168 cm • 2879868 • \$134⁹⁹

PLOW BLADE SNOW DEFLECTOR

- » 183 cm • 2858541 • \$89⁹⁹
- » 168 cm • 2879866 • \$114⁹⁹
- » 152 cm • 2871808 • \$89⁹⁹

HEAVY DUTY SNOW PLOW DEFLECTOR **NEW**

- » 183 cm • 2884160 • \$194⁹⁹

COIL SPRING SPACER

- Keep the front end of the vehicle up and improve ride quality when using a plow on strut or A-arm vehicles
- » 2872655 • \$24⁹⁹

QUICK RELEASE SKID SHOES

- Helps prevent blade wear
- Hardened steel for industrial strength
- » PRO HD • 2205071 • \$36⁹⁹

PLOW MARKER

- Helps driver monitor plow blade position
- Sold in pairs
- » 2872726 • \$43⁹⁹

GLACIER[®] PLOW LINK

- » 2204974 • \$23⁹⁹



POLARIS ENGINEERED™
ADVANTAGES

MOUNTS PERFECTLY
Designed for your Polaris Engineered™
bumper, roof or other mounting point.

MAX PERFORMANCE
Validated to work as hard as
your machine does.

DOESN'T OVERTAX
Trust it to work when you
need it to.

PRO ARMOR®



ADVANCED TECH

RIGID® lights are driven by Aluminum PCB Smart Boards™, 6063-T5 aircraft aluminum extruded housings and Tiger Drylac® UV protection polyester powdercoating.

EXCLUSIVE OPTICS

RIGID® lights feature impact-resistant polycarbonate lenses for a 100% water/dustproof seal.

RIGID® LIMITED LIFETIME WARRANTY®

If you own a RIGID® light and it breaks, we will replace or repair it for life.*

RUGGED CONSTRUCTION

Pro Armor® lights are designed to be big and beefy with an aggressive style all their own, and housed in IP67 marine-grade rated UV polyester powder coating.

MASSIVELY BRIGHT

Pro Armor® builds bright lights designed for any riding experience. All that power is directed through heat dissipating aluminum for streamlined heat management.

LIGHT BAR TYPES



SR-SERIES PRO

Sleek, powerful, low-profile (under 5 cm tall).
Lights extreme distances with low energy usage.
Available in 25 cm & 81 cm



D-SERIES PRO

Compact to fit almost anywhere with
high output and low energy usage.
Available in Driving, Flood & Spot

SEE THE RIGID®
LIGHTING BUYERS GUIDE
AT [YOUTUBE.COM/POLARISORV](https://www.youtube.com/polarisorv)
SEARCH "RIGID"



DUAL-ROW LED LIGHT BARS

The most spread and farthest illumination
downrange. Easy to mount.
Available in Cube, 25 cm, 50 cm & 76 cm



SINGLE-ROW LED LIGHT BARS

Powerful, compact, low-profile light bars with
sleek look.
Available in 28 cm, 84 cm & 102 cm

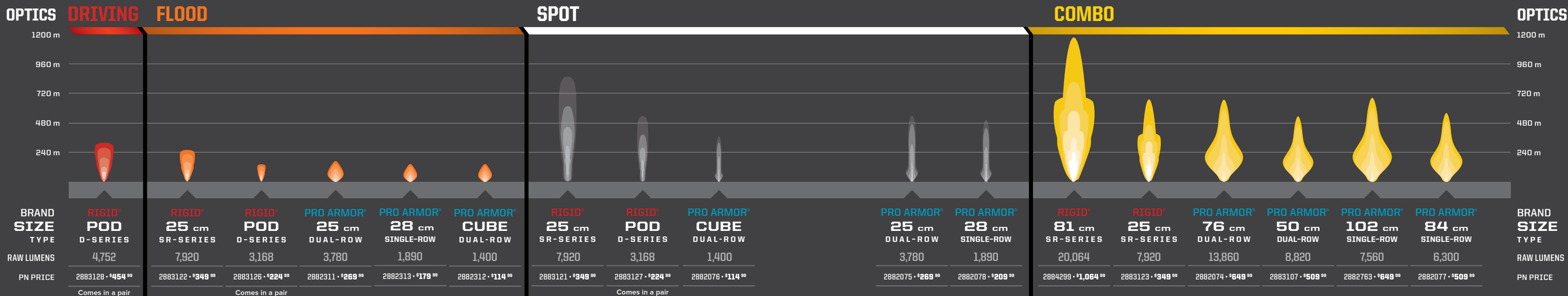


CUBE LED LIGHTS

Small size allows mounting in
strategic locations for added lighting.
Available in Flood & Spot

LIGHT BAR OPTIONS

FOR COMPATIBILITY VISIT [POLARIS.COM/ShopRANGER](https://www.polaris.com/ShopRANGER)



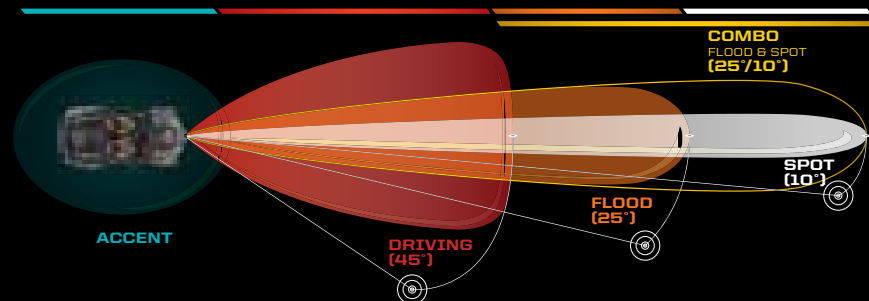
BUILD YOUR VISION

Consider the Optics,
Angle & how you will
use your vehicle to
choose the right light
or set of lights.

COMPARE LIGHTS IN
A REAL WORLD SETTING
AT [POLARIS.COM/LIGHTING](https://www.polaris.com/lighting)

* If RIGID® determines, in its sole discretion, that your product is defective
in material or workmanship, RIGID® will honor your warranty claim. In
some cases the product will be replaced, depending on the specific time
frame of the purchase. If the product is repaired, all parts, labor, and
return shipping may be covered by RIGID®.

OPTICS LIGHT ANGLE	ACCENT	DRIVING (45°)	FLOOD (25°)	SPOT (10°)	COMBO (25°/10°)
DRIVING SPEED	All	Slow	Medium	Fast	Medium to fast
BEAM	Diffused glow	Extra-wide	Wide/Shorter	Concentrated/Long	Inner spot & outer flood
RECOMMENDED MOUNTING	Low/Wheel well	All points	Low &/or rear	High points	All points
TERRAIN & RIDING STYLE	Added style & personalization in any terrain	All riding & utility	Wide-open terrain or trails & utility	Trail & tight conditions	All riding & utility



ADD A HARNESS TO MOUNT YOUR LIGHTS

MODEL	LIGHT BAR SET-UPS		
	1 LIGHT IN 1 LOCATION ON 1 SWITCH	2 LIGHTS IN 2 LOCATIONS ON 1 SWITCH	2 LIGHTS IN 2 LOCATIONS ON 2 SWITCHES
2014-2020 ALL MODELS EXCEPT XP 1000 '18-20, CREW XP 1000 '19-20, 1000 '20 & CREW 1000 '20	⚠ Requires Battery Connection Cable LIGHT BAR HARNESS 2882209 \$114 ⁹⁹	⚠ Requires Battery Connection Cable LIGHT BAR HARNESS 2882209 \$114 ⁹⁹ Y-HARNESS 2879860 \$23 ⁹⁹	⚠ Requires Battery Connection Cable LIGHT BAR HARNESS (x2) 2882209 \$114 ⁹⁹
XP 1000 '18-20, CREW XP 1000 '19-20, 1000 '20 & CREW 1000 '20	SEE PAGE 27 FOR WIRING CONNECTIONS		

IF INSTALLING REAR FACING LIGHT ON CREW MODELS, USE 2883854

1 LED LIGHT BAR WIRING HARNESS - REAR FACING CREW EXTENSION

» 2883854 • \$74⁹⁹
CREW XP 1000 '19-20, CREW 1000 '20

⚠ BATTERY CONNECTION CABLES

3-SEAT & CREW 2-SEAT & CREW

» 3-SEAT • 2879388 • \$44⁹⁹
XP 900 '13-19, XP 1000 '17-18
» CREW • 2879685 • \$74⁹⁹
CREW XP 900 '14-19,
CREW XP 1000 '17-18
» 2-SEAT • 2879990 • \$44⁹⁹
570 '15-20, 500 '17-20
» CREW • 2880929 • \$74⁹⁹
CREW 570-4 '15-20, 570 '15-20,
500 '17-20



ADD A BEACON
LIGHT FOR 360°
ILLUMINATION
P. 25

COMMON

3-SEAT & CREW /
2-SEAT & CREW

COOLERS

HUNT

COLD WEATHER

PLOW

LIGHTING

WHEELS & TIRES

PRO ARMOR



Each wheel and tire Pro Armor® designs for off-road vehicles performs perfectly in the intended environment for its intended use. Developed, tested, and produced in partnership so you can tackle the terrain ahead with Polaris®.

TRIPLE-BELTED SIDEWALLS

- Sidewalls are the most vulnerable puncture area of any off-road tire
- Pro Armor® makes tires with extra protection exactly where it's needed most - the sidewall

8 OR 10-PLY RATED

- Pro Armor® builds the toughest tires
- Higher ply ratings mean added protection

INNOVATION

DUAL DUROMETER LUGS (Crawler XG & Attack 2.0)

- Firm durometer rubber on base of lug for stability
- Soft durometer rubber on top of lug for sticky grip

DUAL COMPOUND TREAD (Dual-Threat)

- Firm durometer rubber on center of tread for long wear life
- Soft durometer rubber on shoulders of tread for superior grip

4,828+ km RATED

Pile on the kilometers with Pro Armor® tires. Every tire is designed and constructed with longevity in mind. With ratings of 4,828 kilometers and beyond, you are assured long life and performance.

KNOW YOUR TIRES

DIMENSIONS	TREAD DEPTH	WEIGHT	PLY RATING	SIDEWALL BELTS	LOAD RATING
28" x 9" R14	A deeper tread means more grip in all conditions	A lighter tire makes for improved vehicle performance	Indicates tire puncture-resistance	Increase your resistance to sidewall punctures	Tires with higher load ratings can handle more weight
TIRE HEIGHT TIRE WIDTH WHEEL DIAMETER					

KNOW YOUR TERRAIN



- Extra deep treads
- Self-cleaning lugs



- Tread patterns optimized for extreme traction
- Ideal for both hard pack and loose trail



- Industry leading anti-puncture side walls
- Purpose-built, long lasting tread patterns



- Flexible "grippy" tread
- Aggressive side bite

THE RIGHT TIRES

FOR WORK. Pro Armor® Utility Tires are built to provide exactly what you need for your application. Need a high-kilometer work horse? We've got it. Need a turf-friendly tire with low-impact? We've got those too. Looking for the most extreme puncture resistance? Check.

"We use our RANGER® every day around the farm. We put the Pro Armor HARVESTER® Tires on last fall, We love them! We have received better traction as well as a gentler and quieter ride compared to the stock tires whether around the yard or out to the fields. They are so gentle on the lawn; we don't worry about driving the kids anywhere around the farm. We've had them on for a year and can't even see wear and tear, these are the best tires for my RANGER®."

- BOB S., BARRON, WISCONSIN



PICKING THE RIGHT UTILITY TIRE			
UTILITY FEATURE	HARVESTER	PRESERVE™	XD-K
8,047 Kilometer Rated Long life and performance	X	X	
10-Ply Rated Higher ply ratings means added protection	X	X	X
Low Impact Tread Easy on soil		X	
Heavy Duty Tread Aggressive tread pattern for all day work on farms or ranches	X		X
Turf-Friendly Easy on grass and farm yard	X	X	
Aramid Fiber Belt 5x times stronger than steel and lighter			X
Wide Range of Sizes For exactly how you want to use your machine	28", 27", 26"	27", 26"	26"

UTILITY



- Industry leading anti-puncture side walls
- Purpose-built, long lasting tread patterns



PRO ARMOR HARVESTER®

- All-around work horse with tread life of 8047 km
- Tread pattern designed to withstand anything from the farmyard to the pastures and the trail
- With 10-ply, it can carry the load day in and day out

		TREAD DEPTH	TIRE WEIGHT	PLY RATING	SIDEWALL BELTS	LOAD RATING
28" x 10" R14 5416347 • \$269 ⁹⁹	FRONT/ REAR	16mm	15 kg	10	3	630 kg
27" x 10" R14 5415965 • \$249 ⁹⁹	FRONT/ REAR		15 kg			599 kg
26" x 8" R12 5416396 • \$229 ⁹⁹	FRONT		11 kg			388 kg
26" x 10" R12 5415966 • \$249 ⁹⁹	REAR		15 kg			615 kg

FRONT / REAR

WHEEL SIZE



BACKCOUNTRY/TRAIL



PRO ARMOR® DUAL-THREAT

- Dual-compound technology and radial construction offer performance in all terrains
- Softer durometer rubber on outer edge for overall superior grip and feel
- Harder durometer rubber in the middle for increased traction during acceleration and longer tread life

		TREAD DEPTH	TIRE WEIGHT	PLY RATING	SIDEWALL BELTS	LOAD RATING
26" x 9" R14 5416340 • \$219 ⁹⁹	FRONT	16mm	12 kg	10	3	413 kg
26" x 11" R14 5416341 • \$229 ⁹⁹	REAR		14 kg			503 kg
29" x 9" R14 5416342 • \$269 ⁹⁹	FRONT		14 kg			503 kg
29" x 11" R14 5416343 • \$279 ⁹⁹	REAR		16 kg			599 kg

FRONT / REAR

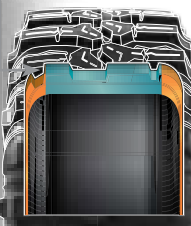
WHEEL SIZE



DUAL-COMPOUND = MORE GRIP + LONGER LIFE

Firmer Durometer Rubber = Longer Life.

Softer Durometer Rubber = More Grip.



PRO ARMOR® PRESERVE™

- Turf-friendly for areas where low-impact from tire tread is needed
- Rounded profile and special tread pattern to limit footprint

		TREAD DEPTH	TIRE WEIGHT	PLY RATING	SIDEWALL BELTS	LOAD RATING
27" x 10" R14 5416348 • \$249 ⁹⁹	FRONT/ REAR	16mm	13 kg	10	3	630 kg
26" x 8" R12 5416403 • \$229 ⁹⁹	FRONT		11 kg			388 kg
26" x 10" R12 5416402 • \$249 ⁹⁹	REAR		13 kg			630 kg

FRONT / REAR

WHEEL SIZE



PRO ARMOR® ATTACK 2.0

- Engineered for excellent hard-pack performance
- Dual-compound technology and radial construction offer performance in all terrains.
- Tight tread pattern for quieter ride

		TREAD DEPTH	TIRE WEIGHT	PLY RATING	SIDEWALL BELTS	LOAD RATING
28" x 10" R15 5416344 • \$269 ⁹⁹	FRONT/ REAR	25mm	15 kg	10	3	503 kg

FRONT / REAR

WHEEL SIZE



ATTACK 2.0 VS. ATTACK

- **Tighter Tread Pattern** = Better traction in hard pack
- **Dual-Durometer Lug** = Increased grip and traction in rough terrain, smoother ride in all terrain
- **10-Ply Rated** = Increased durability
- **Larger size offering in 28"** = More ground clearance and trail traction



PRO ARMOR® XD-K

- 26" Aramid fiber-belted tire to tackle any terrain
- Unique full-face tread design
- Harder durometer lugs promotes extended wear, increasing tire life

		TREAD DEPTH	TIRE WEIGHT	PLY RATING	SIDEWALL BELTS	LOAD RATING
26" x 9" R12 5415756 • \$264 ⁹⁹	FRONT	31.7mm	13 kg	10	3/1 Aramid Fiber Belt	388 kg
26" x 11" R12 5415757 • \$276 ⁹⁹	REAR		15 kg			499 kg

FRONT / REAR

WHEEL SIZE



PRO ARMOR® ATTACK

- The best all-purpose tire for all-season traction in any terrain
- Unique, full-face tread design
- Harder durometer lugs promote extended wear, increasing tire life
- Wider spaced lugs provide more grip in softer terrain

		TREAD DEPTH	TIRE WEIGHT	PLY RATING	SIDEWALL BELTS	LOAD RATING
26" x 9" R14 5415613 • \$189 ⁹⁹	FRONT	23mm	13 kg	8	3	413 kg
26" x 11" R14 5415614 • \$209 ⁹⁹	REAR		15 kg			599 kg

FRONT / REAR

WHEEL SIZE



ROCK



- Flexible “grippy” tread
- Aggressive side bite

FRONT / REAR

PRO ARMOR® CRAWLER XR

- Wanna race? This tire grips it all, from the trail to the rocks
- Square block profile for even surface contact
- A tougher durometer than the XG to take on the toughest the trail has to offer

	TREAD DEPTH	TIRE WEIGHT	PLY RATING	SIDEWALL BELTS	LOAD RATING
14" 28" x 10" R14 5415536 • \$259 ⁹⁹	FRONT/REAR 16mm	15 kg	8	3	517 kg

WHEEL SIZE

14"

SINGLE-DUROMETER

Smaller lug height and single-durometer gives this high-speed tire added construction and lateral stability when cornering. Its unique lug design excels in hard-packed, fast terrain.



PRO ARMOR® CRAWLER XG

- Big or small, these tires crawl them all
- A soft, sticky compound makes this tire ideal for both rock crawling and desert running
- 8-ply, triple-belted ballistic sidewalls resist punctures

	TREAD DEPTH	TIRE WEIGHT	PLY RATING	SIDEWALL BELTS	LOAD RATING
15" 28" x 10" R15 5416346 • \$269 ⁹⁹	FRONT/REAR 20mm	15 kg	8	3	503 kg

WHEEL SIZE

15"

DUAL-DUROMETER

With its taller lug height and dual-durometer construction, this tire has the perfect balance between high-speed performance, durability and flex in order to grip slick rock.

MUD



- Extra deep treads
- Self-cleaning lugs

FRONT / REAR

PRO ARMOR® MUD XC

- Designed for the perfect mud-trail crossover for a smooth ride on the trail and aggressive traction in the mud
- Dual-compound technology with harder durometer lugs promote extended wear, increasing tire life
- 10-ply construction, means added protection in the toughest terrain

	TREAD DEPTH	TIRE WEIGHT	PLY RATING	SIDEWALL BELTS	LOAD RATING
14" 27" x 9" R14 5416947 • \$249 ⁹⁹	FRONT 30mm	15 kg	10	3	599 kg
14" 27" x 11" R14 5416948 • \$259 ⁹⁹	REAR	18 kg			531 kg

WHEEL SIZE

14"

WHEELS



A AMPLIFY

FRONT	WEIGHT: 5.9 kg LOAD RATING: 408 kg OFFSET: +4
REAR	WEIGHT: 6.4 kg LOAD RATING: 590 kg OFFSET: -9

ACCENT:	FRONT	14" x 7"	1522956-266	\$189 ⁹⁹
	REAR	14" x 8"	1522957-266	\$209 ⁹⁹
MATTE BLACK:	FRONT	14" x 7"	1522956-458	\$169 ⁹⁹
	REAR	14" x 8"	1522957-458	\$179 ⁹⁹

B BUCKLE

FRONT	WEIGHT: 5.8 kg LOAD RATING: 408 kg OFFSET: +4
REAR	WEIGHT: 6.1 kg LOAD RATING: 590 kg OFFSET: -9

ACCENT:	FRONT	14" x 7"	1522544-266	\$189 ⁹⁹
	REAR	14" x 8"	1522545-266	\$209 ⁹⁹
MATTE BLACK:	FRONT	14" x 7"	1522544-458	\$169 ⁹⁹
	REAR	14" x 8"	1522545-458	\$179 ⁹⁹

C COMBAT (BEADLOCK RINGS INCLUDED)

WEIGHT: 7.3 kg | LOAD RATING: 729 kg | OFFSET: +38

ACCENT:	FRONT/REAR	14" x 7"	1523284	\$269 ⁹⁹
MATTE BLACK:	FRONT/REAR	14" x 7"	1523283	\$259 ⁹⁹

D REBLR (BEADLOCK RINGS SOLD SEPARATELY)

FRONT	WEIGHT: 5.9 kg LOAD RATING: 408 kg OFFSET: +4
REAR	WEIGHT: 6.6 kg LOAD RATING: 590 kg OFFSET: -9

MATTE BLACK:	FRONT	14" x 7"		\$279 ⁹⁹
	REAR	14" x 8"	1522239-458	\$279 ⁹⁹

E SHACKLE

FRONT	WEIGHT: 5.9 kg LOAD RATING: 408 kg OFFSET: +4
REAR	WEIGHT: 6.4 kg LOAD RATING: 590 kg OFFSET: -9


ACCENT:	FRONT	14" x 7"	1522546-266	\$189 ⁹⁹
	REAR	14" x 8"	1522547-266	\$189 ⁹⁹
MATTE BLACK:	FRONT	14" x 7"	1522546-458	\$169 ⁹⁹
	REAR	14" x 8"	1522547-458	\$169 ⁹⁹

F SIXR

FRONT WEIGHT: 4.8 kg | LOAD RATING: 408 kg | OFFSET: +4

REAR WEIGHT: 5.7 kg | LOAD RATING: 590 kg | OFFSET: -9

MATTE BLACK:	FRONT	14" x 7"	1521507-521	\$149 ⁹⁹
	REAR	14" x 8"	1521508-521	\$169 ⁹⁹
LUSTER:	FRONT	14" x 7"	1521507-410	\$189 ⁹⁹
	REAR	14" x 8"	1521508-410	\$199 ⁹⁹



G CYCLONE

WEIGHT: 7.8 kg | LOAD RATING: 590 kg | OFFSET: +4

ACCENT:	FRONT/REAR	15" x 7"	1523184-266	\$179 ⁹⁹
MATTE BLACK:	FRONT/REAR	15" x 7"	1523184-458	\$149 ⁹⁹

H HALO (BEADLOCK RINGS INCLUDED)

WEIGHT: 7.7 kg | LOAD RATING: 726 kg | OFFSET: +38

ACCENT:	FRONT/REAR	15" x 7"	1523282	\$299 ⁹⁹
MATTE BLACK:	FRONT/REAR	15" x 7"	1523266	\$269 ⁹⁹

I WYDE

WEIGHT: 6.1 kg | LOAD RATING: 590 kg | OFFSET: +55

ACCENT:	FRONT/REAR	15" x 7"	1522550-266	\$269 ⁹⁹
MATTE BLACK:	FRONT/REAR	15" x 7"	1522550-458	\$249 ⁹⁹

J HEXLR (BEADLOCK RINGS SOLD SEPARATELY)

WEIGHT: 7.3 kg | LOAD RATING: 590 kg | OFFSET: +38


ACCENT:	FRONT/REAR	15" x 7"	1522435-458	\$309 ⁹⁹
---------	------------	----------	-------------	---------------------

K FLARE

WEIGHT: 8.1 kg | LOAD RATING: 590 kg | OFFSET: +4

ACCENT:	FRONT/REAR	15" x 7"	1523102-266	\$179 ⁹⁹
MATTE BLACK:	FRONT/REAR	15" x 7"	1523102-458	\$149 ⁹⁹

LUG NUTS LUG NUTS REQUIRED SEE P. 59



14" FORGED BEADLOCK RINGS

Only used on REBLR

	PART #
A Voodoo Blue	1522244-619
B Machined	1522244-266
C White	1522244-133
D Indy Red	1522244-293
E Orange Crush	1522244-589
F Matte Black - Replacement Only used on Combat	1523146-458

15" FORGED BEADLOCK RINGS

Only used on HEXLR

	PART #
A Voodoo Blue	1522240-619
B Machined	1522240-266
C White	1522240-133
D Indy Red	1522240-293
E Orange Crush	1522240-589
F Matte Black - Replacement Only used on Halo	1523147-458

WHEEL & TIRE SETS

KNOW YOUR TERRAIN



- Extra deep treads
- Self-cleaning lugs



- Tread patterns optimized for extreme traction
- Ideal for both hard pack and loose trail



- Industry leading anti-puncture side walls
- Purpose-built, long lasting tread patterns



- Flexible "grippy" tread
- Aggressive side bite



UTILITY

		HARVESTER 28" 8,047 km	HARVESTER 27" 8,047 km	PRESERVE™ 27" 8,047 km
AMPLIFY <i>Accent</i>	⬡	2883225 \$1,859 ⁹⁹	2882388 \$1,739 ⁹⁹	2883208 \$1,599 ⁹⁹
AMPLIFY <i>Matte Black</i>	⬡	2883226 \$1,739 ⁹⁹	2882389 \$1,599 ⁹⁹	2883209 \$1,599 ⁹⁹
BUCKLE <i>Accent</i>	⬡	2883220 \$1,859 ⁹⁹	2882383 \$1,739 ⁹⁹	2883203 \$1,739 ⁹⁹
BUCKLE <i>Matte Black</i>	⬡	2883221 \$1,739 ⁹⁹	2882384 \$1,599 ⁹⁹	2883204 \$1,599 ⁹⁹
COMBAT <i>Accent</i> BEADLOCKS PRE-MOUNTED				
COMBAT <i>Matte Black</i> BEADLOCKS PRE-MOUNTED				
REBLR <i>Matte Black</i> BEADLOCKS SOLD SEPARATELY	⬡			
SHACKLE <i>Accent</i>	⬡	2883222 \$1,859 ⁹⁹	2882385 \$1,739 ⁹⁹	2883205 \$1,739 ⁹⁹
SHACKLE <i>Matte Black</i>	⬡	2883223 \$1,739 ⁹⁹	2882386 \$1,599 ⁹⁹	2883206 \$1,599 ⁹⁹
SIXR <i>Luster</i>	⬡			
SIXR <i>Matte Black</i>	⬡	2883224 \$1,739 ⁹⁹	2882387 \$1,599 ⁹⁹	2883207 \$1,599 ⁹⁹

DESERT/ROCK

	CRAWLER XR 28" 4,828 km
	2882394 \$1,739 ⁹⁹
	2882395 \$1,599 ⁹⁹
	2881343 \$1,739 ⁹⁹
	2881344 \$1,599 ⁹⁹
	2883213 \$2,139 ⁹⁹
	2883212 \$1,999 ⁹⁹
	2881386 \$1,999 ⁹⁹
	2881355 \$1,739 ⁹⁹
	2881356 \$1,599 ⁹⁹
	2881371 \$1,739 ⁹⁹
	2881372 \$1,599 ⁹⁹

MUD/TRAIL

	MUD XC 27" 4,828 km
	2884272 \$1,739 ⁹⁹
	2884273 \$1,612 ⁴⁹
	2884267 \$1,739 ⁹⁹
	2884268 \$1,612 ⁴⁹
	2884270 \$1,739 ⁹⁹
	2884271 \$1,612 ⁴⁹
	2884269 \$1,599 ⁹⁹

BACKCOUNTRY/TRAIL

	DUAL-THREAT 29" 4,828 km	DUAL-THREAT 26" 4,828 km	ATTACK 26" 4,828 km
	2883146 \$1,859 ⁹⁹	2883138 \$1,669 ⁹⁹	2882390 \$1,489 ⁹⁹
	2883147 \$1,739 ⁹⁹	2883139 \$1,539 ⁹⁹	2882391 \$1,359 ⁹⁹
	2883148 \$1,859 ⁹⁹	2883140 \$1,699 ⁹⁹	2881335 \$1,599 ⁹⁹
	2883149 \$1,739 ⁹⁹	2883141 \$1,539 ⁹⁹	2881336 \$1,479 ⁹⁹
	2883219 \$2,269 ⁹⁹	2883217 \$2,059 ⁹⁹	
	2883218 \$2,139 ⁹⁹	2883216 \$1,939 ⁹⁹	
			2881381 \$1,669 ⁹⁹
	2883150 \$1,859 ⁹⁹	2883142 \$1,699 ⁹⁹	2881347 \$1,599 ⁹⁹
	2883151 \$1,739 ⁹⁹	2883143 \$1,539 ⁹⁹	2881348 \$1,479 ⁹⁹
			2881359 \$1,599 ⁹⁹
	2883152 \$1,739 ⁹⁹	2883144 \$1,539 ⁹⁹	2881360 \$1,479 ⁹⁹

REPLACEMENT CAPS

POLARIS® CAPS

LUSTER	ALL WHEELS EXCEPT WYDE & HEXLR	1521509-410 • \$15 ⁹⁹
MATTE BLACK		1521509-521 • \$15 ⁹⁹
LUSTER	HEXLR	1522243-410 • \$30 ⁹⁹
MATTE BLACK		1522243-458 • \$30 ⁹⁹

PRO ARMOR® CAPS

LUSTER	ALL WHEELS EXCEPT WYDE & HEXLR	5453209-410 • \$15 ⁹⁹
MATTE BLACK		5453209-458 • \$15 ⁹⁹
MATTE BLACK	WYDE	1523063-458 • \$13 ⁹⁹
LUSTER	HEXLR	1523015-410 • \$15 ⁹⁹
MATTE BLACK		1523015-458 • \$15 ⁹⁹



TRAIL

	ATTACK 2.0 28" 4,828 km
CYCLONE <i>Accent</i>	2883160 \$1,799 ⁹⁹
CYCLONE <i>Matte Black</i>	2883159 \$1,669 ⁹⁹
FLARE <i>Accent</i>	2883158 \$1,799 ⁹⁹
FLARE <i>Matte Black</i>	2883157 \$1,669 ⁹⁹
HALO <i>Accent</i> BEADLOCKS PRE-MOUNTED	2883162 \$2,169 ⁹⁹
HALO <i>Matte Black</i> BEADLOCKS PRE-MOUNTED	2883161 \$2,059 ⁹⁹
HEXLR <i>Matte Black</i> BEADLOCKS SOLD SEPARATELY	2883154 \$2,059 ⁹⁹
WYDE <i>Accent</i>	2883156 \$1,799 ⁹⁹
WYDE <i>Matte Black</i>	2883155 \$1,669 ⁹⁹

DESERT/ROCK

	CRAWLER XG 28" 4,828 km
	2883188 \$1,799 ⁹⁹
	2883187 \$1,669 ⁹⁹
	2883186 \$1,799 ⁹⁹
	2883185 \$1,669 ⁹⁹
	2883190 \$2,169 ⁹⁹
	2883189 \$2,059 ⁹⁹
	2883182 \$2,059 ⁹⁹
	2883184 \$1,799 ⁹⁹
	2883183 \$1,669 ⁹⁹

2 WAYS TO PURCHASE

INDIVIDUAL WHEELS & TIRES
- OR -
COMPLETE SETS AS LISTED

VISIT Polaris.com/ProArmorRANGER
TO BUILD YOUR CUSTOM SET
AND VERIFY FITMENT

Exclusively at Polaris® Authorized Dealers
or Polaris.com/ProArmorRANGER



TIRE SEALANT P. 87

- » 946 mL • 2830484 • \$25⁹⁹
- » 3.8 LITER • 2830485 • \$89⁹⁹
- » 19 LITER • 2830486 • \$346⁹⁹
- » 19 LITER PUMP • 2830487 • \$163⁴⁹



COLBY VALVE SHORT ULTIMATE VALVE - 2 PACK

- » 2883292 • \$54⁹⁹



COLBY VALVE EMERGENCY VALVE - 2 PACK

- » 2883293 • \$54⁹⁹



COLBY VALVE BOX COMBO

- Includes 8 Ultimate & 8 Emergency Valves
- » 2883294 • \$749⁹⁹

LUG NUTS

⬡ LUG NUTS REQUIRED

12mm x 1.5 SPLINED LUG NUTS

16 LUG NUTS WITH WRENCH	ALL POLARIS RANGER® 3-SEAT & CREW MODELS	2879332 \$54 ⁹⁹
4 LUG NUTS WITHOUT WRENCH		2879331 \$18 ⁹⁹
SPLINED LUG WRENCH		2204966 \$12 ⁹⁹

3/8" - 24 HEX LUG NUTS

16 HEX LUG NUTS	CREW XP 900 '14, CREW 570-4 '14-20, 570 FULL-SIZE '17-20, 570 '14-20, 500 '11-20	2877409 \$43 ⁹⁹
4 HEX LUG NUTS		2876754 \$18 ⁹⁹



RANGER® 570 FULL-SIZE

PERFORMANCE & COMFORT

THE RANGER® 570 FULL-SIZE builds on its legendary reputation for getting the job done. With the industry's most complete lineup of Polaris Engineered Accessories™, it's ready for anything your work demands.

DO MORE

COOLERS
SEE P. 40



HUNT
SEE P. 42



COLD WEATHER
SEE P. 44



LIGHTING
SEE P. 50



ROOFS



SPORT ROOF TOP SELLER

- Lightweight, rugged polyethylene construction
- Offers protection from sun and rain

» 2877946 • **\$409⁹⁹**
570 FULL-SIZE '17-20
» CREW • 2878755 • **\$669⁹⁹**
CREW 570 FULL-SIZE '18-20



BIMINI SOFT TOP

- Tight-fitting canvas soft top with easy on/off design
- Lightweight 600 denier, solution-dyed polyester construction

» 2876963-067 • **\$134⁹⁹**
570 FULL-SIZE '17-20

ROOF/REAR PANEL



CANVAS ROOF/REAR PANEL

- Constructed from premium, mold-resistant polyester with UV stabilizers
- Durable, heat-sealed vinyl window for crack resistance

» 2883471 • **\$469⁹⁹**
570 FULL-SIZE '17-20

PROTECTION



BRUSHGUARDS

- Provides front impact resistance and headlight protection
- Durable, scratch-resistant black powder coated finish
- Can be used with accessory winch or plow system
- Does not interfere with rear cargo drop gate

» FRONT • 2881662 • **\$269⁹⁹**
CREW 570 FULL-SIZE '18-20, 570 FULL-SIZE '17-20
» REAR • 2881661 • **\$209⁹⁹**



HORN

» 2875048 • **\$99⁹⁹**
570 FULL-SIZE '17-20

REVERSE BEEPER

» 2880631 • **\$109⁹⁹**
570 FULL-SIZE '16-20

DOORS



RANGER® CANVAS DOORS

- Constructed from premium, mold-resistant polyester with UV stabilizers
- Durable, heat-sealed vinyl window for crack resistance
- Zip-down windows for adjustable ventilation

» 2876962-067 • **\$619⁹⁹**
570 FULL-SIZE '17-20
REQUIRES 2883471
DOES NOT FIT WITH 2877946 OR 2876963-067

WINDSHIELDS



POLY WINDSHIELD

- Optical-grade, .6 cm-thick polycarbonate for outstanding protection and visibility

» HARD COAT • 2879489 • **\$669⁹⁹**
CREW 570 FULL-SIZE '18-20
» GENERAL PURPOSE • 2876958 • **\$539⁹⁹**
CREW 570 FULL-SIZE '18-20, 570 FULL-SIZE '17-20



LOOK & RIDE HALF WINDSHIELD

- Durable, optical-grade, .45 cm-thick polycarbonate for impact-resistance
- Half-height design delivers improved airflow for hot/dusty conditions
- Retains sporty, rugged look

» 2878756 • **\$269⁹⁹**
CREW 570 FULL-SIZE '18-20, 570 FULL-SIZE '17-20

REAR PANEL



POLY REAR PANEL

- Constructed from thick, impact resistant polycarbonate
- Delivers protection from the elements and a quieter ride
- Scratch-resistant for years of clear vision
- Contoured design eliminates perimeter framework for full rearward visibility

» 2878165 • **\$339⁹⁹**
CREW 570 FULL-SIZE '18-20, 570 FULL-SIZE '17-20

WINCHES

FEATURES	PRO PRO HEAVY DUTY SERIES	HD HEAVY DUTY SERIES
RAPID ROPE RECOVERY	STANDARD	NOT AVAILABLE
AUTO STOP TECHNOLOGY	STANDARD	OPTION
WINCH LINE	SYNTHETIC ROPE	STEEL CABLE
FAIRLEAD	ALUMINUM	STEEL ROLLER
CONTROL	WIRELESS STANDARD, WIRED OPTION	WIRED STANDARD, WIRELESS OPTION
MODEL	2,041 kg	1,588 kg
570 FULL-SIZE '16-20 CREW 570 FULL-SIZE '16-20	2882238 \$1,099 ⁹⁹	2881669 \$609 ⁹⁹



UPGRADE YOUR HD WINCH WITH THESE ACCESSORIES

WIRELESS REMOTE

- Up to 15 m range with LED indicator
- Direct plug and play operation

» 2879316 • **\$179⁹⁹**
Works with 2881669

SYNTHETIC ROPE

1,588 kg (WITH HOOK)

» 2878888 • **\$104⁹⁹**

AUTO STOP UPGRADE

- Billeted aluminum
- Replaces stock fairlead

» 2881693 • **\$134⁹⁹**
Works with 2881669
SYNTHETIC ROPE REQUIRED

UPGRADE YOUR CONTROLS HD OR PRO HD WINCHES

WIRED REMOTE CONTROL

- Must order remote handle and socket together

» REMOTE HANDLE 4013466 • **\$79⁹⁹**
» SOCKET 4014228 • **\$48⁹⁹**

POWER CONTROLLER

- Control your winch and plow hydraulics directly from the shift knob

» 2879227 • **\$59⁹⁹**
570 FULL-SIZE '17-20

LOOK & RIDE ADD STORAGE TO YOUR RANGER® 570 P. 70

HUNT

RANGER® 570 with:
LOCK & RIDE® Full Tip-Out Windshield - Glass
Heater/Defrost Kit
Polaris® PRO HD 2041 kg Winch
Kolpin Stronghold® Gun Boot XL Transport

WORK

RANGER® 570 with:
LOCK & RIDE® Full Tip-Out Windshield - Glass
Hinged Window Doors - Poly
Polaris® PRO HD 2041 kg Winch
Cargo Bed Mat

MAKE IT YOURS.

POWER, COMFORT AND LEGENDARY RANGER® CAPABILITY combine to haul more, tow more and do more when you need it the most. A mid-size RANGER® equipped with Polaris Engineered Accessories™ takes on all tasks.

HUNT

■ WINDSHIELDS & REAR PANELS	P. 66
■ HEATER	P. 68
■ WINCHES	P. 69
■ HUNT ACCESSORIES	P. 42

RANCH

■ WINDSHIELDS & REAR PANELS	P. 66
■ DOORS	P. 64
■ STORAGE	P. 70
■ COOLERS	P. 40

WORK

■ WINDSHIELDS & REAR PANELS	P. 66
■ DOORS	P. 64
■ WINCHES	P. 69
■ STORAGE	P. 70

TRAIL

■ ROOFS	P. 64
■ WINDSHIELDS & REAR PANELS	P. 66
■ COOLERS	P. 40



SHOP ALL RANGER ACCESSORIES AT
[POLARIS.COM/ShopRANGER](https://www.polaris.com/ShopRANGER)

RANCH

RANGERCREW® 570-4 EPS with:
Glass Full Windshield, Clear
LOCK & RIDE® Canvas Door Set
LOCK & RIDE® Tool Rack
Polaris Northstar® Cooler - 28 L

TRAIL

RANGER® 500 with:
LOCK & RIDE® Poly 2-Seat Sport Roof
LOCK & RIDE® Half Windshield - Poly
Polaris Northstar® Cooler - 57 L

ROOFS



SEALED
COVERAGE



REDUCE
STANDING
WATER




LOCK & RIDE
EASY AND FAST
INSTALLATION

POLARIS ENGINEERED™
ADVANTAGES

DOORS



PREMIUM
FEATURES



UNPRECEDENTED
VENTILATION
OPTIONS



EASY AND FAST
INSTALLATION

POLY VS STEEL

- Water run-off
- Mounting features: easily add accessories & lighting
- Liner ready
- Lightweight

- Heavy duty/durable
- Low profile
- Unique style

SHIELD AGAINST DRIVING RAIN OR THE BLISTERING SUN. Choose from poly or steel and know that you are protected from the elements with a seamless integrated roof.

POLY Lightweight, durable and impact-resistant. A poly roof can take the abuse of a tight trail and still protect.



SPORT ROOF - POLY TOP SELLER

- Provides shade, superior overhead protection
- Tough injection-molded design resists distortion from the elements
- Polaris® Pursuit® Camo offers effective visual camouflage in the field

- » 2-SEAT POLARIS® PURSUIT® CAMO • 2883237 • **\$809** ⁹⁹
500 '17-20, 570 '15-20, EV '15-20
- » 2-SEAT BLACK • 2883236 • **\$429** ⁹⁹
500 '17-20, 570 '15-20, EV '15-20
- » CREW BLACK • 2883238 • **\$709** ⁹⁹
CREW 570-4 '15-20



STEEL For the ultimate in strength and protection.

HD ROOF - STEEL

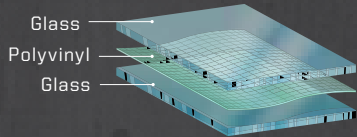
- Stout 12-gauge steel construction
 - Powdercoated finish for scratch and corrosion resistance
 - Interior fabric liner provides sound reduction
- » 2-SEAT • 2879954 • **\$809** ⁹⁹
500 '17-20, 570 '15-20, EV '15-20



POLY DOORS		CANVAS DOORS	
	HINGED WINDOW <ul style="list-style-type: none">• A premium, door offering hinged window for customizable ventilation in the cab.		ZIP WINDOW <ul style="list-style-type: none">• Lightweight, durable protection with adjustable zipper ventilation and see-through bottom panel.
FRONT DOORS (SET OF 2) EV LION '16-18, EV '15-20, CREW 570-4 '15-20, 570 '15-20, 500 '17-20	 <p>Hinged Window - Poly Doors - Black 2882247 \$2,709 ⁹⁹</p>		<p>Zip Window Doors - Canvas - Black 2879963 \$1,229 ⁹⁹</p>
REAR DOORS (SET OF 2) CREW 570-4 '15-20			<p>Zip Window Doors - Rear - Canvas - Black 2879964 \$1,229 ⁹⁹</p>




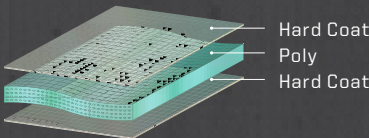
WINDSHIELDS & REAR PANELS



GLASS VS POLY

- Superior optical clarity (automotive level)
- Scratch resistant
- Curved to fit, seals tight
- Cold weather/ heavy duty
- Wiper ready (Windshield only)

- Lightweight, flexible, easy to store/remove
- Impact-resistant
- Tight seal keeps out rain and dust




LOOK & RIDE

REVOLUTIONARY
INSTALLATION



AIRTIGHT
GASKET SEAL




VENTING
OPTIONS



MULTI-FUNCTION
FEATURES

WINDSHIELDS



LOOK & RIDE TIP-OUT WINDSHIELD - GLASS

- Made of strong, optical-grade laminate safety glass
- Provides optimal visibility and the best protection from wind, inclement weather and off-road hazards
- Minimal perimeter framework for a low profile and full visibility
- Tip-out feature adjusts the windshield to an open position to enjoy airflow in the cab

» 2881784 • \$1,329⁹⁹
500 '17-20, 570 '15-20, CREW 570-4 '15-20, EV '15-20

FULL WINDSHIELD - GLASS

- Provides the highest level of scratch resistance

» 2881783 • \$809⁹⁹
500 '17-20, 570 '15-20, CREW 570-4 '15-20, EV '15-20

LOOK & RIDE FULL WINDSHIELD - POLY

- Durable, optical-grade, 0.6 cm-thick polycarbonate offers outstanding rider protection and visibility
- Windshield has minimal perimeter framework for full visibility

» 2883318 • \$469⁹⁹
500 '17-20, 570 '15-20, CREW 570-4 '15-20, EV '15-20

LOOK & RIDE HALF WINDSHIELD - POLY

- Strong, durable polycarbonate half windshield delivers a combination of protection and airflow into the cab
- Half windshield offers protection from rain, sleet, spray, and off-road hazards

» 2883320 • \$249⁹⁹
500 '17-20, 570 '15-20, CREW 570-4 '15-20, EV '15-20

REAR PANELS



FLIP-DOWN WINDSHIELD - HARD COAT POLY

- 2 venting options: fully sealed or flip-down/ remove upper half for some protection with maximum ventilation

» 2882178 • \$609⁹⁹
500 '17-20, 570 '15-20, CREW 570-4 '15-20, EV '15-20



LOOK & RIDE VENTED WINDSHIELD - HARD COAT POLY

- Frameless design for maximum visibility
- Added vents for airflow on a hot day or defrosting on a cold day


» 2883342 • \$669⁹⁹
500 '17-20, 570 '15-20, CREW 570-4 '15-20, EV '15-20



LOOK & RIDE FULL WINDSHIELD - HARD COAT POLY

- Durable, optical-grade, 0.6 cm-thick polycarbonate offers outstanding rider protection and visibility
- Windshield has minimal perimeter framework for full visibility

» 2883319 • \$609⁹⁹
500 '17-20, 570 '15-20, CREW 570-4 '15-20, EV '15-20



LOOK & RIDE REAR PANEL - GLASS

- Durable, tempered laminate glass provides a high level of scratch resistance

» 2879965 • \$409⁹⁹
500 '17-20, 570 '15-20, CREW 570-4 '15-20, EV '15-20



LOOK & RIDE REAR PANEL - POLY TOP SELLER

- Strong, 0.6 cm-thick polycarbonate provides outstanding impact and scratch resistance

» 2879812 • \$339⁹⁹
500 '17-20, 570 '15-20, CREW 570-4 '15-20, EV '15-20

HARD COAT POLY // 30X MORE SCRATCH RESISTANT

REDUCE IN-CAB DUST SWIRL BY ADDING A REAR PANEL

With a windshield and roof installed, turbulent air develops behind the cab. Add a rear panel to reduce dust intrusion from this swirl.

CONVENIENCE & PROTECTION

CONVENIENCE
FEATURES

CAB SEAL SYSTEM

» 2 SEAT • 2880508 • \$159 ⁹⁹
500 '17-20, 570 '15-20, CREW 570-4 '15-20,
EV '15-20, EV LI ION '16-19
(INCLUDED WITH PREMIUM DOORS)

EPS SYSTEM
(ELECTRIC POWER STEERING)

- Enjoy smooth, easy, precise, responsive automotive-quality power steering
 - EPS provides a light steering feel in all situations, including low-speed maneuvering through challenging terrain
- » 2879970 • \$1,739 ⁹⁹
570 '15-20, CREW 570-4 '15-20
1824163 REQUIRED FOR 2016
AND NEWER 570 MODELS

HORN

» 2879273 • \$89 ⁹⁹
500 '17-20, 570 '15-20, CREW 570-4 '15-20,
EV '15-20

AUXILIARY BATTERY KIT

» 2880555 • \$409 ⁹⁹
EV '15-20

REVERSE WARNING
ALERT

» 2880631 • \$109 ⁹⁹
500 '17-20, 570 '15-20, CREW 570-4 '15-20

SPEEDKEY®

» 2879988 • \$409 ⁹⁹
570 '15-20, CREW 570-4 '15-20


EV QUICK CHARGING
SYSTEM

» 2880556 • \$809 ⁹⁹
EV '15-20



FIELD TESTED
INTERIOR

ADD SUPERIOR ALL-WEATHER FUNCTIONALITY and comfort to your RANGER® with premium Polaris Engineered Accessories™. Keep warm on the coldest of days with a heater kit and improve visibility with a Windshield Wiper and Washer System or Large Rear View Mirror.



8-VENT HEATER &
DEFROST SYSTEM

» 2879967 • \$1,069 ⁹⁹
570 '15-20, CREW 570-4 '15-20
⚠ Requires Battery Connection Cable



LARGE REAR VIEW
MIRROR ^{TOP SELLER}

» 2879969 • \$89 ⁹⁹
500 '17-20, 570 '15-20, CREW 570-4 '15-20



WINDSHIELD WIPER &
WASHER SYSTEM

- Use with Full Glass Windshield 2881783 only
- » 2879968 • \$669 ⁹⁹
500 '17-20, 570 '15-20, CREW 570-4 '15-20, EV '15-20
⚠ Requires Battery Connection Cable

STANDARD BRUSHGUARDS

PERFECT FOR: **INCREASED PROTECTION AROUND LIGHTING AND FENDERS**

FRONT



REAR



» FRONT • 2879973 • \$339 ⁹⁹
500 '17-20, 570 '15-20, CREW 570-4 '15-20, EV '15-20

» REAR • 2879972 • \$269 ⁹⁹
500 '17-20, 570 '15-20, CREW 570-4 '15-20, EV '15-20


ROCK GUARDS
WITH STEP



- Durable, stamped plate steel construction
- Provides additional protection for side of vehicle
- Integrated boot scraper helps keep interior clean

» 2 SEAT • 2879974 • \$209 ⁹⁹
500 '17-20, 570 '15-20, EV '15-20

WINCHES

FEATURES		PRO	PRO HEAVY DUTY SERIES	I-HD	HEAVY DUTY SERIES	<div><div>1YR</div><div>WARRANTY</div></div>
RAPID ROPE RECOVERY		STANDARD		NOT AVAILABLE		
AUTO STOP TECHNOLOGY		STANDARD		OPTION		
WINCH LINE		SYNTHETIC ROPE		STEEL CABLE		
FAIRLEAD		ALUMINUM		STEEL ROLLER		
CONTROL		WIRELESS STANDARD, WIRED OPTION		WIRED STANDARD, WIRELESS OPTION		
MODEL		2,041 kg		1,588 kg		ADD REQUIRED CABLES
<div>570 '15-20</div> <div>CREW 570-4 '15-20</div> <div>500 '17-20</div>		<div>2882238</div> <div>\$1,099⁹⁹</div> <div></div>		<div><div>TOP SELLER</div></div> <div>2881669</div> <div>\$609⁹⁹</div> <div></div>		<div>2-Seat Models:</div> <div>2879990 \$44⁹⁹</div> <div>Crew Models:</div> <div>2880929 \$74⁹⁹</div>

UPGRADE YOUR HD WINCH
WITH THESE ACCESSORIES

WIRELESS REMOTE

- Up to 15 m range with LED indicator
 - Direct plug and play operation
- » 2879316 • \$179 ⁹⁹
Works with 2881669

SYNTHETIC ROPE

- 2,041 kg
» 2879187 • \$179 ⁹⁹
- 1,588 kg (WITH HOOK)
» 2878888 • \$104 ⁹⁹

AUTO STOP UPGRADE

- Billeted aluminum
 - Replaces stock fairlead
- » 2881693 • \$134 ⁹⁹
Works with 2881669
SYNTHETIC ROPE REQUIRED

UPGRADE YOUR CONTROLS
HD OR PRO HD WINCHES

WIRED REMOTE CONTROL

- Must order remote handle and socket together.
- » REMOTE HANDLE 4013466 • \$79 ⁹⁹
» SOCKET 4014228 • \$48 ⁷⁹

POWER CONTROLLER

- Control your winch and plow hydraulics directly from the shift knob
- » 2879227 • \$59 ⁹⁹
500 '11-20, 570 '14-20, CREW 570-4 '14-20, EV '11-20

STORAGE

LOCK & RIDE®

EXCLUSIVE AND AVAILABLE ON ALL POLARIS® VEHICLES, LOCK & RIDE® ACCESSORIES LET YOU QUICKLY CHANGE FROM ONE TASK TO ANOTHER WITH HUNDREDS OF OPTIONS.

WITH THE FLIP OF A LEVER, LOCK & RIDE® PLUNGERS USE OUTWARD PRESSURE TO EXPAND FOR A SECURE FIT.



LOCK & RIDE CARGOMAX SYSTEM

- Comes standard with a support bar that ties the two sides together for a sturdy cargo hold
- Adjustable utility hooks provide more options for hanging tools, cords or gear
- Two sides and a support bar included

» 2882177 • \$669⁹⁹
500 '17-20, 570 '15-20, CREW 570-4 '15-20, EV '15-20



CARGO BED MAT

- Non-slip surface to better secure loads
- Protect the cargo bed from scratches and scuffs
- Lifts out and is easy to clean
- Can be cut to access factory tie-down cleats

» 2881485 • \$134⁹⁹
500 '11-20, 570 '14-20, CREW 570-4 '14-20, EV '11-20



FIRE EXTINGUISHER HOLDER

- Quick-release strap allows for easy access
- » 2882158 • \$114⁹⁹
500 '17-20, 570 '15-20, CREW 570-4 '15-20, EV '15-20



UNDER SEAT STORAGE BOX

» 2880046 • \$134⁹⁹
500 '17-20, 570 '15-20, CREW 570-4 '15-20, EV '15-20

RIDE & REPAIR ESSENTIALS KIT

» 2881207 • \$134⁹⁹
ALL RANGER® MODELS



LOCK & RIDE D-RINGS

- The most versatile Lock & Ride® accessory - add as many as you need to secure your cargo with bungee cords or straps
- » 2881545 • \$43⁹⁹
ALL RANGER® CARGO BOXES



LOCK & RIDE CHAINSAW MOUNT

» 2879354 • \$179⁹⁹
500 '11-20, 570 '14-20, CREW 570-4 '14-20, EV '11-20



LOCK & RIDE STORAGE BOX

- Rugged roto-molded construction locks for security and is water-resistant
- Low-profile design retains additional hauling capacity on top of vault
- Sliding drawer features foam padding and adjustable dividers
- Fits perfectly in the bed of your RANGER®, pickup box or full-size SUV

» 2877033 • \$439⁹⁹
500 '11-20, 570 '14-20, CREW 570-4 '14-20, EV '11-20, EV LI ION '16-19



LOCK & RIDE TOOL RACK

- Attach on the inside or outside of the cargo bed
- » 2881533 • \$269⁹⁹
500 '11-20, 570 '14-20, CREW 570-4 '14-20, EV '11-20

STRAPS

3.8 cm x 4.6 m 2494.8 kg RATCHET STRAP

- Heavy duty webbing
 - 2 Pack
- » 2884031 • \$59⁹⁹



LOCK & RIDE QUICKSTRAP

- The quickest and most secure way to mount Polaris® accessories
 - Sold as a pair
- » 2882187 • \$59⁹⁹
ALL COOLERS, RANGER® CARGO BOXES



5.1 cm x 6.1 m 4535.9 kg RATCHET STRAP

- Heavy duty webbing
- » 2884032 • \$43⁹⁹



DO MORE

COOLERS
SEE P. 40



HUNT
SEE P. 42



COLD WEATHER
SEE P. 44



LIGHTING
SEE P. 50






RANGER XP® 900

2019
RANGER XP® 900
MAKE IT YOURS.

WORK HARD AND GET IT DONE with Polaris Engineered Accessories™. Find everything you need to outfit your trusted partner for the task at hand.



WINCHES


FEATURES	PRO PRO HEAVY DUTY SERIES	HD HEAVY DUTY SERIES	<div><div>1YR</div><div>WARRANTY</div></div>
RAPID ROPE RECOVERY	STANDARD	NOT AVAILABLE	
AUTO STOP TECHNOLOGY	STANDARD	OPTION	
WINCH LINE	SYNTHETIC ROPE	STEEL CABLE	
FAIRLEAD	ALUMINUM	STEEL ROLLER	
CONTROL	WIRELESS STANDARD, WIRED OPTION		WIRED STANDARD, WIRELESS OPTION
MODEL	2,722 kg	2,041 kg	2,041 kg <small>TOP SELLER</small>
XP 900 '13-19 CREW XP 900 '14-19	2882237 \$1,229 ⁹⁹	2882236 \$1,099 ⁹⁹	2881667 \$809 ⁹⁹
			

UPGRADE YOUR HD WINCH
WITH THESE ACCESSORIES


WIRELESS REMOTE	SYNTHETIC ROPE	AUTO STOP UPGRADE	WIRED REMOTE CONTROL	POWER CONTROLLER
• Up to 15.2 m range with LED indicator • Direct plug and play operation » 2879316 • \$179 ⁹⁹ Works with 2881667	2,041 kg » 2879187 • \$179 ⁹⁹ 1,588 kg (with Hook) » 2878888 • \$104 ⁹⁹ 2,722 kg » 2879188 • \$229 ⁹⁹	• Billeted aluminum • Replaces stock fairlead » 2881692 • \$134 ⁹⁹ Works with 2881667 SYNTHETIC ROPE REQUIRED	• Must order remote handle and socket together » REMOTE HANDLE 4013466 • \$79 ⁹⁹ » SOCKET 4014228 • \$48 ⁹⁹	• Control your winch and plow hydraulics directly from the shift knob » 2879227 • \$59 ⁹⁹ CREW XP 900 '14-19, XP 900 '13-19

ROOFS


POLARIS ENGINEERED™
ADVANTAGES




SEALED COVERAGE



REDUCE STANDING WATER



EASY AND FAST INSTALLATION



PREMIUM FINISH AND QUIETER RIDE

POLY vs STEEL

- Water run-off
 - Mounting features: easily add accessories & lighting
 - Liner ready
 - Lightweight
- Heavy duty/durable
 - Low profile
 - Unique style
- SHIELD AGAINST DRIVING RAIN OR THE BLISTERING SUN. Choose from poly or steel, and get on your way with protective peace of mind.

POLY

Lightweight, durable and impact-resistant. A poly roof can take the abuse of a tough trail and still protect.

PREMIUM ROOF - POLY

» POLARIS® PURSUIT® CAMO 2882913 • \$929⁹⁹

» BLACK • 2882912 • \$699⁹⁹

XP 900 '13-19
ROOF LINER INCLUDED



PREMIUM ROOF CREW - POLY

» POLARIS® PURSUIT® CAMO 2883277 • \$1,599⁹⁹

CREW XP 900 '15-19
ROOF LINER INCLUDED



SPORT ROOF - POLY TOP SELLER

» BLACK • 2882911 • \$429⁹⁹

XP 900 '13-19



SPORT ROOF CREW - POLY TOP SELLER

» BLACK • 2883274 • \$709⁹⁹

CREW XP 900 '15-19




ROOF LINERS

Get a touch of premium comfort, reduce cab noise and hide wiring. Roof liners are included with all premium poly roofs.

PREMIUM ROOF LINER

» 2882914 • \$269⁹⁹

XP 900 '13-19
* WORKS WITH 2882911, 2882912, 2882913



PREMIUM ROOF CREW LINER

» 2883457 • \$339⁹⁹

CREW XP 900 '15-19



STEEL

For the ultimate in strength and protection.

HD ROOF - STEEL

» 2879881 • \$929⁹⁹

XP 900 '13-19
ROOF LINER INCLUDED



HD ROOF CREW - STEEL

» 2880334 • \$1,209⁹⁹

CREW XP 900 '14-18



3-SEAT & CREW

XP 900

ROOFS

WINDSHIELDS

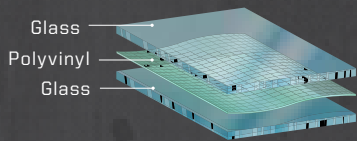
REAR PANELS & DOORS

CAB COMFORT & CONVENIENCE

STORAGE

PROTECTION

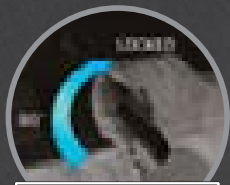
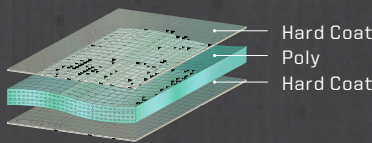
WINDSHIELDS



GLASS VS POLY

- Superior optical clarity (automotive level)
- Scratch resistant
- Curved to fit, seals tight
- Cold weather/ heavy duty
- Wiper ready

- Lightweight, flexible, easy to store/remove
- Impact-resistant
- Tight seal keeps out rain and dust



LOCK & RIDE

EASY AND FAST
INSTALLATION



AIRTIGHT
GASKET SEAL



MULTI-FUNCTION
FEATURES



VENTING
OPTIONS

HARD COAT POLY // 30X MORE SCRATCH RESISTANT

GLASS

3-Position
Adjustable

Open
Venting
Closed

WIPER READY

WIPER READY

WIPER AVAILABLE

WIPER AVAILABLE

TIP-OUT WINDSHIELD - GLASS TOP SELLER

- Tip-out design allows for partial venting or open-air freedom
- Gas shocks assist in easy opening and closing
- 360° gasket for reliable protection and comfort
- Automotive-style curved glass
- Improved interior sound dampening and optimized visibility
- Designated mounting locations
- Bolt-on design installs directly on the cab frame

» 2882189 • \$1,599⁹⁹
XP 900 '14-19, CREW XP 900 '14-19

LOCK & RIDE FULL WINDSHIELD - GLASS TOP SELLER

- Provides the highest level of scratch resistance
- » 2882191 • \$929⁹⁹
XP 900 '13-19, CREW XP 900 '14-19

LOCK & RIDE FULL WINDSHIELD VENTED - HARD COAT POLY

- Frameless design for maximum visibility
 - Added vents for airflow on a hot day or defrosting on a cold day
- » 2883266 • \$739⁹⁹
XP 900 '13-19, CREW XP 900 '15-19

LOCK & RIDE FULL WINDSHIELD - HARD COAT POLY TOP SELLER

- Frameless design for maximum visibility
- » 2883300 • \$669⁹⁹
XP 900 '13-19, CREW XP 900 '15-19

ADD ALL-WEATHER VISIBILITY
WINDSHIELD WIPER & WASHER SYSTEM
P. 24

WIPER & WASHER SYSTEM MOUNTING BRACKET

» 2207624 • \$74⁹⁹
XP 900 '13-19, CREW XP 900 '15-19

LOCK & RIDE FULL WINDSHIELD - POLY

- Frameless design for maximum visibility
- » 2883278 • \$539⁹⁹
XP 900 '13-19, CREW XP 900 '15-19

LOCK & RIDE HALF WINDSHIELD - POLY

- Deflects air flow from straight on, but still provides air flow in the cab
- » 2883301 • \$269⁹⁹
XP 900 '13-19, CREW XP 900 '15-19

REAR PANELS



LOCK & RIDE

EASY AND FAST
INSTALLATION



AIRTIGHT
GASKET SEAL



MULTI-FUNCTION
FEATURES



VENTING
OPTIONS

POLARIS ENGINEERED™
ADVANTAGES

DOORS



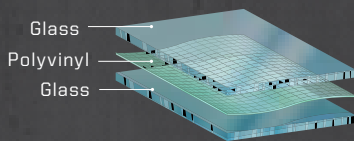
PREMIUM FEATURES & SOUND
DAMPENING DOOR LINERS



UNPRECEDENTED
VENTILATION OPTIONS

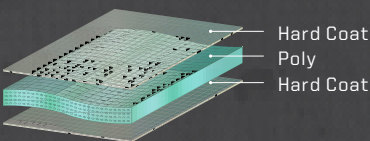


EASY AND FAST
INSTALLATION




GLASS VS POLY

- Superior optical clarity (automotive level)
- Scratch resistant
- Curved to fit, seals tight
- Cold weather/heavy duty



- Lightweight, flexible, easy to store/remove
- Impact-resistant
- Tight seal keeps out rain and dust

GLASS



LOCK & RIDE REAR PANEL - SLIDING GLASS

- Sliding window provides ventilation, cab comfort and access to cargo in rear box

» 2879015 • \$929⁹⁹
XP 900 '13-19, CREW XP 900 '14-19



LOCK & RIDE REAR PANEL - GLASS TOP SELLER

» 2879013 • \$509⁹⁹
XP 900 '13-19, CREW XP 900 '14-19


POLY



LOCK & RIDE REAR PANEL - POLY, POLARIS® PURSUIT® CAMO

- Strong, thick polycarbonate provides outstanding impact and scratch resistance
- Installs in contours of cab frame with 360° gasketing for outstanding protection, comfort, fit and finish

» 2883774 • \$539⁹⁹
XP 900 '13-19, CREW XP 900 '15-19




LOCK & RIDE REAR PANEL - POLY, CLEAR TOP SELLER








- Strong, thick polycarbonate provides outstanding impact and scratch resistance
- Installs in contours of cab frame with 360° gasketing for outstanding protection, comfort, fit and finish

» 2883773 • \$469⁹⁹
XP 900 '13-19, CREW XP 900 '15-19

REDUCE IN-CAB DUST SWIRL
BY ADDING A REAR PANEL

With a windshield and roof installed, turbulent air develops behind the cab. Add a rear panel to reduce dust intrusion from this swirl.



PREMIUM POLY DOORS		CANVAS DOORS		STEEL DOORS	
POWER WINDOW <ul style="list-style-type: none">• The ultimate door offering power windows with switches mounted on the dash.		HINGED & FIXED WINDOW <ul style="list-style-type: none">• A premium, door offering hinged windows for airflow adjustment in the cab.• Front Windows feature Glass		ZIP WINDOW <ul style="list-style-type: none">• Lightweight, durable protection with adjustable zipper ventilation and see-through bottom panel.	HALF DOORS <ul style="list-style-type: none">• Keep the trail debris out while maintaining great airflow into the cab.• Heavy-duty steel frame with slam latch fits perfectly to the chassis.
FRONT DOORS (SET OF 2) XP 900 '13-19, CREW XP 900 '14-19					
	Power Window Doors - Poly Black 2880503 \$3,549 ⁹⁹ <small>DOES NOT FIT CREW XP 900</small>	Hinged Window Doors - Poly Black 2881253 \$3,269 ⁹⁹ Polaris® Pursuit® Camo 2881460 \$4,349 ⁹⁹		Zip Window Door - Canvas Black 2878853 \$1,229 ⁹⁹	Half Doors - Steel Black 2883965 \$1,069 ⁹⁹
REAR DOORS (SET OF 2) CREW XP 900 '14-19	<div> Requires Battery Connection Cable DOES NOT FIT HVAC & CREW MODELS</div>				
	The Power Window Door is not an available option for the rear, the Fixed Window Door is recommended.	Fixed Window Doors - Rear - Poly Black 2879641 \$2,450 ⁹⁹		Zip Window Doors - Rear - Canvas Black 2879899 \$1,229 ⁹⁹	

RANGER XP® 900

CAB COMFORT & CONVENIENCE

WIRING YOUR

XP 900

ADD ELECTRICAL SYSTEM ACCESSORIES IN 3 EASY STEPS

STEP 1

ADD A BATTERY CONNECTION CABLE	3-SEAT	CREW
⚠ Battery Connection Cable	2879388 \$44 ⁹⁹	2879685 \$74 ⁹⁹

STEP 2 ADD ACCESSORIES

POWER WINDOW DOORS		3-SEAT	CREW
Power Window Doors - Poly - Black	2880503 \$3,549 ⁹⁹	X	

WINDSHIELD WIPER & WASHER SYSTEM		3-SEAT	CREW
Windshield Wiper & Washer System	2879754 \$669 ⁹⁹	X	X

HEATER & DEFROST SYSTEM		3-SEAT	CREW
8-Vent Heater & Defrost System	2880023 \$1,289 ⁹⁹	X	X

AUDIO: DASH RADIO		3-SEAT	CREW
Bluetooth®, Apple® Control, AM/FM Dash Stereo & 2 x 13.2 cm Speakers by MB Quart®	2882750 \$809 ⁹⁹	X	X

DOME LIGHT		3-SEAT	CREW
Dome Light	2879270 \$99 ⁹⁹	X	X

REAR VIEW CAMERA MIRROR		3-SEAT	CREW
Rear View Camera Mirror	2881483 \$469 ⁹⁹	X	X

STEP 3


CONCEAL WIRING FOR A FINISHED, COMFORTABLE LOOK	3-SEAT	CREW
Premium Roof Liner	2882914 \$269 ⁹⁹	2883457 \$339 ⁹⁹

ADD LIGHTING
P. 50

PRO ARMOR



RIGID



LARGE REAR VIEW MIRROR

TOP SELLER

» 2879969 • \$89⁹⁹
XP 900 '13-19, CREW XP 900 '14-19



REAR VIEW CAMERA MIRROR

• Mirror automatically switches to a 10.2 cm back-up display when shifting to reverse

» 2881483 • \$469⁹⁹

XP 900 '13-19, CREW XP 900 '14-19
⚠ Requires Battery Connection Cable




WIDE ANGLE REAR VIEW MIRROR

• Large 6.4 cm x 35.6 cm adjustable convex mirrored surface gives you a full-spectrum view

» 2881439 • \$179⁹⁹

XP 900 '13-19, CREW XP 900 '14-19



SPEEDKEY®

• Alternate key governs vehicle speed to 40.2 kmph max. Vehicle owner controls level of power available.

» 2879988 • \$409⁹⁹

XP 900 '14-19, CREW XP 900 '14-19

HORN

» 2879273 • \$89⁹⁹

XP 900 '13-19, CREW XP 900 '14-19

REVERSE WARNING ALERT

» 2876228 • \$74⁹⁹

XP 900 '13-19, CREW XP 900 '14-19

HEATED SEAT SYSTEM

• Increase your comfort in the colder months with heated seats

• Installs into stock seats

» 2879271 • \$309⁹⁹

XP 900 '13-19, CREW XP 900 '14-19
CREW: FITS FRONT SEATS ONLY

⚠ Requires Battery Connection Cable



FULL-SIZE SEATSAVER® - SPLIT BENCH SEAT

• Covers the back and bottom of seat

» REALTREE XTRA® CAMO • 2882352-587 • \$299⁹⁹

» CARHARTT® BROWN • 2882352-218 • \$269⁹⁹

» CARHARTT® GRAVEL • 2882352-458 • \$269⁹⁹

XP 900 '13-16, CREW XP 900 '14-19

CREW: FITS FRONT SEATS ONLY

FULL-SIZE SEATSAVER®- FULL BENCH SEAT

• Covers the back and bottom of seat

» REALTREE XTRA® CAMO • 2882351-587 • \$299⁹⁹

» CARHARTT® BROWN • 2882351-218 • \$269⁹⁹

» CARHARTT® GRAVEL • 2882351-458 • \$269⁹⁹

XP 900 '13-19, CREW XP 900 '14-19

CREW: FITS FRONT SEATS ONLY

8-VENT HEATER & DEFROST SYSTEM

TOP SELLER

• Easily control the climate inside your cab in any season

• Helps defrost windshields and keeps you warm or cool

• Heat and fan dash-mounted controls

• Manual vents

» 2880023 • \$1,289⁹⁹

XP 900 '13-19, CREW XP 900 '14-19

⚠ Requires Battery Connection Cable

NOISE REDUCTION SYSTEM

» 2881508 • \$359⁹⁹

XP 900 '13-19, CREW XP 900 '14-19

EPS SYSTEM (ELECTRIC POWER STEERING)

» 2880083 • \$1,739⁹⁹

XP 900 '13-19, CREW XP 900 '14-19



BLUETOOTH®, APPLE® CONTROL, AM/FM DASH STEREO & 2 x 13.3 cm SPEAKERS BY MB QUART®

• All-in-one solution for giving your vehicle a performance-ready sound system

• AM/FM tuner with external antenna for reliable reception

• Powerful 45-watt x 4 channel amplifier

• Two off-road grade 13.3 cm speakers

• USB input and Bluetooth® compatible for wireless streaming

• System mounts into pre-designated mounting locations in the vehicle dash

• Easily add on other components to customize system

» 2882030 • \$809⁹⁹

XP 900 '13-19, CREW XP 900 '14-19

⚠ Requires Battery Connection Cable

WINDSHIELD WIPER & WASHER SYSTEM

TOP SELLER

» 2879754 • \$669⁹⁹

XP 900 '13-19, CREW XP 900 '14-19

⚠ Requires Battery Connection Cable

HARD COAT POLY WINDSHIELD WIPER & WASHER MOUNTING BRACKET

• Works with Hard Coat Poly Windshields 2883266 & 2883300

» 2207624 • \$74⁹⁹

XP 900 '13-19, CREW XP 900 '15-19



DOME LIGHT


• Fits Poly and Premium Roofs only
See P. 73

» 2879270 • \$99⁹⁹

XP 900 '13-19, CREW XP 900 '14-19

RANGER XP® 900

STORAGE




LOCK & RIDE STORAGE BOX

- Enough room to store all the tools you need to get the job done
- Internal organizational dividers keep gear from rolling around
- Easily detaches from vehicle

» 2883279 • \$439⁹⁹
XP 900 '13-19, CREW XP 900 '15-19

RIDE & REPAIR ESSENTIALS KIT

» 2881207 • \$134⁹⁹
ALL RANGER® MODELS



LOCK & RIDE TIP-DOWN HEADACHE RACK

- Rack tips down for additional storage solutions with space below and multiple tie-down points
- Lightweight and heavy-duty rack protects the cab of your RANGER® and lets you haul even more

» 2881531 • \$469⁹⁹
XP 900 '13-19, CREW XP 900 '15-19
(DOES NOT FIT HIGH LIFTER MODELS)

CARGO BOX LIFT

» 2882291 • \$809⁹⁹
XP 900 '13-19,
CREW XP 900 '15-19



FIRE EXTINGUISHER HOLDER

- Only holds a 8.3 cm diameter extinguisher
- Quick release strap allows for easy use


» 2882158 • \$114⁹⁹
XP 900 '13-19, CREW XP 900 '14-19



LOCK & RIDE CHAINSAW MOUNT

- Can be secured to the outside of the bed wall so your chainsaw is within reach at all times

» 2879354 • \$179⁹⁹
XP 900 '13-19, CREW XP 900 '14-19



LOCK & RIDE CARGOMAX SYSTEM


- Comes standard with a support bar that ties the two sides together for a sturdy cargo hold
- Designed to attach to the Lock & Ride® Tip-Down Headache Rack for additional support and three-sided containment
- Adjustable utility hooks provide more options for hanging tools, cords or gear

» 2882177 • \$669⁹⁹
XP 900 '13-19, CREW XP 900 '14-19



LOCK & RIDE BOOMLESS UTILITY SPRAYER - 227 L

» 2879799 • \$1,209⁹⁹
XP 900 '13-19, CREW XP 900 '14-19



LOCK & RIDE SPARE TIRE MOUNT

- Be ready for an unexpected flat with a spare that's conveniently along for the ride

» 2881529 • \$269⁹⁹
XP 900 '13-19, CREW XP 900 '14-19



CARGO BED MAT

- Non-slip surface to better secure loads and keep cargo bed clean

» 2881484 • \$179⁹⁹
XP 900 '13-19, CREW XP 900 '14-19



LOCK & RIDE TOOL RACK

- Attach on the inside or outside of the cargo bed

» 2881533 • \$269⁹⁹
XP 900 '13-19, CREW XP 900 '14-19

TOW & HAUL

TRAILER BALLS

- » 5 cm WITH 1.9 cm SHANK 2877603 • \$18⁹⁹
- » 4.8 cm WITH 1.9 cm SHANK 2877602 • \$18⁹⁹



5 cm BALL MOUNT

» 5 cm RECEIVER 2875320 • \$59⁹⁹



3:1 HITCHES

- » 5 cm x 5 cm RECEIVER 2830522 • \$48⁷⁹
- » 3 cm x 3 cm RECEIVER 2830523 • \$48⁷⁹
- » 4.8 cm REPLACEMENT BALL 2830524 • \$12¹⁹
ALL RANGER® MODELS



FRONT MOUNT RECEIVER HITCH

- Standard 5 cm receiver mount bolts directly to the frame
 - UTV attachment works with Polaris® bumpers
 - Rated at 45 kg tongue weight and 454 kg towing
- » 2878846 • \$169⁹⁹
XP 900 '13-19, CREW XP 900 '15-19

PROTECTION

STANDARD BRUSHGUARDS

PERFECT FOR: **INCREASED PROTECTION AROUND LIGHTING AND FENDERS**

FRONT




INSTALLS DIRECTLY TO STOCK BUMPER

4.4 cm DIAMETER
STEEL TUBE CONSTRUCTION

REAR



» FRONT • 2878839 • **\$339⁹⁹** » REAR • 2878840 • **\$269⁹⁹**
XP 900 '13-19, CREW XP 900 '14-19
FRONT BRUSHGUARD DOES NOT FIT HIGH LIFTER MODELS



XP ROCK GUARD WITH STEP

- Durable, stamped plate steel construction
- Provides additional protection to side of vehicle
- Integrated boot scraper helps keep interior clean

» 3-SEAT • 2878843 • **\$269⁹⁹**
XP 900 '13-19



HIT THE TRAILS
RANGER® 150
ACCESSORIES



FULL-WINDSHIELD - POLY

- .32 cm clear poly carbonate
- Mounts with 4 simple p-clamps


» 2883288 • **\$209⁹⁹**
150 '19-20



HALF-WINDSHIELD - POLY

- 33 cm tall
- .32 cm clear poly carbonate
- Mounts with 4 simple p-clamps

» 2883298 • **\$134⁹⁹**
150 '19-20



SPORT ROOF - POLY

- Shields you from rain, snow, sun
- Easy install

» BLACK • 2883289 • **\$269⁹⁹**
150 '19-20

DO MORE

COOLERS
SEE P. 40



HUNT
SEE P. 42



COLD WEATHER
SEE P. 44



LIGHTING
SEE P. 50



WHEELS & TIRES
SEE P. 52



FRONT & REAR
BRUSHGUARD - SET

- Includes front and rear bumper
- Durable, E-coated steel construction

» BLACK • 2883287 • **\$134⁹⁹**
150 '19-20



POLARIS

ENGINEERED
PARTS & LUBRICANTS

FOR THE LIFE OF YOUR RIDE ONLY THE BEST WILL DO

To create the best oil for any terrain, we invest in rigorous testing to ensure our oil delivers the consistency and performance you demand. The results are Polaris Engineered Lubricants™ that are tested and perfected to deliver excellent total engine protection for the life of your ride.

WHAT COUNTS IN OIL TESTING:

1. Does it protect the engine at high temperatures?
2. Does it keep the engine free from carbon and buildup?
3. Does the oil hold its viscosity over time?

ENGINE CHECKPOINTS

When evaluating an engine oil and its ability to protect and preserve the engine's power output and lifespan, Polaris® engineers focus on key areas within the engine, some of the most critical ones include:

RING LANDS: Poor oxidative performance can lead to carbon and varnish buildup, which results in poor ring seal and loss of power, combustion blow by and fuel dilution of the oil.

PISTON RINGS: During the combustion process, extreme pressures are placed on the top ring, forcing it outward toward the cylinder wall, sealing the combustion chamber. With so much force applied, poor oil film strength between the top ring and the cylinder wall can lead to cylinder wear and loss of power.

ROD BEARINGS: Engine bearings ride on an extremely thin hydrodynamic film of oil. Poor oil film strength or using an oil with a thinner viscosity, can lead to premature bearing wear or even engine failure. Using an oil with high film strength and a strong viscosity, like PS-4 full synthetic, will extend the service life of your engine.

CAMSHAFT: Direct Acting Overhead Camshafts are used on many Polaris® Prostar® Engines. In this application the camshaft pushes directly on the valve, creating very high contact pressures compared to other camshaft configurations. These forces are so great that inferior oil can break down and be forced out of the contact area leading to increased wear. PS-4 full synthetic additives are specifically designed to provide wear protection against this.

SPECIFIC NEEDS, SPECIFIC OILS

Polaris® invests millions in engine development, and part of that investment is making sure its lubricants—critical to engine performance—are the right formula for your specific engine. The amount of testing data and engineering resources used in developing Polaris® lubricants would overwhelm an aftermarket company. Therefore, the aftermarket must produce an oil to an industry-wide standard that must account for a variety of operating parameters.

PS-4 is designed specifically for Polaris® 4-cycle engines and has high film strength and wear protection under extreme loads and temperatures. Exclusive anti-wear additives protect engine parts with extra rust and corrosion protection.

PS-4 FULL-SYNTHETIC OIL

PS-4 is optimal for ambient operating temperatures of -40° C to 38° C

OUR FORMULATION

- Full-synthetic formula with wide, 5W-50 viscosity range
- Extreme cold weather flow and startup protection
- Maximum rust and corrosion protection
- Proprietary anti-wear additive system

YOUR ADVANTAGE

- All-weather engine protection
- Easy starting in all conditions
- Internal engine protection from extreme temperature fluctuations and periods of non-use or storage
- Reduced friction, protects cams, pistons, bearing and valvetrain components from wear

PS-4 EXTREME-DUTY FULL-SYNTHETIC OIL

PS-4 Extreme Duty is optimal for ambient operating temperatures of -18° C to 54° C

OUR FORMULATION

- Extreme high-temperature engine protection
- Full-synthetic formula with strong, 10W-50 viscosity range
- Protects against rust and corrosion of internal engine parts during periods of non-use or storage

YOUR ADVANTAGE

- High-strength film protection withstands extreme heat, stress and sustained high RPM conditions
- Extremely shear stable, maintains viscosity under heat and stress
- Protects engine from moisture that can build up inside the engine as a result of extreme temperature fluctuations

OIL CHANGE KITS (OIL & FILTER)

These convenient kits include everything you need to change your oil. The correct filter and oil volume for your vehicle.

PS-4		PS-4 <small>EXTREME DUTY</small>
PART NUMBER	VEHICLE FITMENT	PART NUMBER
2202166	RANGER®/RZR®/SPORTSMAN® 570, TWIN 600, TWIN 700, TWIN 800	2879004
2879323	RANGER®, POLARIS GENERAL®, RZR® 900/1000, RSI™	2879324
2877473	RANGER®/SPORTSMAN® 300-500, SPORTSMAN®/SCRAMBLER® 500/850/1000	2878924
2881696	RZR® TURBO	2881697

» .95L 2876244 » 3.8L 2876245 » 60.6L 2876247 » 208 L Drum 2876246 » 1249 L Tote 2878814

» .95L 2878920 » 3.8L 2878919 » 60.6L 2879003 » 208 L Drum 2879002 » 1249 L Tote 2879001

OIL DEVELOPMENT

POLARIS® INVESTS IN EACH OIL
AT AND ABOVE THESE LEVELS.

POLARIS.COM/ShopRANGER

12 DEDICATED
TEAM MEMBERS

FOCUSED ON
POLARIS® OIL

18+
MONTHS

DEVELOPMENT
& TESTING

75,000+
HOURS

DYNO TESTING

64,374
KILOMETERS

FIELD TESTING

MAINTENANCE FLUIDS

OIL

Maximum protection for your 4-cycle engine. Exclusive anti-wear additives protect your engine and extend the life of engine components.

Change every 100 hours, 6 months or 800 km.

AGL

Extreme pressure additives protect gears, drive chain, and bearings from scoring and wear. Unlike typical gear case oils, AGL's unique viscosity range allows instant flow and film protection in extreme cold or high heat environments.

Change every 100 hours, 12 months or 1600 km.

- » .95 L • 2878068
- » 3.8 L • 2878069
- » 9.5 L • 2878070
- » 208 L • 2879594

SUSPENSION/ U-JOINT GREASE

A heavy-duty lubricant formulated with molybdenum disulfide to accept the high shock applications of Polaris® ATV shaft drive universal joints.

Add every 50 hours, 3 months or 800 km.

- » 89 mL • 2871515
- » 414 mL • 2871551

DOT 4 BRAKE FLUID

A high-quality brake fluid designed for use in Polaris® hydraulic brakes. Superior high-temp characteristics plus anti-corrosive additives extend the life of brake system components and provide consistent, positive braking.

Change every 200 hours, 3200 km or every 2 years.

- » 355 mL • 2872189

ANTI-FREEZE

Organic acid technologies to prevent corrosion on metal components, eliminate scaling, and maximize cooling system performance.

Change every 60 months.

- » .95 L • 2880514
- » 3.8 L • 2880513
- » 208 L • 2880512

DEMAND DRIVE FLUID

Provides positive 4WD engagement in extreme cold or high heat conditions. Unique friction additives protect internal components under heavy loads and promote positive engagement.

Change every 100 hours or yearly.

- » .95 L • 2877922
- » 9.5 L • 2877923

LUBRICANT ACCESSORIES

GREASE GUN KIT

- » 2871312 • **\$44⁹⁹**

FITS 2871322 ALL-SEASON AND 2871515 U-JOINT 3 OZ.

2D BATTERY-OPERATED SIPHON PUMP

- Liquid transfer pumps 5-6 quarts/min suctioning power
- Use with gas, water, oil, and other non-corrosive liquids

- » 2830513 • **\$20⁹⁹**

FLEX SPOUT

- Convenient easy pour flex spout fits all Polaris® quart, gallon, and 9.5 L bottles

- » 2871285 • **\$3⁹⁹**

PUMP

- Attaches to 3.8- or 9.5-liter Bottle for easy, no-drip dispensing

- » 2870465 • **\$9⁹⁹**

ORV MAINTENANCE KIT

- Everything you need to maintain your drive train, and keep your vehicle in top operation condition
- Includes: 1.4 L AGL, .95 L Angle Drive Fluid, 1 pint Demand Drive Fluid, 38 mL tube of All-Season Grease
- » 2880425



PREMIUM GAS SHOCK OIL

- » .95 L • 2870995
 - » 9.5 L • 2872279
- FOX® REBUILDABLE SHOCKS



10WT GAS SHOCK OIL

- » .95 L • 2874124
- WALKER EVANS® REBUILDABLE SHOCKS



CHAIN LUBRICANT

- » 473 mL AEROSOL 2872348



ALL-SEASON GREASE TUBE

- » 89 mL • 2871322
- » 414 mL • 2871423



ANGLE DRIVE FLUID

- » .95 L • 2876160
 - » 9.5 L • 2872276
- SPORTSMAN®, RANGER®, RZR® ANGLE DRIVE GEAR CASE SYSTEMS



CARBON CLEAN

Prevents ethanol corrosion, stabilizes fuel, and cleans fuel injectors, piston ring lands, intake systems, and combustion chambers. Helps maintain peak HP and improves fuel economy.

- » 355 mL • 2881413



ADVANCED FUEL TREATMENT

Prevents ethanol corrosion and stabilizes fuel for up to 2 years. Dual-antioxidant formula protects against gum and varnish for easy starting.

- » 355 mL • 2881416
- » 9.5 L • 2881417

TIRE SEALANT

HOW IT WORKS

Tire sealant remains liquefied inside your tire until a leak develops in the tire or wheel.



Once a leak occurs, the tire sealant rushes out of the tire and quickly creates a permanent solid plug.

The plug maintains the pressure of the tire so you can continue your ride.



PREMIUM TIRE SEALANT

- Instantly seals and repairs rim, bead leaks, and punctures up to 0.64 cm on standard tires, and 1.9 cm on heavy ply tires
- Helps maintain air pressure for the life of the tire
- Helps seal the tire bead against the wheel
- 100% water soluble for easy cleanup
- Will not rust, corrode, or pit wheels
- Creates permanent repair
- Remains fluid and effective in temperatures down to -43° C
- Easily installed through existing tire valve stem with valve core removed

- » 946 mL • 2830484 • **\$25⁹⁹**
- » 3.8 LITER • 2830485 • **\$89⁹⁹**
- » 19 LITER • 2830486 • **\$364⁹⁹**

- » 19 LITER PUMP • 2830487 • **\$163⁹⁹**
- » 208 LITER • 2830489
- » 1041 LITER • 2830488

FOR THE LIFE OF YOUR RIDE

POLARIS® ENGINEERS PARTS THAT PUSH THE LIMITS WITHOUT SACRIFICING STRENGTH AND DURABILITY.
We build our products so anyone with the right tools can maintain their vehicle from their own garage - and get them back on the trails where they belong.

MAINTENANCE TIP

BREAK-IN PERIOD

The break-in period for your new RANGER® is the first 25 hours of operation, or the time it takes to use the first two tanks of fuel. No single action on your part is as important as a proper break-in period. Careful treatment of a new engine will result in more efficient performance and longer life for the engine. Perform the listed procedures carefully.

NOTICE: Excessive heat build-up during the first three hours of operation will damage close-fitted engine parts. Do not operate at full throttle or high speeds for extended periods during the first three hours of use.

SEE OUR LATEST MAINTENANCE TIPS AT [POLARIS.COM/MAINTENANCE-VIDEOS](https://www.polaris.com/maintenance-videos)

AIR FILTERS

Critical to engine performance and reliability. A clogged air filter can restrict air flow to the engine leading to reduced engine performance. Dirt and debris ingestion can damage the engine leading to reduced engine life or catastrophic failure. Polaris® recommends changing the vehicle's air filter at the specified intervals outlined in the owner's manual, which may be shorter if your vehicle is subject to severe conditions.

BRAKE PADS

Check your brakes if you are close to the recommended service interval, hear grinding when applying the brakes, your vehicle is taking longer to stop or if you have to apply more pressure to your pedal to engage the brakes. Check the brake discs for signs of cracks, excessive corrosion or warping.

If the brake pads are contaminated with oils or grease (petroleum products), brake pads have to be discarded and replaced.

Discs need to be cleaned with brake cleaner or alcohol based cleaner only.

HALF SHAFT

Extreme elements can contribute to axle failure when grease escapes the joint. This usually occurs if the CV boot becomes compromised. Full replacement or part specific available.

DRIVE BELTS

Polaris Engineered™ belts deliver unmatched performance for your off-road vehicle. Developed and tested on all our engines for all environments and conditions. Check your belt for delamination, hour glassing and glazing.

BREAK-IN PERIOD

- Use lower gear (if available) while varying speeds and avoiding wide open throttle for 8-16 km
- If no low gear is available, vary at moderate speeds while avoiding wide open throttle for 80 km

OUR INVESTMENT

- 32,187 kilometers of field testing
- Thousands of dyno hours
- 18+ months of development (3,000+ design hours) per belt
- 1200+ vehicle validation hours
- Collaboration with powertrain and clutch engineers

YOUR ADVANTAGE

- No clutch recalibration
- Less wear and tear due to heat
- Ensure maximum vehicle performance
- More time riding, less time wrenching
- Produced in collaboration with powertrain and clutch engineers to ensure a perfect fit, maximum performance and ultimate durability

BATTERIES

Never leave a battery unattended during the storage season. To ensure your battery maintains its level of charge when unused for extended periods of time or during freezing weather, the battery should be connected to a BatteryMINDER®, P. 94. Be sure to check for corrosion from the terminals to the ends of the cables.

OIL FILTERS

Change oil filters with every oil change to provide the best protection for your engine. Superior engine protection keeps your engine operating at peak performance. Be sure to follow the suggested service intervals for oil/oil filter changes.

MAINTENANCE SCHEDULE

25 HRS/400 km BREAK-IN MAINTENANCE

- ENGINE OIL:** CHANGE
- GENERAL LUBRICATION:** ALL FITTINGS, PIVOTS, CABLES, ETC.
- AIR FILTER:** INSPECT & CLEAN
REPLACE AS NEEDED
- EXHAUST SYSTEM:** INSPECT & CLEAN
INSPECT FOR LEAKAGE OR CARBON BUILD UP AT JOINTS
INSPECT & CLEAN SCREEN TYPE SPARK ARRESTOR

50 HRS/800 km 6 MONTHS

- EXHAUST SYSTEM:** INSPECT & CLEAN
INSPECT FOR LEAKAGE OR CARBON BUILD UP AT JOINTS
INSPECT & CLEAN SCREEN TYPE SPARK ARRESTOR
- GENERAL LUBRICATION:** ALL FITTINGS, PIVOTS, CABLES, ETC.
- DRIVE BELT:** INSPECT & ADJUST
REPLACE AS NEEDED

100 HRS/1600 km 12 MONTHS

- ENGINE OIL:** CHANGE
- DRIVE BELT:** INSPECT & ADJUST
REPLACE AS NEEDED
- TRANSMISSION FLUID:** CHANGE
- EXHAUST SYSTEM:** INSPECT & CLEAN
INSPECT FOR LEAKAGE OR CARBON BUILD UP AT JOINTS
INSPECT & CLEAN SCREEN TYPE SPARK ARRESTOR

150 HRS/2400 km 18 MONTHS

- ENGINE OIL:** CHANGE
- BATTERY:** TEST, CLEAN, & CHECK FLUID LEVEL
REPLACE AS NEEDED
- DRIVE BELT:** INSPECT & ADJUST
REPLACE AS NEEDED
- TIRES:** INSPECT CONDITION & PRESSURE
- EXHAUST SYSTEM:** INSPECT & CLEAN
INSPECT FOR LEAKAGE OR CARBON BUILD UP AT JOINTS
INSPECT & CLEAN SCREEN TYPE SPARK ARRESTOR

200 HRS/3200 km 24 MONTHS

- ENGINE OIL:** CHANGE
- BRAKE PADS & FLUID:** INSPECT & CLEAN
REPLACE AS NEEDED
- SPARK PLUGS:** INSPECT
REPLACE AS NEEDED
- EXHAUST SYSTEM:** INSPECT & CLEAN
INSPECT FOR LEAKAGE OR CARBON BUILD UP AT JOINTS
INSPECT & CLEAN SCREEN TYPE SPARK ARRESTOR

350 HRS/4020 km 30 MONTHS

- ENGINE OIL:** CHANGE
- BATTERY:** TEST, CLEAN, & CHECK FLUID LEVEL
REPLACE AS NEEDED
- DRIVE BELT:** INSPECT & ADJUST
REPLACE AS NEEDED
- GENERAL LUBRICATION:** ALL FITTINGS, PIVOTS, CABLES, ETC.
- EXHAUST SYSTEM:** INSPECT & CLEAN
INSPECT FOR LEAKAGE OR CARBON BUILD UP AT JOINTS
INSPECT & CLEAN SCREEN TYPE SPARK ARRESTOR


500 HRS/8045 km 36 MONTHS

- ENGINE OIL:** CHANGE
- AIR FILTER:** INSPECT, CLEAN
REPLACE AS NEEDED
- COOLANT:** CHECK LEVEL
REPLACE EVERY 2 YEARS
- GEARCASES:** CHECK OIL LEVEL
- EXHAUST SYSTEM:** INSPECT & CLEAN
INSPECT FOR LEAKAGE OR CARBON BUILD UP AT JOINTS
INSPECT & CLEAN SCREEN TYPE SPARK ARRESTOR

CHECK YOUR OWNER'S MANUAL FOR ADDITIONAL RECOMMENDED SERVICE ITEMS AND VEHICLE-SPECIFIC TIMING

HD HEAVY DUTY PARTS

All Polaris® parts are developed and tested to help you get the most out of your ride. Now, we're taking the passion of our riders, workers, and outdoor enthusiasts to the next level with HD Parts. These heavy-duty parts are engineered for riders who want greater durability and enhanced performance. HD Parts are designed and tested to handle greater wear and tear under all weather conditions. This means longer ride times with less service interruptions and related costs.



DUST

SUSPENSION BOOTS*

- Thicker, stronger boot material better withstands cuts and tears
- Prevents the intrusion of water and contaminants, increasing joint life
- More resistant to cracking due to aging



MUD

BRAKE PADS*

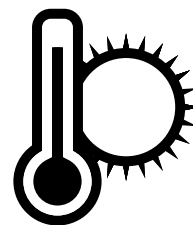
- Longer wear life
- Improved braking in wet & muddy conditions



EXTREME COLD
DOWN TO -40° C

WHEEL BEARINGS*


- Utilizes a triple lip seal for improved protection against mud and debris
- Longer life between service and replacement
- Specifically designed for Polaris® vehicles



EXTREME HEAT
UP TO 54° C

TIRES*


- Increased tread life
- Material and design for enhanced puncture resistance



HEAVY PAYLOADS

LUBRICANTS*

- High-temperature engine protection
- Increased rust and corrosion protection
- Reduced chance of thermal breakdown in high-temp environments



EXTENDED LIFE

BATTERIES*

- Improved starting in cold/poor conditions means increased performance of accessories and longer vehicle operation.
- **Larger Capacity**
Measured in Ah (Ampere Hours)
HD batteries store more energy
 - **Higher Output**
Measured in CCA (Cold Cranking Amps)
HD batteries deliver more power when starting and power more auxiliary items

*Claims made based off testing and performance of Polaris® HD Parts against standard OEM parts made by Polaris® and competitor brands under normal use.

For more information regarding Polaris® HD parts including vehicle compatibility, installation, and maintenance, please contact your authorized Polaris® ORV dealer (Ranger®, ATV, RZR®).

VISIT [POLARIS.COM/HDPARTS](https://www.polaris.com/hdparts) TO LEARN MORE

SERVICE PARTS

Polaris Engineered™ service parts deliver unmatched performance and fit for your off-road vehicle.

All service parts are engineered specifically for your machine. Which means everything is designed, tested and perfected to maximize the life of your ride. Getting Polaris Engineered™ parts is a decision that pays off in the long run, because it ensures there is a long run.



SHOP FOR SERVICE PARTS ONLINE
OR VISIT YOUR POLARIS® DEALER.

CHECK OUT OUR **PARTS FINDER ON POLARIS.COM**
FOR EASY PARTS LOOK-UP, PARTS IDENTIFICATION, VIEWS OF ASSEMBLIES & MORE!



STEP 1

Visit **Polaris.com/RANGER**
Click "**Parts & Service**" tab
Click "**Service Parts**"




STEP 2

Enter **vehicle year/model** or
shop by **part number**



STEP 3

Clearly see what parts are
required and **order**



OVER
100,000
PARTS
AVAILABLE!










BatteryMINDER®

ENSURE YOUR RIDE IS
READY WHEN YOU ARE.

- Add years of capacity, power and range to new and older batteries, regardless of type or brand
 - Never over- or under-charged in any temperature
 - Leave your vehicle connected for months and return to fully charged and conditioned batteries
- Recover older or weak batteries that would normally need to be replaced
 - Charge and maintain extra backup batteries as well as those in your vehicle
- Automatic turn-on, sleeps while keeping your batteries at full charge
 - Easy push-button selector to change battery type or time



				
	2012 AGM 2-AMP	2012 LEAD ACID 2 AMP	1510 1.5 AMP	1.5 AMP CONVERTIBLE
PART NUMBER PRICE	2830438 \$121 ⁹⁹	2830531 \$109 ⁹⁹	2830404 \$79 ²⁹	2830511 \$91 ⁴⁹
VOLTAGE WARRANTY	12 V 5 Years	12 V 5 Years	12 V 10 Years	12 V 5 Years
CHARGING CURRENT	2AMP	2AMP	1.5AMP	1.5AMP
OVERCHARGE PROTECTION	Yes			
BATTERIES MAINTAINED	6 at one time		4 at one time	
BATTERY COMPATIBILITY	12 V Sealed AGM Lead-Acid	12 V Flooded (filler cap) and Sealed Maintenance-Free Batteries		
COMES WITH	<ul style="list-style-type: none"> • Non-fused battery clip cord set with Quick Connector 	<ul style="list-style-type: none"> • BC-2410: 61 cm Non-fused battery clip cord set with Quick Connector • RTA-2415: 61 cm Fused ring terminal cord set with Quick Connector • ATS-1: Ambient Temperature Sensor 	<ul style="list-style-type: none"> • Ambient temperature sensor (installed) • 3.7 m power cord • Battery clip cord set with Quick Connector • Optional permanent mounting tab 	<ul style="list-style-type: none"> • Auto-temp compensation sensor (installed) • Optional permanent mounting brackets & screws • Battery clips (fully-insulated, aircraft grade, 15A replaceable fuse) • Ring terminal assembly with 15A replaceable fuse
KEY FEATURES	Designed for high-performance specialty AGM sealed batteries	Diagnoses battery's condition - can predict failing batteries	Easy to use, economical	Convertible on-vehicle or bench top use

BATTERY MAINTENANCE TIPS

Extend your battery life with a BatteryMINDER® and these tips.

1. Store batteries in a cool, dry location.
2. Check that the battery connections are tight. Cables should not be able to be rotated or shifted by hand.
3. If your battery has a drain tube, make sure it is free of clogs.
4. Clean your battery - use a soft brush to scrub the top of the battery. Use baking soda to remove grease.
5. Connect a BatteryMINDER® after using your vehicle even if the vehicle is in regular use.

LIFT IT SECURELY LIFT IT SAFELY



POLARIS® VEHICLE LIFT

- Get fast, easy access to the underside of your vehicle
- Manual and pneumatic operation available
- Raises vehicle up to 82 cm to make repairs and maintenance faster and easier

» 544 kg • 2830424 • \$853⁹⁹

LIFT ATTACHMENTS

- Add the appropriate attachment to use your lift for all your off-road vehicles

» ATV/POLARIS ACE® • 2830427 • \$207⁴⁹
» SNOWMOBILE • 2830426 • \$207⁴⁹



POLARIS® FLEX JUMPSTARTER

- 12,000 mAh capacity. Two 5V/2.1A USB outputs, 200-lumen flashlight, and a digital battery life monitor. Includes storage case, smart jumper cables, car charger, wall charger, and user guide.
- 1-year limited warranty.
- Jumpstart any engine up to 6.4L. The Polaris® Flex Jumpstarter is small enough to be stored in your glovebox and holds its charge so you can count on it when it's needed.

» 2830495 • \$146⁴⁹

POLARIS® X3 CREEPER

- Three positions: flat, 45-degree angle or seated work stool
- Helps you perform any repair with ease
- Stay dry and warm away from cold, wet cement floors
- Easily stores away when not in use

» BLACK • 2830429 • \$182⁹⁹

BATTERYMINDER® ACCESSORIES



BatteryMINDER® 3.7 m CABLE

- Made with heavy-duty 16 gauge black zip cord featuring automotive SAE bullet connectors

» 2830410 • \$15⁹⁹



BatteryMINDER® VPP-12:12/24 VOLT VEHICLE POWER PLUG

- Allows easy connection to vehicle's battery through lighter or 12/24V power port with replaceable 15 amp fuse.

» 2830518 • \$12¹⁹



BatteryMINDER® SPLITTER

- Connect two batteries simultaneously for easy battery maintenance
- Includes a set of ring terminals

» 2830409 • \$30⁴⁹



BatteryMINDER® RING TERMINAL

- Features 61 cm long 18-gauge wire
- Plug has standard .8 cm negative and .95 cm positive terminals
- Replaceable 15 amp in-line fuse for circuit protection

» 2830437 • \$12¹⁹



BatteryMINDER® EZ CONNECT

- Allows for quick and easy connecting and disconnecting of your BatteryMINDER®
- Includes a set of ring terminals

» 2830411 • \$42⁹⁹

SHOP ACCESSORIES




POLARIS® MAGNETIC PARTS TRAY

» SILVER • 2830432 • \$15⁹⁹



POLARIS® 8.4 cm TELESCOPIC MAGNET

» BLACK • 2830435 • \$6⁹⁹



POLARIS® 30.5 cm HI-TORQUE RATCHETING DRIVER

» BLACK / BLUE • 2830434 • \$24⁹⁹



POLARIS® LED POCKET FLASHLIGHT

» BLACK • 2830436 • \$30⁴⁹

CV BOOT REPAIR KIT

- A quick trail side fix to increase trail time
- The flexible and durable boot material expands over a cone tool for CV boot repairs, without disassembling CV axles
- Universal fit – works as a temporary fix for most powersports axles
- All components fit inside the cone, and a cover is provided for compact durable storage
- Easily fits in a cargo box, attached to the roll cage, in the glovebox, or many other storage locations



Items shown are contained inside cone

FIX ON THE GO | TEMPORARY COVERAGE

UTV CV BOOT REPAIR KIT

- Kit includes the following items:
- (1) Expandable XL CV Boot
- (1) Reusable Cone Tool
- (2) CV Boot Clamps
- (1) Tube of Silicone Lube
- (1) Grease Packet
- (1) Cone Cover

» 2830526 • \$36⁹⁹

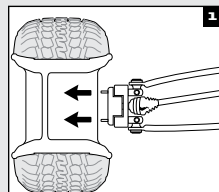
UTV TRAIL BOOT ONLY

- » 2830527 • \$18⁹⁹
- ATV
- » CV REPAIR KIT 2830528 • \$31⁹⁹
- » TRAIL BOOT ONLY 2830529 • \$18⁹⁹

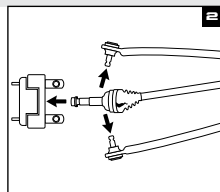
SEE HOW THE CV BOOT REPAIR KIT WORKS AT [POLARIS.COM/MAINTENANCE-VIDEOS](https://www.polaris.com/maintenance-videos)



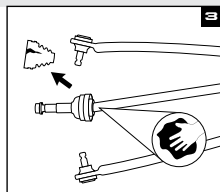
HOW TO INSTALL



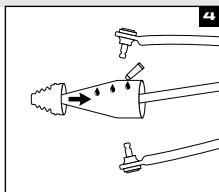
Remove wheel and axle nut.



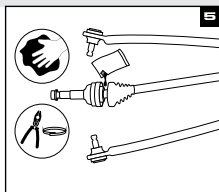
Remove brake caliper, hub, tie rod, and upper and lower ball joints.



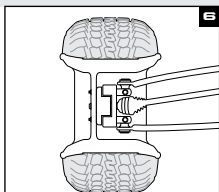
Remove old boot and clean joint.



Spread silicone lube on entire cone tool. Slide boot over cone tool, large end first. See package for outer boot instructions.



Empty the bag of grease into the CV joint/boot, clean sealing points and install clamps.



Reassemble tie rod, ball joints, brake caliper, axle nut, tire and wheel.

Refer to your owner's manual for further instructions and torque specifications.
*Designed for temporary CV boot repair. Purchase the OEM CV Boot for a permanent repair.

CLEAN YOUR VEHICLE

PRE-TREAT

MUD SHIELD® PRE-TREATMENT

- Inhibits the adhesion of dirt, mud, and snow, making cleaning your vehicle faster and easier.

» 473 mL AEROSOL • 2830229 • \$14⁹⁹

NEVER RUST SPRAY®

- Synthetic formula highly resistant to water protects against rust and corrosion while lubricating metal surfaces.

» 473 mL AEROSOL • 2830230 • \$15⁹⁹

CLEAN

XP WASH®

- Foaming, highly-concentrated wash easily removes the most stubborn and intense dirt build-up.

» 946 mL • 2830225 • \$15⁹⁹

XP SPRAY WASH®

- Effortless biodegradable, high-performance wash ideal for removing dirt, oils and carbon—simply spray on, spray off and go.

» 946 mL • 2830224 • \$19⁹⁹

ALL-PURPOSE CLEANER

- Professional grade, non-streak, foam formula cuts through grease, dirt and film leaving an invisible, dirt-resistant barrier for long-lasting results.

» 473 mL • 2830227 • \$14⁹⁹

GLASS CLEANER

- Heavy-duty foam non-streak formula cuts through grease, dirt, dried bugs and film leaving a crystal clear dirt-resistant barrier for long-lasting results.

» 473 mL • 2830445 • \$6⁹⁹



PROFESSIONAL GRADE CLEANERS VEHICLE

VEHICLE & EQUIPMENT WASH

- Concentrated professional grade formula powers through vehicle buildup, dirt and grease with a spot-free rinse. Treat up to 121 L Biodegradable product.

» 3.8 L • 2830417 • \$19⁹⁹

» 19 L • 2830422 • \$69⁹⁹

SHOP

ALL-PURPOSE CLEANER PLUS

- Professional-grade formula removes built-up stains from shop floors, work benches, and other hard surfaces. VOC-free, environmentally-friendly, and biodegradable.

» 3.8 L • 2830414 • \$19⁹⁹

» 19 L • 2830416 • \$69⁹⁹

HD CLEANER & DEGREASER

- Professional-grade, biodegradable, high-foaming formula dissolves and removes tough stains and soils.

» 3.8 L • 2830418 • \$23⁹⁹

» 19 L • 2830420 • \$95⁹⁹

BRING IT EVERYWHERE

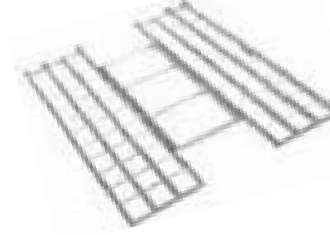
TRAILERING



ALUMINUM ARCHED LOADING RAMPS

» 193 x 30.5 cm • 907 kg • 2875384 • \$279⁹⁹

» 224 x 30.5 cm • 1361 kg • 2875386 • \$459⁹⁹



LIGHTWEIGHT TRI-FOLD RAMPS

- Ramp folds up for transport
- Capacity for up to 680.7 kg
- Safety straps included

» 183 x 129.5 cm • 2875385 • \$309⁹⁹

» 208 x 129.5 cm • 2875860 • \$369⁹⁹



FOLDING ALUMINUM ARCHED RAMPS

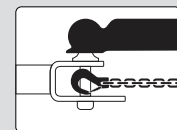
- Ramp folds up for transport
- Capacity up to 1360.8 kg
- Safety straps included

» 224 x 30.5 cm • 2875387 • \$379⁹⁹

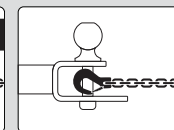
HITCHES

3:1 HITCHES

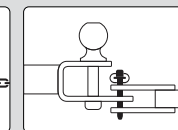
VERSATILE 3 IN 1 FUNCTIONALITY



BALL



HOOK



PIN

- Ball, pin and hook design
- Durable, rust resistant steel with black powdercoated finish

- Removable ball
- HD 1.6 cm pin and clip



HITCH WITH 5 cm BALL

» 5 cm x 5 cm RECEIVER 2830522 • \$48⁹⁹

» 3 cm x 3 cm RECEIVER 2830523 • \$48⁹⁹



4.8 cm BALL

- 4.8 cm replacement ball for hitch
- Designed to work with 3:1 Hitch

» 2830524 • \$12¹⁹



5 cm HITCH BALL MOUNT

» 5 cm RECEIVER TONGUE 2875320 • \$59⁹⁹

» FRONT HITCH RECEIVER 2878846 • \$169⁹⁹



TRAILER BALL 1.9 cm SHANK

» 5 cm BALL • 2877603 • \$18⁹⁹


» 4.8 cm BALL • 2877602 • \$18⁹⁹



5.1 cm x 9.1 m RECOVERY STRAP

- 8,165 kg Breaking Strength / 4,082 kg Max. Vehicle Weight
- Built in strap wrap - easy storage
- Loops sewn in to webbing
- 1 Strap bag

» 2884033 • \$74⁹⁹



3.8 cm x 4.6 m 2495 kg RATCHET STRAP

- Heavy duty webbing
- 2495 kg Maximum Load / 831 kg Working Load
- 2 Pack

» 2884031 • \$59⁹⁹



5.1 cm x 6.1 m 4536 kg RATCHET STRAP

- Heavy duty webbing
- 4,536 kg Maximum Load / 1,497 kg Working Load
- Floating D-Rings
- Double J-Hooks

» 2884032 • \$43⁹⁹



SHOCK STRAPS

- 3.8 cm 1,361 kg breaking strength
- Keeps tension on tie-down straps to secure load
- 2 Pack

» 2883296 • 3.8 cm x 4.5 m • \$109⁹⁹

» 2883295 • 3.8 cm x 2 m • \$94⁹⁹

CLEAN YOUR SHOP

TOWELS

POLARIS® SHOP TOWELS

» 200 CT WITH DISPENSER 2830402 • \$28⁹⁹

» 200 CT REFILL • 2830403 • \$19⁹⁹

» 64 CT REFILL • 2830440 • \$6⁹⁹



POLARIS® HEAVY-DUTY SCRUBBER WIPES

» 90 CT • 2830441 • \$24⁹⁹



CLEAN YOUR SHOP

COVERS

2-SEAT & CREW TRAILERING COVERS

» 2880632 • 570/500/EV • \$409⁹⁹

EV LI ION '16-18, EV '15-20, 570 '15-20, 500 '17-20

» 2880633 • 570 CREW • \$539⁹⁹

CREW 570-4 '15-20



3-SEAT & CREW TRAILERING COVERS

» 2883419 • XP 1000 • \$409⁹⁹

XP 900 '13-19, XP 1000 '17-20, 1000 '20

» 2883840 • CREW XP 1000/900/DIESEL • \$409⁹⁹

XP 1000 '18, CREW XP 900 '15-19, CREW XP 1000 '17-20, CREW 1000 '20

» 2882160 • POLARIS® PURSUIT® CAMO SxS FIELD COVER • \$169⁹⁹

XP 900 '13-19, XP 1000 '17-20, EV LI ION '16-18, EV '11-20, CREW XP 1000 '19-20, CREW 1000 '20, 570 FULL-SIZE '17-20, 570 '14-20, 500 '11-20, 1000 '20

RIDING JERSEYS & GLOVES

NEW

OFF-ROAD RIDING JERSEYS
S-3XL | \$45.99

- Mesh ventilated panels for maximum airflow
- Elastic sleeves with non-restrictive cuffs

NEW

OFF-ROAD RIDING GLOVES
S-3XL | \$32.99

- Adjustable wrist closure for a custom fit
- Comfort in the details: silicon finger grips and neoprene knuckle protection



NEW

YOUTH JERSEY
S-XL | \$34.99
MULTICOLOR | 2860652
BLUE | 2860651

BLACK JERSEY 2860646 GLOVE 2860641	BLUE/LIME JERSEY 2860647 GLOVE 2860642	MULTICOLOR JERSEY 2860648 GLOVE 2860643	NAVY/PINK JERSEY 2860649 GLOVE 2860644	RED JERSEY 2860650 GLOVE 2860645



**BOLD
TECHNICAL
GEAR TO
INSPIRE EVERY
ADVENTURE**

COOLING SHIRTS

NEW

MEN'S LONG SLEEVE COOLING SHIRT
S-3XL | 2860638 | \$58.99

NEW

WOMEN'S LONG SLEEVE COOLING SHIRT
S-3XL | 2860640 | \$58.99

POWERED BY coolcore

Moisture Wicking | Moisture Transportation | Regulated Evaporation

FABRIC TECHNOLOGY DESIGNED TO KEEP YOU COOL

Cooling fabric designed with sun protection in mind. Our chemical-free fabric Coolcore® reduces the surface temperature on our cooling shirt up to 30%, so you don't overheat. It carries a 50 Ultraviolet Protection Factor rating, the highest attainable, blocking 98% of harmful UV rays. Available in long and short sleeve.

NEW

SHORT SLEEVE COOLING SHIRTS

MEN'S S-3XL | 2860634 | \$45.99
WOMEN'S S-3XL | 2860636 | \$45.99

LAYERING

FULL ZIP MID LAYER
S-3XL \$99.99
BLACK/PINK | 2860564

- Enhanced fit for full range of movement
- 280 grams of breathable fleece

MEN'S TRAIL MID-LAYER
S-3XL | \$119.99
NAVY | 2860552
GRAY | 2869925

- Wind blocking layer on chest
- 280 grams of breathable fleece

WOMEN'S GRAY/PURPLE S-3XL | 2860549

MEN'S GRAY/BLUE S-3XL | 2860548

MEN'S BLACK S-3XL | 2868512

HELMETS

509 FOR POLARIS®



LIME
S-4XL | 2868539

509® ALTITUDE HELMET

STYLISH, LIGHTWEIGHT HELMET WITH 509® FIT AND FINISH \$299.99

- SHELL**

 - Thermoplastic poly alloy outer shell

WEIGHT

 - 1260 grams
- FEATURES**

 - Revolutionary neck brace-ready shell profile
 - Specially designed expanded polyurethane chin insert
 - Eight intake/exhaust vents
 - Universal camera mount included
 - Removable breath box included
 - Three outer shell molds across eight sizes for excellent fit
 - DOT- and ECE 22.05-approved



ORANGE
S-4XL | 2867818



BLUE
S-4XL | 2867820



RED
S-4XL | 2867819



GRAY
S-4XL | 2867817

509® ALTITUDE CARBON HELMET

DURABLE, ULTRA LIGHTWEIGHT, CARBON FIBER \$519.99

- SHELL**

 - Full carbon fiber shell

WEIGHT

 - 1100 grams
- FEATURES**

 - Fidlock® magnetic chin strap technology, easy-on/off technology
 - Revolutionary neck brace-ready shell profile
 - Removable breath box included
 - Universal camera mount included
 - Eight intake /exhaust vent ports
 - Fully convertible for winter and summer use
 - Three outer shell molds across eight sizes for excellent fit
 - DOT- and ECE 22.05-approved



CARBON GLOSS
S-4XL | 2867815



CARBON MATTE
S-4XL | 2867814

GOGGLES

KINGPIN 509® DIRT GOGGLE

PREMIUM MATERIALS, ATTRACTIVE PRICE \$74.99

- FEATURES**
- Oversized spherical lens delivers optimal peripheral vision
 - Metal tear off posts provide strength and durability
 - Quick-Change technology allows you to run the best lens tint for conditions



BLUE
2868667



ORANGE
2868668



BLACK
2868669



RED
2868670



LIME
2868671

TENACITY HELMET

ALL THE STYLE & PROTECTION IN OUR MOST AFFORDABLE HELMET \$144.99

- SHELL**

 - Injection-molded plastic

WEIGHT

 - 1450 grams
- FEATURES**

 - Stay cool when pushing the limits with oversized mouth intake and top vents with six rear exits
 - Stay warm on cold days with optional breath deflect or insert (sold separately)
 - Removable, machine-washable liner keeps things fresh ride after ride
 - DOT- and ECE 22.05-approved



RED GLOSS
XS-2XL | 2868623



BLACK MATTE
XS-2XL | 2868619



LIME GLOSS
XS-2XL | 2868621



BLUE GLOSS
XS-2XL | 2868622



BLACK/GRAY
XS-2XL | 2868620



PINK GLOSS
XS-2XL | 2868624



TEKVEST®

ULTIMATE PROTECTION VISIT POLARIS.COM FOR TEKVEST® SIZING



TEKVEST® SUPERSOFT
S-3XL | 2862190 | \$529.99

- Zip-off fleece collar diffuses rising body heat to reduce fogging
- Large arm openings for unrestricted movement
- Drop-tail design for extended coverage
- 2-stage pockets



TEKVEST® FREESTYLE
S-3XL | 2862189 | \$429.99

- Strong, protective ultra high molecular weight panels cover shoulders
- Front and rear mesh panels promote cooling airflow
- Large arm openings for unrestricted movement
- Use off-roading and/or snowmobiling



TEKVEST® SHOULDER PADS
S-3XL | 2862192 | \$120.99

- Strong and protective Ultra High Molecular Weight Polyethylene
- Adjustable bicep strap
- Quick-attach design for installation or removal in seconds



TEKVEST® YOUTH
S-3XL | 2862191 | \$353.99

- Adjustable side straps and arm straps
- Strong, protective ultra high molecular weight panels cover shoulders
- Large arm openings for unrestricted movement

OUTERWEAR



FLANNEL JACKET
CHARCOAL
S-3XL | 2860865

WORK JACKET
GRAY
S-3XL | 2860863

NEW

FLANNEL JACKET

\$129.99



BRONZE
S-3XL | 2860864

Stylish and warm flannel shirt/jacket with front snap closure available in 2 colorways. Soft yet durable brushed flannel on the outside lined with warm Sherpa fleece on the inside. Available in Men's sizing S-3XL.

Ample storage with 5 total pockets:

- External pockets include 2 chest and 2 hand pockets with snap closures
- One internal pocket with zip closure

NEW

WORK JACKET

\$207.99



GREEN
S-3XL | 2860862

This warm and rugged jacket was engineered to be tough enough for work and stylish enough for play. The outer fabric is crafted with Nylon 6, a durable, non-stretch woven fabric that is rugged and tear resistant but feels like a soft, comfortable material. Protection and warmth with 100% nylon shell coated with durable water repellency (DWR).

External features:

- Superior Durable Water Repellent (DWR) treatment provides water-resistance in the elements
- Four external pockets for maximum gear storage
- Customized fit with Velcro® wrist closure cuffs

Internal features:

- 80 gram 3M® Thinsulate for warmth on chilly days
- Built in action back provides comfortable movement and increased range of motion
- Internal zipper pocket
- Brushed flannel trim

OUTERWEAR BUILT TO
WORK HARD & PLAY HARD

JACKETS



NEW
BLUE/PINK
S-3XL | 2860546

NEW
NAVY
S-3XL | 2860545

SOFTSHELL JACKET

\$169.99

LIGHTWEIGHT PERFORMANCE THAT'S SURPRISINGLY WARM AND PERFECT FOR EVERYDAY WEAR

- DWR prevents precipitation from saturating the jacket's exterior
- Three external and one internal pocket
- Lined with 280 grams of soft fleece for warmth
- Removable hood and underarm venting

WOMEN'S

MEN'S



BLACK
S-3XL | 2869920



CORAL
S-3XL | 2869921



NEW
PURPLE/LIME
S-3XL | 2860547



BLACK
S-3XL | 2869918



BLUE/ORANGE
S-3XL | 2869919



NEW
BLACK/LIME
S-3XL | 2860544

HEATED VEST



HEATED VESTS
S-3XL | \$259.99
WOMEN'S GRAY | 2869923
MEN'S GRAY | 2869924

RAIN SUIT



RAIN JACKET
GRAY
S-3XL | 2869527 | \$129.99
RAIN PANTS
GRAY
S-3XL | 2869528 | \$109.99

- 100% waterproof lightweight and packable nylon
- YKK® Zippers
- Rain jacket has removable hood



MEN'S CORE FULL-ZIP HOODIE
S-3XL | \$74.99
NAVY/RED | 2860565
BLACK/LIME | 22860566



WOMEN'S CORE FULL-ZIP HOODIE
S-3XL | \$74.99
GRAY/BLUE | 2860567
BLACK/PINK | 2860615



WOMEN'S ROSEAU TEE
S-3XL | \$32.99
BLACK | 2868586
NEW PURPLE FROST | 2860591
GRAY FROST | 2869559

MEN'S ESTA TEE
S-3XL | \$26.99
NEW OLIVE HEATHER | 2860589
CHARCOAL | 2869552
NAVY | 2869562

POLARIS RANGER® HAT
\$32.99
GRAY S/M | 2869604
GRAY L/XL | 2869605

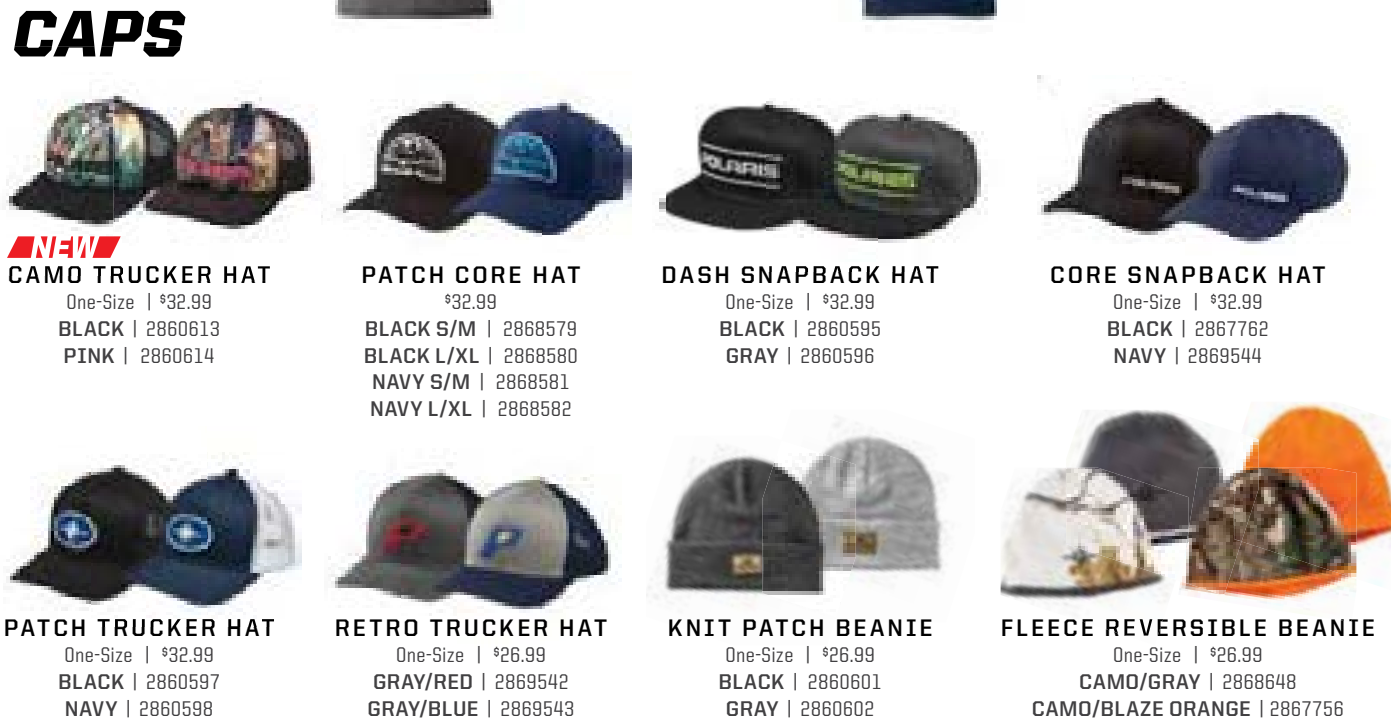
POLARIS RANGER® TEE
S-3XL | \$32.99
GRAY | 2869580
OLIVE | 2869581



QUARTER ZIP
S-3XL | \$79.99
WOMEN'S BLACK | 2860550
WOMEN'S PURPLE | 2860551
MEN'S BLACK | 2869535
MEN'S GRAY | 2869536



MEN'S LONG SLEEVE DASH TEE
S-3XL | \$49.99
BLACK | 2860568
GRAY FROST | 2860569



CAPS

NEW CAMO TRUCKER HAT
One-Size | \$32.99
BLACK | 2860613
PINK | 2860614

PATCH CORE HAT
\$32.99
BLACK S/M | 2868579
BLACK L/XL | 2868580
NAVY S/M | 2868581
NAVY L/XL | 2868582

DASH SNAPBACK HAT
One-Size | \$32.99
BLACK | 2860595
GRAY | 2860596

CORE SNAPBACK HAT
One-Size | \$32.99
BLACK | 2867762
NAVY | 2869544


PATCH TRUCKER HAT
One-Size | \$32.99
BLACK | 2860597
NAVY | 2860598

RETRO TRUCKER HAT
One-Size | \$26.99
GRAY/RED | 2869542
GRAY/BLUE | 2869543

KNIT PATCH BEANIE
One-Size | \$26.99
BLACK | 2860601
GRAY | 2860602

FLEECE REVERSIBLE BEANIE
One-Size | \$26.99
CAMO/GRAY | 2868648
CAMO/BLAZE ORANGE | 2867756

CAMO



NEW
CAMO POLY HOODIE
S-3XL | \$71.99
BLACK | 2860718

NEW
HUNTER CAMO HOODIE
S-3XL | \$67.99
OLIVE | 2868716
GRAY | 2860728



NEW
MEN'S CAMO TEE
S-3XL | \$32.99
GRAY | 2860709
BLACK | 2860710

NEW
WOMEN'S CAMO TEE
6-3XL | \$32.99
BLACK | 2860836
OLIVE | 2860837

CAMO FULL ZIP
S-3XL | 2869590 | \$79.99

CAMO HOODIE
S-3XL | \$74.99
WOMEN'S | 2867898
MEN'S | 2867879

GIFTS & BRANDED MERCHANDISE

BARWARE



POLARIS® FLASK
2860812 | \$32.99

WHISKEY ROCKS
2860813 | \$32.99

POLARIS® WOODEN
COASTERS WITH
BOTTLE OPENER
2860869 | \$32.99

BEER FLIGHT
SAMPLER
2860814 | \$64.99

PINT GLASS
(Set of 2)
2860815 | \$25.99

CREDIT CARD
BOTTLE OPENER
2860818 | \$19.99

RECREATION/GARAGE



CARD DECK
2860816 | \$19.99

PREMIUM COOZIE
2860829 | \$10.99

RANGER® FLAG (.9 x 1.5 m)
2869930 | \$32.99

POLARIS® WOOD SIGN
(26.7 x 61 cm)
2860866 | \$97.99



POLARIS® STEEL SIGN
(35.6 x 91.4 cm)
2860868 | \$168.99



POLARIS® ALUMINUM
SIGN (56 cm)
2860867 | \$168.99

TOYS



MINI RANGER® TOY
2860820 | \$17.99

RANGER

ACCESSORY COLLECTIONS

MEET THE FOUR COLLECTIONS
of our hard-working accessories.

Hand selected by trusted professionals.

Choose an entire collection
or mix-and-match
individual accessories.
[POLARIS.COM/RangerCollections](https://polaris.com/RangerCollections)

RANGER

CRAFTSMAN COLLECTION

Mark Bowe
BY MARK BOWE

- LOCK & RIDE® TOOL RACK // P. 39
- LOCK & RIDE® CHAINSAW MOUNT // P. 38
- LOCK & RIDE® STORAGE BOX // P. 39
- LOCK & RIDE® BED
EXTENDER/DIVIDER // P. 36
- CARGO BED MAT // P. 38
- POLARIS® PRO HD 2,041 KG WINCH
WITH RAPID ROPE RECOVERY // P. 29
- PRO ARMOR® 84 CM
COMBO LED LIGHT BAR // P. 50
- PRO ARMOR® WHEEL & TIRE SET:
HARVESTER & BUCKLE // P. 58



RANGER

WATERFOWL COLLECTION

Tony Vandemore
BY TONY VANDEMORE

- CARGO MAX SYSTEM // P. 36
- FRONT HOOD STORAGE RACK // P. 36
- WORK BEACON LED LIGHT // P. 25
- PRO ARMOR® 5 x 5 CM CUBE
- LED SPOT LIGHTS // P. 50
- IN-CAB GUN MOUNT // P. 43
- POLARIS® PRO HD 2,041 KG WINCH WITH
RAPID ROPE RECOVERY // P. 29
- PRO ARMOR® WHEEL & TIRE SET:
MUD XC & SHACKLE // P. 58



RANGER

BIG GAME COLLECTION

Tiffany Lakosky
BY LEE & TIFF LAKOSKY

- 8-VENT HEATER &
DEFROST SYSTEM // P. 24
- POLARIS® PRO HD 2,722 KG WINCH
WITH RAPID ROPE RECOVERY // P. 29
- FRONT HOOD STORAGE RACK // P. 36
- LOCK & RIDE® KOLPIN® RHINO GRIP® PRO // P. 43
- PRO ARMOR® 84 CM - COMBO
LED LIGHT BAR // P. 50
- WORK BEACON LED LIGHT // P. 25
- PRO ARMOR® WHEEL & TIRE SET: ATTACK 2.0 & FLARE // P. 58



RANGER

RANCH COLLECTION

Trevor Brazile
BY TREVOR BRAZILE

- POLARIS® PRO HD 2,722 KG WINCH
WITH RAPID ROPE RECOVERY // P. 29
- UPPER FRONT AND REAR BRUSHGUARD // P. 30
- 8-VENT HEATER & DEFROST SYSTEM // P. 24
- WORK BEACON LIGHT // P. 25
- RIGID® SR-SERIES 25.4 CM SPOT LED LIGHT // P. 50
- LOCK & RIDE® BED EXTENDER
WITH DIVIDER // P. 36
- LOCK & RIDE® TIP-DOWN
HEADACHE RACK // P. 36
- DUAL BIN UNDERSEAT DRY STORAGE BOX // P. 24
- PRO ARMOR® WHEEL & TIRE SET: DUAL THREAT & ACCENT // P. 58



BUILD YOUR **POLARIS RANGER**[®]

CHOOSE
MODEL

2 CHOOSE
TRIM

3 CHOOSE
COLOR

4 CHOOSE
ACCESSORIES

VISIT [POLARIS.COM/RANGER](https://polaris.com/ranger)

TO SEE ALL YOUR OPTIONS & ACCESSORIES
ON YOUR NEW MACHINE FROM EVERY ANGLE!



CONNECT ONLINE
SEARCH "PolarisORV"



DOMINATE ANY ENVIRONMENT

PRO ARMOR[®]
WHEELS & TIRES



SEE P. 52

TIRE: **MUD XC**

WHEEL: **SHACKLE MATTE BLACK**

POLARIS

MY20 RGR APP CAN • 9931022

DEC '19

Unless noted, trademarks are the property of Polaris Industries Inc. 509[®] is a registered trademark of Teton Outfitters, LLC. Apple[®] and App Store[®] are registered trademarks of Apple Inc. BatteryMinder[®] is a registered trademark of VDC Electronics Inc. Bluetooth[®] is a registered trademark of Bluetooth SIG, Inc. Browning[®] is a registered trademark of Browning Corporation. Caliber[®] is a trademark of Caliber, Inc. Can-Am[®] and Defender[™] are trademarks of Bombardier Recreational Products Inc. Carhartt[®] is a registered trademark of Carhartt, Inc. CDDCORE[®] is a registered trademark of Tempnology LLC. Fidlock[®] is a registered trademark of Fidlock GmbH. FOX[®] is a registered trademark of Fox Factory Inc. Google Play[®] is a registered trademark of Google, Inc. High Lifter[™] is a trademark of High Lifter Products, Inc. Homelink[®] is a registered trademark of Johnson Controls Technology Inc. Honda[®] and Pioneer[®] are registered trademarks of Honda Motor Company, Ltd. Mathews[®] is a registered trademark of MCP IP. MB Quart[®] is a registered trademark of Maxxsonics USA Inc. MTX[®] is a registered trademark of Mitek Corporation. OGIO[®] is a registered trademark of Ogio International, Inc. Otter[®] is a registered trademark of Otter Outdoors, LLC. REALTREE XTRA[®] is a registered trademark of Jordan Outdoor Enterprises, Ltd. Rigid[®] is a registered trademark of Rigid Hitch, Inc. SeatSaver[®] is a registered trademark of Prince Lionheart, Inc. Tiger Drylac[®] is a registered trademark of Tiger Coatings GmbH & Co. KG. Walker Evans[®] is a registered trademark of Walker Evans Enterprises Corp. Yeti[®] is a registered trademark of Yeti Coolers, LLC. YKK[®] is a registered trademark of YKK Corporation. YouTube[®] is a registered trademark of Google Inc. Prices, Fitment and Availability are subject to change at any time. Copyright © 2019 Polaris Industries Inc. All rights reserved.