



# POLARIS ***RANGER***



**POLARIS**

**2026**

ENGLISH VERSION



TOUGH  
DOESN'T  
QUIT

When we say we put our machines to the test, we mean it. That's why we were the first in the industry to introduce a STEELDRIVE transmission, increased the towing capacity to 3,500lbs, and upped the bed payload to 1,500lbs. You don't stop at good enough and neither will we, because tough doesn't quit.

PAYLOAD TEST // RANGER XD 1500

POLARIS PROVING GROUNDS



2026 LINEUP

SEE THE FULL LINEUP AT POLARIS.COM/RANGER

2025 RANGER XD 1500

P. 32



2024 RANGER XD 1500  
PREMIUM



RANGER XD 1500  
NORTHSTAR PREMIUM



RANGER CREW XD 1500  
NORTHSTAR PREMIUM



RANGER XD 1500  
NORTHSTAR ULTIMATE



RANGER CREW XD 1500  
NORTHSTAR ULTIMATE

1000 / XP 1000 / XP KINETIC

P. 48



RANGER 1000



RANGER CREW 1000



RANGER 1000 EPS



RANGER 1000 PREMIUM



RANGER CREW 1000 PREMIUM



RANGER XP 1000 PREMIUM



RANGER CREW  
XP 1000 PREMIUM



RANGER XP 1000  
NORTHSTAR PREMIUM



RANGER CREW XP 1000  
NORTHSTAR PREMIUM



RANGER XP 1000  
NORTHSTAR ULTIMATE



RANGER CREW XP 1000  
NORTHSTAR ULTIMATE



RANGER XP 1000  
TEXAS EDITION



RANGER CREW XP 1000  
TEXAS EDITION



RANGER XP 1000  
NORTHSTAR TEXAS EDITION



RANGER CREW XP 1000  
NORTHSTAR TEXAS EDITION



RANGER XP 1000  
NORTHSTAR  
TRAIL BOSS EDITION



RANGER CREW XP 1000  
NORTHSTAR  
TRAIL BOSS EDITION



2024 RANGER XP  
KINETIC PREMIUM



2024 RANGER XP  
KINETIC ULTIMATE

SP 570

P. 76



RANGER SP 570



RANGER CREW SP 570



RANGER SP 570 PREMIUM



RANGER CREW SP 570 PREMIUM



RANGER SP 570  
NORTHSTAR EDITION



RANGER CREW SP 570  
NORTHSTAR EDITION

500

P. 92



RANGER 500

YOUTH

P. 98



RANGER SP 570  
NORTHSTAR EDITION



RANGER CREW SP 570  
NORTHSTAR EDITION



RANGER 150 EFI

04 2026 OVERVIEW

- 06 RANGER MODELS
- 22 NORTHSTAR EDITION
- 24 RIDE COMMAND
- 26 POLARIS ENGINEERED PARTS & ACCESSORIES

ACCESSORIES & MAINTENANCE

- 32 XD 1500
- 48 1000 / XP 1000 / XP KINETIC
- 76 SP 570
- 92 RANGER 500
- 98 YOUTH

COMMON ACCESSORIES

- 100 WINCHES
- 102 PLOWS
- 106 LIGHTING
- 108 CONNECTED TECHNOLOGY
- 110 ELECTRICAL ACCESSORIES
- 113 TRACKS
- 114 HUNT
- 116 COOLERS
- 118 WHEELS & TIRES
- 126 TIRE SEALANT & TRAILERING

MAINTENANCE & GARAGE

- 128 OIL & LUBRICANTS
- 130 GARAGE ACCESSORIES
- 132 BATTERY CHARGERS & SERVICE PARTS
- 134 HEAVY DUTY PARTS

APPAREL

- 137 RANGER APPAREL & MERCHANDISE
- 137 RANGE COLLECTION
- 138 CASUALWEAR & HATS
- 139 HELMETS & GOGGLES

140 2026 LINEUP & SPECIFICATIONS



# ***RANGER***

# **HARDEST WORKING. SMOOTHEST RIDING.**

Make the most of your workday with RANGER, our most capable UTV. Get more done with the ultimate blend of capability, comfort, and durability, plus have more fun on the trail when the work's complete.



## **CAPABILITY**

**WORK SMARTER, NOT HARDER** | Get more done with on-demand all-wheel drive that provides instant traction and powerful hauling and towing for your toughest jobs.



## **COMFORT**

**KEEP THE OUTDOORS OUTSIDE** | Whatever you do, enjoy it in any weather with enclosed cab options, seating for up to six, and accessories designed for rain or shine.



## **DURABILITY**

**TACKLE THE TOUGH STUFF** | RANGER is built to be durable enough for any job, available with full underbody skid plate, massive front bumper, plus the assurance of a 2-year limited warranty.\*

\*Terms and conditions apply. See dealer for details.

BACKED BY A  
**2** YEAR  
LIMITED  
WARRANTY



# RANGER

## EXTREME DUTY MODELS

A CLASS OF  
**ITS OWN**

## RANGER XD 1500 NORTHSTAR EDITION

**EXTREME DUTY. EXTREME COMFORT.** RANGER XD 1500 NorthStar delivers extreme comfort with the most spacious, premium, and refined cab we've ever built. Available in 3-seat and 6-seat.

### CAPABILITY

ProStar 1500cc engine delivering 110 HP / 105 lb.-ft torque for industry-leading power

Get more done with an impressive 3,500 lb. towing and 1,500 lb. box capacity

30" Kenda® Cross Trail tires with industry-leading 15" of ground clearance for confident riding and handling

Factory-installed Pro Series 6,000 lb. winch with Rapid Rope Recovery to get the job done efficiently

### DURABILITY

One piece, high-strength, heavy duty steel chassis for added durability

Industry-exclusive STEELDRIVE transmission offers smooth, precise control and added strength

### COMFORT

Cab system seals and protects from the elements

Upgraded heating and air conditioning for complete climate control

Heated contoured seats with back bolsters for the long hauls\*

Available 7" Display powered by RIDE COMMAND for easy GPS navigation\*

Stay connected and informed with RIDE COMMAND+ vehicle information sharing, control, and connectivity\*

JBL® audio for immersive sound\*

\*Available on RANGER XD 1500 NorthStar Ultimate



RANGER XD 1500  
NORTHSTAR  
PREMIUM



RANGER CREW XD 1500  
NORTHSTAR  
ULTIMATE



### MAKE IT TRULY YOURS

Choose from a variety of tested and trusted Polaris Engineered accessories to customize your RANGER for how you ride.

SCAN TO LEARN MORE



# RANGER

FULL-SIZE MODELS

## THE EVERYDAY WORKHORSE

### RANGER 1000

**UP FOR THE TASK.** Make your days count with RANGER 1000. Its powerful engine delivers class-leading hauling and towing to boost efficiency on the job. Available in 3-seat and 6-seat.

#### COMFORT

Ride comfortably thanks to a tilt steering wheel and plush seat cushions

Factory-installed roof offers coverage from the elements\*

Simplified cab nets offer one-hand operation for easier entry and exit

#### CAPABILITY

61 HP ProStar engine delivers smooth, quiet power

Overcome rocky terrain with up to 12.5" of ground clearance

Get more done with 2,500 lb. towing capacity and 1,000 lb. box capacity

Factory-installed 4,500 lb. winch with synthetic rope, autostop, and wireless remote to make light of heavy work\*

\*Available on RANGER 1000 Premium

#### DURABILITY

Gen 2 Transmission reduces shift effort by up to 50% for a consistent feel

Take on rugged terrain with available full-body skid plate, front bumper, and CV guards

Built to last with one-piece chassis and beefed up front drive



RANGER 1000  
PREMIUM



RANGER CREW 1000



#### MAKE IT TRULY YOURS

Choose from a variety of tested and trusted Polaris Engineered accessories to customize your RANGER for how you ride.

SCAN TO LEARN MORE



# RANGER

FULL-SIZE MODELS

## TASK TO TRAIL VERSATILITY

### RANGER XP 1000 NORTHSTAR EDITION

**POWER THROUGH TASKS AND TRAILS IN ANY WEATHER.** The performance of a RANGER XP 1000, with a full cab system and factory-installed heating and air conditioning. Available in 3-seat and 6-seat.

#### COMFORT

Enclosed cab system offers tight sealing protection from the elements

Heat and air conditioning for all-season comfort

Available 7" Display powered by RIDE COMMAND for easy GPS navigation\*

JBL® audio for immersive sound\*

\*Available on RANGER XP 1000 NorthStar Ultimate

#### CAPABILITY

82 HP ProStar engine to put more power to tasks and trails

Class-leading 1,000 lb. box capacity and 2,500 lb. towing capacity to get more done in fewer trips

14" of ground clearance to overcome tough terrain

3-position throttle control with Performance, Standard, and Work drive modes for specific use case scenarios

Factory-installed 4,500 lb. winch to pull through the unexpected

#### DURABILITY

Gen 2 Transmission reduces shift effort by up to 50% for a consistent feel

Rigid one-piece chassis, redesigned front end with larger front bumper, and a full-body skid plate for added strength

29" 8-ply Pro Armor X-Terrain tires provide enhanced puncture resistance



RANGER XP 1000  
NORTHSTAR  
PREMIUM



RANGER CREW  
XP 1000 NORTHSTAR  
ULTIMATE

### RANGER XP 1000

**POWER THROUGH TASKS AND TRAILS.** RANGER XP 1000 delivers sportier performance on the trail and more productivity on the job. Available in 3-seat and 6-seat.

#### COMFORT

Factory-installed roof for added coverage and redesigned cab nets for easier entry and exit

LED headlights for enhanced illumination in early mornings or late-night tasks

Easy-to-access, in-cab and underseat storage plus a USB charging port for electronics

Contoured seats with back bolsters provide support in rough terrain

#### CAPABILITY

82 HP ProStar engine to put more power to tasks and trails

Class-leading 1,000 lb. box capacity and 2,500 lb. towing capacity to get more done in fewer trips

14" of ground clearance to overcome tough terrain

3-position throttle control with Performance, Standard, and Work drive modes for specific use case scenarios

Factory-installed 4,500 lb. winch to pull through the unexpected

#### DURABILITY

Gen 2 Transmission reduces shift effort by up to 50% for a consistent feel

Rigid one-piece chassis, redesigned front end with larger front bumper, and a full-body skid plate for added strength

29" 8-ply Pro Armor X-Terrain tires provide enhanced puncture resistance



RANGER XP 1000  
PREMIUM



RANGER CREW XP 1000  
PREMIUM



#### MAKE IT TRULY YOURS

Choose from a variety of tested and trusted Polaris Engineered accessories to customize your RANGER for how you ride.

SCAN TO LEARN MORE



# RANGER

SPECIAL EDITION AND  
ELECTRIC MODELS

## RANGER XP 1000 SPECIAL EDITIONS

**PURPOSE-BUILT MODELS.** Built from the tried-and-true RANGER XP 1000, our special editions are enhanced for comfort and capability for specific use cases.

### RANGER XP 1000 NORTHSTAR TRAIL BOSS EDITION

Enclosed cab system to keep the elements out  
Heat and air conditioning for all-season comfort  
Active Descent Control for greater control in downhill terrain  
Self-leveling rear suspension for a smooth ride, even when fully loaded  
7" Display powered by RIDE COMMAND for easy GPS navigation  
Stay connected and informed with RIDE COMMAND+ vehicle information sharing, control, and connectivity  
Available in 3-seat and 6-seat



### RANGER CREW XP 1000 NORTHSTAR TEXAS EDITION

Enclosed cab system to keep the elements out  
Heat and air conditioning for all-season comfort  
7" Display powered by RIDE COMMAND for easy GPS navigation  
JBL® audio for immersive sound  
Exclusive Texas Edition badging and paint  
Available in 6-seat



### RANGER CREW XP 1000 TEXAS EDITION

High-clearance arched A-Arms with 14" ground clearance to overcome rough terrain  
4,500 lb. winch to get the job done  
29" 8-ply Pro Armor X-Terrain tires provide enhanced puncture resistance and durability  
Exclusive Texas Edition badging and paint  
Available in 6-seat



## 2024 RANGER XP KINETIC

**THE POWER TO DO MORE.** The RANGER XP Kinetic provides the power to do more with uncompromised capability, unrivaled durability, and the refined performance of an all-electric powertrain. Available in 3-seat only.

### CAPABILITY

110 HP electric motor and 140 lb.-ft. torque for effortless hauling and towing  
1,250 lb. box capacity and 2,500 lb. towing to get more done in fewer trips  
14" ground clearance to handle rough terrain with ease  
Optimize power for the task at hand with three drive modes: Eco+, Standard, and Sport



2024 RANGER XP KINETIC  
ULTIMATE

### DURABILITY

Backed by a 2-year limited warranty plus 5-year battery coverage for added assurance\*  
Enjoy more uptime as maintenance costs are estimated to be 70% less than the average for similar gas-powered vehicles\*\*  
A rigid one-piece chassis, full-body skid plate and large front bumper are ready to face rough terrain



2024 RANGER XP KINETIC  
PREMIUM

### COMFORT

Clean, quiet operation for easy conversation and stealthy trips to hunting spots  
Convenient interior storage with dual glove boxes and under-seat storage  
7" Display powered by RIDE COMMAND for easy GPS navigation\*\*\*  
Stay connected and informed with RIDE COMMAND+ vehicle information sharing, control, and connectivity

\*Terms and conditions apply. See dealer for details.

\*\*Manufacturer estimate based on average scheduled maintenance costs over the course of a 5-year timeframe.

\*\*\*Available on 2024 RANGER XP Kinetic Ultimate



### MAKE IT TRULY YOURS

Choose from a variety of tested and trusted Polaris Engineered accessories to customize your RANGER for how you ride.

SCAN TO LEARN MORE



# RANGER MID-SIZE MODELS

GET MORE DONE.  
**HAVE MORE FUN.**

## RANGER SP 570 NORTHSTAR

**WORK AND PLAY IN COMFORT.** The RANGER SP 570 NorthStar brings more comfort with a fully enclosed heated cab, so you can stay comfortable from the trails to tasks around the property. Available in 2-seat and 4-seat.

### FUN TO RIDE

Enclosed cab system offers sealing from rain, dust, and reduces noise for a more comfortable ride  
Factory-installed heat for added comfort in the cold  
10.5" ground clearance to get over tough terrain  
LED headlights for enhanced lighting during low light situations

### GREAT FOR WORK

44 HP ProStar engine for smooth power  
500 lb. dump box and 1,500 lb. towing for heavier hauls  
AWD for instant traction in tough terrain  
VersaTrac Turf Mode to alleviate wear and tear on lawns

### PERFECT FIT

Compact 58" width to navigate tighter trails  
Tighter turning radius to maneuver small spaces  
Longer service intervals means more uptime for work and play



RANGER SP 570  
NORTHSTAR



RANGER CREW SP 570  
NORTHSTAR

## RANGER SP 570

**DESIGNED FOR WORK AND PLAY.** When there's work to be done, RANGER SP 570 makes hauling and towing fast and easy with class-leading capability. When it's time for fun, it offers a smooth ride and handling's a breeze. Available in 2-seat and 4-seat.

### FUN TO RIDE

9" front / 10" rear suspension travel for a smooth, comfortable ride  
Class-leading 11" ground clearance to overcome rocks and ruts on the trail  
LED headlights for enhanced lighting during low-light conditions\*

\*Available on RANGER SP 570 Premium

### GREAT FOR WORK

44 HP ProStar engine for more power  
500 lb. dump box and 1,500 lb. towing for heavier hauls  
AWD for instant traction in tough terrain  
VersaTrac Turf Mode to alleviate wear and tear on lawns

### PERFECT FIT

Compact 56" width to navigate tighter trails  
Tighter turning radius to maneuver small spaces  
Longer service intervals means more uptime for work and play



RANGER SP 570  
PREMIUM



RANGER CREW SP 570



### MAKE IT TRULY YOURS

Choose from a variety of tested and trusted Polaris Engineered accessories to customize your RANGER for how you ride.

SCAN TO LEARN MORE



# RANGER

## MID-SIZE MODELS

RIGHT TOOL.  
**RIGHT PRICE.**

## RANGER 500

**MAKE WORK PART OF THE REWARD.** With work-ready features like a dump box, factory-installed winch and more, this vehicle is the smart choice for those looking to take on to-dos without breaking the bank.

### MAKES WORK EASIER

#### DUMP BOX

Make fewer trips with the gas-assist dump box. It can haul up to 300 lbs., approximately 10 bags of dry mulch.\*

#### TOWING

Save time and energy on property tasks. Plus, a standard 2" hitch receiver easily handles heavy loads—enabling you to transport heavy landscaping materials or large brush/branches more efficiently.

#### WINCH

Clear fallen trees and remove stumps with the pulling power of a factory-installed 2,500-lb. winch.

#### POWER

A 28-HP engine delivers the right amount of power for a smooth, controlled ride, helping you work more efficiently.

### EASY TO USE

#### COMPACT WIDTH

Conveniently store and easily navigate small spaces with a narrow 56" width.

#### USER-FRIENDLY CONTROLS

Get in and go with simple, intuitive controls. Responsive on-demand all-wheel drive (AWD) automatically engages all four wheels when traction loss is detected to keep you on the move.

#### INTERIOR STORAGE

Grab what you need, when you need it. Convenient interior storage makes it easy to bring and access essentials—such as your phone, beverages and small tools.

#### LED HEADLIGHTS

Work when it's convenient thanks to LED headlights, providing better visibility than halogens in low-light conditions.

#### ROOF

Stay comfortable on long days with a factory-installed roof, offering shade from the sun and protection from brush.

### EASY TO OWN

#### HASSLE-FREE MAINTENANCE

DIY maintenance is easy with convenient access to oil, the air filter and other components.

#### ON-DEMAND RESOURCES

Have questions about your vehicle? Access our comprehensive online library of owner resources for quick answers—whenever, wherever. Need more help? Easily connect with our product experts via chat or phone.

#### DEALER NETWORK

Conveniently access vehicle care and service at over 1,000 dealers nationwide. Use our Dealer Locator to find one near you.

#### WARRANTY

Ride with peace of mind thanks to a 1-year warranty.

### STANDARD FEATURES

28 HP Prostar Engine  
10" Ground Clearance  
25" Tires  
1,500 lbs. Towing Capacity  
300 lb Box Capacity  
Roof  
LED Headlights  
2,500 lb winch with wired remote  
Steel Front Bumper



### MAKE IT TRULY YOURS

Choose from a variety of tested and trusted Polaris Engineered accessories to customize your RANGER for how you ride.

SCAN TO LEARN MORE



YOUTH SIDE-BY-SIDES & ATVs

# INSPIRE CONFIDENCE OFF-ROAD



Empower child riders to take their own off-road adventures with youth vehicles built for comfort and control. Our kids' off-road lineup features small ATVs, quads, 4-wheelers and side-by-sides designed for a range of children's ages and experience levels—all with industry-leading safety features.



### SAFETY FEATURES PARENTS LOVE

**SAFE AND SOUND** | Enjoy peace of mind knowing that Polaris youth models come with industry-leading safety features designed to build a solid foundation for the next generation of riders.



### KID-FRIENDLY PERFORMANCE

**HAVE A DAY** | Kids can confidently tackle adventures thanks to age-appropriate ergonomics, capable suspension and plenty of ground clearance to clear obstacles.



### GROW WITH POLARIS

**RIDE EARLY. RIDE OFTEN.** | We build confidence-inspiring youth model ATVs and side-by-sides. We offer ATVs made for riders ages 6+, 10+, 14+ and side-by-sides for riders aged 10+.





YOUTH SIDE-BY-SIDES & ATVs

KID-FRIENDLY  
PERFORMANCE

RZR 200 EFI

**SXS PERFORMANCE FOR THE NEXT GENERATION.** Give kids RZR performance and empower them while fostering a love for outdoors with leading safety technology parents will appreciate like Helmet Aware, kid-friendly performance and power that grows with them. The RZR 200 is made for riders ages 10+ with adult supervision.

RZR 200 EFI

- 180cc 4-stroke single cylinder engine
- 10" ground clearance
- 24" tires
- 48" wide
- Age: 10+



2025 RANGER 150 EFI

**SXS CAPABILITY FOR THE NEXT GENERATION.** Introduce kids to legendary RANGER ride and handling with adaptable power that can grow with them. It's equipped with leading safety features like Helmet Aware Technology and Youth Ride Control for parents' peace of mind. RANGER 150 EFI is made for riders 10+ with adult supervision.

2025 RANGER 150 EFI

- 150cc 4-stroke single cylinder engine
- 8" ground clearance
- 22" tires
- 48" wide
- Age: 10+



PHOENIX 200

**PERFORMANCE FOR BIGGER ADVENTURES.** Inspiring confidence off-road. Perfect way to introduce young riders to riding the trails. Ages 14+ with adult supervision.

PHOENIX 200

- 196cc 4-stroke single cylinder engine
- 7" of front and 6.5" of rear suspension travel
- 21" front and 20" rear tires for traction & stability
- Adjustable Speed Limiter
- Safety Whip Flag
- Age: 14+



SPORTSMAN 110 EFI, OUTLAW 110 EFI, & 2025 OUTLAW 70 EFI

**INSPIRING CONFIDENCE OFF ROAD.** The Sportsman and Outlaw Youth ATVs are perfect to introduce young riders to riding the trails. The Sportsman 110 and Outlaw 110 models are made for riders ages 10+ with adult supervision, while the Outlaw 70 is for riders age 6+.

SPORTSMAN 110 EFI

- 112cc 4-stroke single cylinder engine
- 3.5" ground clearance
- 36.75" wide
- Age: 10+

OUTLAW 110 EFI

- 112cc 4-stroke single cylinder engine
- 3.5" ground clearance
- 36.75" wide
- Age: 10+

2025 OUTLAW 70 EFI

- 70cc 4-stroke single cylinder engine
- 4" ground clearance
- 35.5" wide
- Age: 6+





# RANGER XD 1500 / XP 1000 / SP 570 NORTHSTAR

## OFF-ROAD CLIMATE CONTROL

Be in control of your comfort with available heat, air conditioning, and more. Polaris RANGER NorthStar Editions help you finish whatever task you set out to do, no matter the elements. Take your NorthStar to the next level with hundreds of accessories to choose from based on your riding needs.



### UPGRADE YOUR NORTHSTAR RANGER XD 1500 / XP 1000 / SP 570

You've got the essentials straight from the factory—but why stop there? Get the most out of your NorthStar with additional Polaris Engineered accessories to fit your riding needs. Add the OWNER ESSENTIALS for top-selling accessories or UTILITY to optimize for the toughest outdoor jobs. Or, pick and choose your favorite accessories to make it your own.



#### XD 1500 NORTHSTAR ULTIMATE COMES STANDARD WITH:

- Enclosed Cab with Locking Doors and Power Windows
- Heating & Air Conditioning System
- 7" Display Powered by RIDE COMMAND and RIDE COMMAND+ Technology
- JBL® Trail Pro 2000 Audio Kit
- Full Glass Tip-Out Windshield with Wiper/Washer System
- Power Window Doors
- 6,000 LB Winch with Auto-Stop
- Sport Roof with Premium Liner & Dome Light
- Lock & Ride Glass Panel
- LED Headlights
- Auxiliary Lights – Front Bumper
- 30" Tires
- Heated Seats

PREMIUM TRIM ALSO AVAILABLE







#### XP 1000 NORTHSTAR ULTIMATE COMES STANDARD WITH:

- Enclosed Cab with Locking Doors and Power Windows
- Heating & Air Conditioning System
- 7" Display Powered by RIDE COMMAND
- JBL® Trail Pro 2000 Audio Kit
- Full Glass Tip-Out Windshield with Wiper/Washer System
- Power Window Doors
- 4,500 LB Winch with Auto-Stop
- Sport Roof with Premium Liner & Dome Light
- Lock & Ride Glass Rear Panel
- LED Headlights
- 29" Tires

PREMIUM TRIM ALSO AVAILABLE

#### SP 570 NORTHSTAR COMES STANDARD WITH:

- Glass Windshield with Wiper/Washer System
- Enclosed Cab
- Heating System
- Premium Manual Crank Window Doors
- 3,500 LB Winch with Auto-Stop
- Sport Roof with Premium Liner
- Lock & Ride Glass Rear Panel

MUST HAVES	PRODUCT	XD 1500	XP 1000	SP 570
	Front Bumper	2884872 P. 35	2890232 P. 62	2885084 P. 89
	Rear Bumper	2884876 P. 35	2882529 P. 62	2885087 P. 89
	Front Hood Storage Rack	2884878 P. 42	2890583 P. 68	2885088 P.88
	Storage Box	 2889108 P. 42	 2883279 P. 71	 2889199 P. 88
	Polaris PULSE Wiring Harness – 1 Light Bar	2889686 P. 112 2889738 P. 112	2883230 P. 112	2889161 P.112
	Pro Armor 33" – Combo LED Light Bar	2889791 P. 107		
UTILITY	Side View Mirrors – Door Mounted	2889862 P. 36	2889241 P. 59	2889241 P.86
	Bed Extender	 2889109 P. 42	 2882752 P. 68	 2889183 P. 88
	Box Lift	2889768 P. 43	2884141 P. 70	N/A



# OFF ROAD, IN TOUCH

## POLARIS RIDECOMMAND

### ENHANCE YOUR RIDE

Take your ride to the next level with RIDE COMMAND. Whether you're tackling tasks or cruising through your property, RIDE COMMAND helps you work smarter and ride with confidence. Access GPS navigation, customizable gauges, public and private land info, and more—right from your 7" Display, the free Polaris app, or the RIDE COMMAND website. And the best part? It all works even without cell service, so you're ready for whatever comes next.

## POLARIS RIDECOMMAND+

### PLUS UP OWNERSHIP

Stay connected and in control with RIDE COMMAND+. This premium upgrade gives you added peace of mind by putting key vehicle insights right at your fingertips. Through the Polaris app, you can check your vehicle's health, monitor maintenance, identify vehicle issues that may arise, and more. It's the smarter way to make sure your ride is ready when you are.



#### VEHICLE HEALTH

Remotely monitor battery life, fuel level, oil change status, and more.



#### ISSUE DIAGNOSTICS


Stay proactive in your upkeep and avoid unexpected downtime.



#### MAINTENANCE REMINDERS

Stay on top of routine maintenance and remain confident you haven't missed anything important.





## PARTS AND ACCESSORIES DESIGNED TO FIT YOUR RANGER

**DESIGNED**

by the people who designed your vehicle.

**TESTED**

in the field so you ride with 100% confidence.

**TRUSTED**

70 years in the business. The #1 name in off-road.

ACCESSORIES BACKED BY A



WARRANTY

KEEP YOUR  
**STANDARDS HIGH.**  
WE DO.



**WE HOLD OUR PARTNERS TO THE SAME STANDARDS**

Sharing an outdoor adventure with a companion or two gives your experience its very own energy. When we meet another brand that builds and tests their products with the same rigor as we do, a kinship forms. So we give them an exclusive partner badge and invite them along for the ride. It's another way we bring you the best options for customizing your Polaris vehicle without compromise. How better to send you and your crew out into the world?





# PURPOSE-BUILT

## FOR CAPABILITY, STRENGTH, AND COMFORT

The RANGER XD 1500 introduces an entirely new class of extreme duty side-by-side and purpose-built accessories. Take on the most demanding jobs with the industry's strongest, most capable UTV with the most customizable and intuitive accessory system on the market.



## NEXT-LEVEL COMFORT

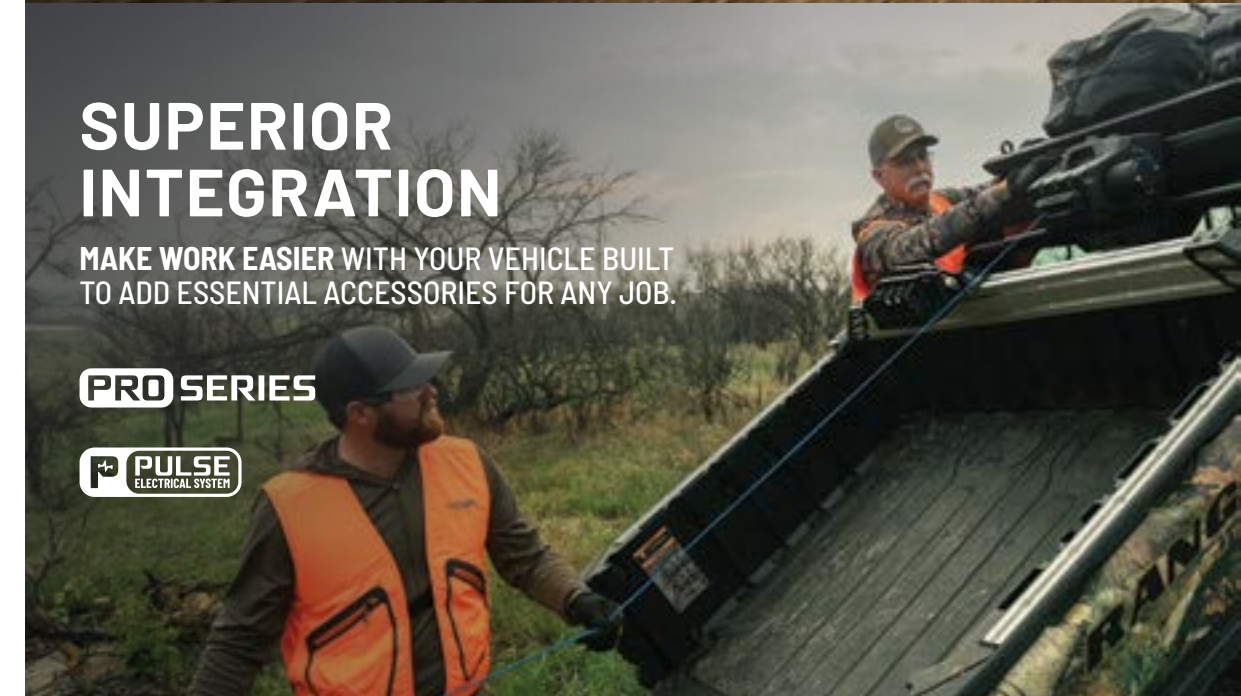
LEVERAGE THE FULL CAPABILITIES OF YOUR MACHINE YEAR-ROUND.



## SUPERIOR INTEGRATION

MAKE WORK EASIER WITH YOUR VEHICLE BUILT TO ADD ESSENTIAL ACCESSORIES FOR ANY JOB.

**PRO SERIES**



## DO MORE

TACKLE ANY JOB AND LEAVE NOTHING BEHIND.





# ENHANCE YOUR RIDE WITH INTEGRATED ACCESSORIES

## SUPERIOR INTEGRATION



### PLUG AND PLAY ELECTRICAL

A revolution in electrical accessory integration, the Polaris PULSE Electrical System allows for a simple plug and play approach for adding power to Polaris Engineered Accessories.

## PRO SERIES

### INTEGRATED PRE-WIRED WINCH MOUNT

Designated mounting points and pre-wired connectors provide a perfect fit and the strongest place to attach the Polaris Engineered winch—the most dependable winch for your RANGER. With wiring built right into the vehicle, we made this the easiest RANGER winch to install.


### INTEGRATED PLOW MOUNT\*

The attachment points for the plow system are integrated right at the factory and feature an innovative drive-up and go installation process.

\*Integrated plow mount not included on RANGER SP 570 non-Premium/non-NorthStar models

P. 102

**RANGER IS A TRUSTED AND CAPABLE WORK PARTNER.** Developed and tested along with the vehicle, Polaris Engineered Accessories are designed for seamless integration and simple installation to get more done, year-round.



## DO MORE



### VERSATILITY

Lock & Ride mounting locations allow for limitless customization to let you work the way you want.

**RANGER 1000 / XP 1000 / XP KINETIC** P. 54  
**RANGER SP 570** P. 84



### ADAPTABLE STORAGE SOLUTIONS FOR YOUR XD 1500

The next generation of the Polaris Lock & Ride platform brings with it an entirely new system of purpose-built accessories and attachments. This means you can go further, push harder and do more than ever before.

**XD 1500** P. 41

## BRING IT ALL. BRING IT ON.\*



### STORAGE VERSATILITY

Rhino-Rack® roof rack and bed rack solutions offer 40% more storage capacity so you never have to leave tools or gear behind.

**XD 1500** P. 44  
**RANGER 1000 / XP 1000 / XP KINETIC** P. 66

\*Always read and follow the owner's manual and on-vehicle labels for prohibited items.



## NEXT-LEVEL COMFORT

### OUR BEST SEALING CAB

With the profile channels engineered into the roll cage, body plastics molded to seal and cab accessories designed to keep the elements out, the cab system offers a new level of interior comfort.

**RANGER 1000 / XP 1000 / XP KINETIC** P. 52  
**RANGER SP 570** P. 82



# CUSTOMIZE YOUR RANGER

## OWNER ESSENTIALS PACKAGE

SCAN TO SHOP  
THIS PACKAGE




- 2884872


Upper Front Bumper P. 35
- 2884876

Rear Bumper P. 35
- 2889862

Door-Mounted Side View Mirrors P. 36
- 2890571

Sun Visor P. 36
- 2889108

 Storage Box P. 42




## HUNT PACKAGE


SCAN TO SHOP  
THIS PACKAGE



- 2884872

Upper Front Bumper P. 35
- 2889800

 Cross Bed Rail P. 42
- 2884878

 Front Hood Storage Rack P. 42
- 2889666

Rear Headache Rack - Winch Ready P. 42
- 2889698

1,000 LB Rear Cargo Box Winch P. 43
- 2889931

Kolpin Stronghold Gun Mounting Bracket P. 43
- 2884299

RIGID® SR-Series 32" Combo LED Light Bar P. 107
- 2882036

Kolpin Stronghold Gun Boot XL P. 114


## RANCH PACKAGE

SCAN TO SHOP  
THIS PACKAGE





- 2884872

Upper Front Bumper P. 35
- 2884878

 Front Hood Storage Rack P. 42
- 2889666

Rear Headache Rack - Winch Ready P. 42
- 2889847

 Modular Cargo System (MCS) P. 42
- 2889846

 MCS Tool Rack P. 42
- 2884299

RIGID® SR-Series 32" Combo LED Light Bar P. 107
- 2889930

Cast Light Bar Mount P. 107
- 2889738


PULSE Light Bar Harness - Dash Switched P. 112


## FARM PACKAGE

SCAN TO SHOP  
THIS PACKAGE




- 2884878

 Front Hood Storage Rack P. 42
- 2889108

 Storage Box P. 42
- 2889666

Rear Headache Rack - Winch Ready P. 42
- 2889109

 Bed Extender P. 42
- 2889791

Pro Armor 33" Single-Row Combo LED Light Bar P. 107



# WINDSHIELD UPGRADE

FOR NORTHSTAR PREMIUM MODELS

# PROTECTION

## POLARIS ENGINEERED ADVANTAGES



REVOLUTIONARY  
INSTALLATION



AIRTIGHT  
GASKET SEAL



MULTI-FUNCTION  
FEATURES



### TIP-OUT GLASS WINDSHIELD UPGRADE KIT

- Components needed to convert a fixed glass windshield into a tip-out windshield
- Includes center handle, base, gas struts and hardware
- Windshield not included

» 2889085

XD 1500 '24-26, CREW XD 1500 '24-26

REQUIRES FIXED WINDSHIELD (2889086), SOLD SEPARATELY  
NOT COMPATIBLE WITH HARD COAT POLY WINDSHIELDS



### UPPER FRONT BUMPER

- 1.75" tube steel construction
- Protects the front of your ride, including your headlights
- Mounts by bolting onto the stock front bumper
- Does not impede the headlights or winch and plow attachments
- Scratch-resistant, black powder-coated finish
- Used as attachment structure for hood rack

» 2884872

XD 1500 '24-26, CREW XD 1500 '24-26



### REAR BUMPER

- Built to take on the toughest terrain with dependable strength, safely protecting tailgate and taillights
- Mounted for rear clearance, your wheels can still move even when the cargo bed is tipped back fully
- Integrated mounting holes for easy installation
- Black powder-coated finish
- Compatible with tow hitches

» 2884876

XD 1500 '24-26, CREW XD 1500 '24-26



### ROCK SLIDERS WITH STEP

- The sturdy, steel construction includes a black e-coat and a durable, black powder-coated finish
- Easily get into the vehicle, and remove mud from footwear with an integrated boot scraper
- Easily installs with integrated mounting locations directly on the frame, instead of underneath, for maximum ground clearance

» 2-SEAT (SHOWN) • 2884874

XD 1500 '24-26

» CREW • 2884875

CREW XD 1500 '24-26



### FRONT BUMPER BULL BAR

- Steel upper hoop that attaches to stock bumper and adds additional protection to front of vehicle

» 2890855

XD 1500 '24-26, CREW XD 1500 '24-26



### SHACKLES - FULL COVERAGE BUMPER

- Bumper mounted tow hooks that can be used to secure vehicle to a trailer or used as an easy hook up point when towing an object

» 2890854

XD 1500 '24-26, CREW XD 1500 '24-26



### FRONT RECEIVER HITCH

- 2" front receiver allows attachment of a trailer hitch for easily backing trailers into tight locations
- Bolts to vehicle frame

» 2889657

XD 1500 '24-26, CREW XD 1500 '24-26



# CAB COMFORT & CONVENIENCE



### SIDE VIEW MIRRORS

- Fully adjustable to accommodate riders of all sizes and can fold in to prevent being struck

» **DOOR MOUNTED • 2889862**

XD 1500 '24-26, CREW XD 1500 '24-26  
REQUIRES FULL POWER DOORS OR GLASS/POLY WINDSHIELD, EACH SOLD SEPARATELY

» **ROPS-MOUNTED (SHOWN) • 2889099**

XD 1500 '24-26, CREW XD 1500 '24-26  
NOT COMPATIBLE WITH FULL POWER DOORS OR WINDSHIELDS



### CONVEX REARVIEW MIRROR

- Get a panoramic view of the trail and any obstacles behind your ORV
- Durable cast aluminum construction so the mirror stays attached through your roughest off-road adventures

» **2889096**

XD 1500 '24-26, CREW XD 1500 '24-26



### SUN VISOR

- Injection molded visor that flips down to reduce sun glare in early morning or at dusk
- Can be mounted on passenger or drivers side

» **2890571**

XD 1500 '24-26, CREW XD 1500 '24-26



### REAR WORK LIGHT

- Mounts to the back of your cab to fully illuminate the cargo box and surrounding area
- Includes mounting hardware
- Integrated into roof for a clean look

» **2889771**

XD 1500 '24-26, CREW XD 1500 '24-26  
PREMIUM MODELS REQUIRE OVERHEAD SWITCH PANEL (2890422) AND REAR PULSE KIT (PART NUMBERS VARY), EACH SOLD SEPARATELY



### AUXILIARY LIGHTS - FRONT BUMPER

- Bumper mounted accent lights provide additional front illumination
- Integrated into bumper pockets for a seamless fit
- Dash mounted switch

» **2889767**

XD 1500 '24-26, CREW XD 1500 '24-26



### PULSE KIT - ROOF MOUNTED

- Add additional electrical capacity to power all of your favorite Polaris accessories

» **3-SEAT • 2890262**

XD 1500 '24-26

» **CREW • 2890441**

CREW XD 1500 '24-26



### OVERHEAD SWITCH PANEL KIT

- Add up to 4 additional electrical accessory switches conveniently overhead with this roof-mounted upper switch panel

» **2890422**

XD 1500 '24-26, CREW XD 1500 '24-26



### HORN KIT

- Powered by the vehicle's own electrical power
- Strong blast will safely alert those nearby
- Includes horn, mounting hardware and actuator

» **2889098**

XD 1500 '24-26, CREW XD 1500 '24-26



### DOME LIGHT KIT

- Easy install LED dome light provides optimal visibility inside your cab
- Connects to front PULSE bar location

» **2889097**

XD 1500 '24-26, CREW XD 1500 '24-26



### DOME LIGHT - STANDALONE

- Dome light allows for in cab visibility in low light
- Standalone kit does not include harness
- Plugs directly into vehicle roof harness

» **2890423**

XD 1500 '24-26, CREW XD 1500 '24-26



WINCHES



AUDIO



WARRANTY



FEATURES & BENEFITS	PRO SERIES	STOCK ON MACHINE
<b>RAPID ROPE RECOVERY</b> Retrieve cable 5x as fast as standard mode on other Polaris winches. Get back to riding or complete your task quicker.	✓	NOT AVAILABLE
<b>AUTO STOP TECHNOLOGY</b> Auto Stop technology protects and extends the life of your winch by automatically stopping the winch at the end of pull to prevent over-spooling.	✓	ADD AUTO STOP UPGRADE + WIRELESS REMOTE 2890991 <small>SYNTHETIC ROPE REQUIRED</small>
<b>WIRELESS REMOTE</b> Operate your winch wirelessly from within 50 ft of the vehicle.		
<b>PREMIUM SYNTHETIC ROPE</b> Lightweight, extremely strong and flexible 50 ft long rope stands up to any tough job.	✓	✓
MODEL	6,000 LB	4,500 LB
XD 1500 '24-26 CREW XD 1500 '24-26	2889276	

UPGRADE YOUR CONTROLS

POWER CONTROLLER

- Control your winch and plow hydraulics directly from the shift knob

» 2889769

XD 1500 '24-26, CREW XD 1500 '24-26



REPLACEMENT PARTS

SYNTHETIC ROPE

» 6,000 LB  
2879188

» 4,500 LB  
2879187



JBL® has brought music to life in a way people can feel for over 70 years. From iconic concerts to the world's biggest sporting events, the award-winning sound has powered the world's most epic musicians, athletes and venues. Unleash the power of music so you can live life to the fullest wherever and whenever.


JBL® partnered with Polaris to create the highest performing audio system, specifically designed for RANGER. Purpose-built to stand up to any outdoor environment and to handle the toughest jobs.



JBL® TRAIL PRO 2000 AUDIO KIT

- 25 Watt x 4 channel internal amplifier
- 4.3" color TFT screen
- Bluetooth® 4.2 & USB input
- » 2889762
- AM/FM/WB tuner
- Two 50 Watt PEI tweeters
- Two 75 Watt 6.5" carbon fiber/polypropylene speakers

XD 1500 '24-26, CREW XD 1500 '24-26



JBL® TRAIL PRO 4200 AUDIO UPGRADE KIT

- Two 40 Watt 4" aluminum speakers
- 45 Watt x 4 channel amplifier
- Two 8" subwoofers with 300 Watt amplifier
- » 2889763

XD 1500 '24-26, CREW XD 1500 '24-26

REQUIRES JBL® TRAIL PRO 2000 AUDIO KIT (2889762) OR RIDE COMMAND, EACH SOLD SEPARATELY



# STORAGE SOLUTIONS FOR EVERY JOB

Equip your RANGER with Polaris Engineered storage accessories to pack all your essentials for every job. The versatile lineup includes all-new, easy-to-install patented Lock & Ride MAX accessories – like a Modular Cargo System (MCS), Spare Tire Carrier and Storage Box – that offer limitless ways to customize your vehicle's storage capabilities.



This vehicle features an accessory system built around the need for next level durability and adaptability.

Our next generation of Polaris Lock & Ride technology brings with it an entirely new system of purpose-built accessories and attachments. This means you can configure your vehicle for any job, work more efficiently and get more done than ever before.

With virtually endless configurations and no tools required, you have the freedom to easily reconfigure on the fly and spend more time getting the job done.



## HOW IT WORKS



1. Choose accessories



2. Position on the vehicle



3. Lock accessories into place



4. Reconfigure as needed



STORAGE



**LR MAX**  
**SPARE TIRE CARRIER**

- Attaches to bed rails or cross bed rail
- Allows user to securely carry a spare tire up to 32 inches in diameter

» 2889110  
XD 1500 '24-26, CREW XD 1500 '24-26



**REAR HEADACHE RACK - WINCH READY**

- Mounts to rear ROPs of vehicle
- Expanded metal screen allows rear visibility and protects rear panel from damage
- Used to mount rear mounted winch

» 2889666  
XD 1500 '24-26, CREW XD 1500 '24-26



**LR MAX**  
**MODULAR CARGO SYSTEM (MCS)**

- Overbed structure that bolts to Lock & Ride MAX rails and allows user to add the Tool Rack, Tool Extension, Rhino-Rack® Multi-Purpose Tool Holders and/or Kolpin Stronghold Auto Latch Mounts to offer additional storage solutions

» 2889847  
XD 1500 '24-26, CREW XD 1500 '24-26



**LR MAX**  
**CROSS BED RAIL**

- Provides additional mounting options with Lock & Ride MAX accessories
- Can be used as a divider in the vehicle bed
- Quick, toolless install with Lock & Ride MAX slide locks

» 2889800  
XD 1500 '24-26, CREW XD 1500 '24-26



**LR MAX**  
**STORAGE BOX**

- Attaches to bed rails with Lock & Ride MAX technology and can be positioned anywhere in the bed
- Large enough to hold helmets and other large items
- Dustproof and waterproof with 360" seals on all openings

» 2889108  
XD 1500 '24-26, CREW XD 1500 '24-26



**LR MAX**  
**MCS WINCH BRACKET**

- Accommodates rear winch clearance for use with Modular Cargo System (MCS)

» 2890893  
XD 1500 '24-26, CREW XD 1500 '24-26



**LR MAX**  
**BED EXTENDER**

- Add 30% more cargo space with the rear gate lowered and the extender installed

» 2889109  
XD 1500 '24-26, CREW XD 1500 '24-26



**FRONT HOOD STORAGE RACK**

- Durable, steel-constructed rack with powder-coated finish mounts across the hood for additional UTV storage, up to 100 lbs
- Helps protect your vehicle from brush and debris
- Easy installation with Lock & Ride technology
- Integrated side rails easily pivot to access the underhood

» 2884878  
XD 1500 '24-26, CREW XD 1500 '24-26  
REQUIRES UPPER FRONT BUMPER (2884872), SOLD SEPARATELY



**LR MAX**  
**MCS TOOL RACK**

- Attaches to Modular Cargo System (MCS) with Lock & Ride MAX attachments, providing ability to carry long handled equipment like shovels and rakes

» 2889846  
XD 1500 '24-26, CREW XD 1500 '24-26  
REQUIRES MODULAR CARGO SYSTEM (MCS) (2889847) AND RAILS - MCS/HEADACHE RACK (2890444), EACH SOLD SEPARATELY



**LR MAX**  
**RAILS - MCS/HEADACHE RACK**

- Additional accessory rails that can be attached to either the Headache Rack, or to the interior of the Modular Cargo System (MCS)

» 2890444  
XD 1500 '24-26, CREW XD 1500 '24-26  
REQUIRES MODULAR CARGO SYSTEM (MCS) (2889847) OR REAR HEADACHE RACK - WINCH READY (2889666), EACH SOLD SEPARATELY



**12V CARGO BOX POWER PORT**

- Power your tools or accessories to get the job done
- Dash mounted switch allows you to turn a sprayer or spreader on or off from the cab

» 2890857  
XD 1500 '24-26, CREW XD 1500 '24-26



**1,000 LB REAR CARGO BOX WINCH**

- 1,000 LB pull force winch that mounts to Rear Headache Rack (2889666), sold separately
- Allows for easy loading of big game or other large and heavy items in the bed

» 2889698  
XD 1500 '24-26, CREW XD 1500 '24-26



**KOLPIN OUTDOORS** COMING SEPTEMBER  
**DIAMOND PLATE ALUMINUM BEDSIDE SADDLE BOX**

- Lockable stainless steel latch
- Gasketed Lid to minimize dust & water
- Integrated mounting holes for quick mount/removal to vehicle bed side
- Durable 15-gauge diamond plate aluminum

» BOX • 53475  
MOUNTING KIT (98512) REQUIRED, SOLD SEPARATELY


» MOUNT (2 REQUIRED) • 98512  
XD 1500 '24-26, CREW XD 1500 '24-26  
NOT COMPATIBLE WITH BED RACK - 3-SEAT & CREW (2889236) OR 60 GALLON BOOMLESS UTILITY SPRAYER (2891271)



**MCS TOOL RACK EXTENSIONS**

- Attaches to Modular Cargo System (MCS) and allows user to carry hoses and other items

» 2889911  
XD 1500 '24-26, CREW XD 1500 '24-26  
REQUIRES MODULAR CARGO SYSTEM (MCS) (2889847) AND RAILS - MCS/HEADACHE RACK (2890444), EACH SOLD SEPARATELY



**CARGO BED MAT**

- Thick 0.2" molded poly mat looks good, protects the box, reduces unwanted drivetrain noise and keeps cargo more secure with a non-slip design

» 2889106  
XD 1500 '24-26, CREW XD 1500 '24-26



**LR MAX**  
**CHAINSAW MOUNT**

- Attaches to bed rails or cross bed rail and allows user to securely carry a chainsaw

» 2889105  
XD 1500 '24-26, CREW XD 1500 '24-26



**KOLPIN OUTDOORS**  
**ALUMINUM BED BOX**

- Lockable stainless steel latches accessible from driver & passenger sides
- Gasketed Lid to minimize dust & water
- Durable 15-gauge diamond plate aluminum

» BOX • 53470  
MOUNTING KIT (53507) REQUIRED, SOLD SEPARATELY

» MOUNT • 53507  
XD 1500 '24-26, CREW XD 1500 '24-26  
NOT COMPATIBLE WITH BED RACK - 3-SEAT & CREW (2889236), OR 60 GALLON BOOMLESS UTILITY SPRAYER (2891271)



**LR MAX**  
**STRONGHOLD GUN MOUNTING BRACKET**

- Allows user to attach any Kolpin Stronghold product

» 2889931  
XD 1500 '24-26, CREW XD 1500 '24-26



**REAR HYDRAULIC BED LIFT**

- Electric hydraulic bed lift allows for easy dumping of the bed, even when at full capacity
- Dash switch controlled

» 2889768  
XD 1500 '24-26, CREW XD 1500 '24-26



**KOLPIN OUTDOORS**  
**OVERBED CARGO RACK**

- Integrated chainsaw carrying location, bottle opener, and tie-down slots
- 7" of clearance above the bed rail to fit gear under rack
- Durable steel and powder-coated finish

» RACK • 53450  
MOUNTING KIT (53505) REQUIRED, SOLD SEPARATELY

» MOUNT • 53505  
XD 1500 '24-26, CREW XD 1500 '24-26  
NOT COMPATIBLE WITH BED RACK - 3-SEAT & CREW (2889236) OR 60 GALLON BOOMLESS UTILITY SPRAYER (2891271)



STORAGE



BRING IT ALL. BRING IT ON.\*

From opposite sides of the globe, some of the most capable machines in the off-road world meet a trusted outdoor adventure brand to deliver industry-exclusive, purpose-built roof racks, bed racks and attachments that help RANGER riders get the job done.

\*Always read and follow the owner's manual and on-vehicle labels for prohibited items.

PICK YOUR RACK



ROOF RACKS

- Sleek, durable backbone and innovative attachment system provides secure attachment to your vehicle

» 3-SEAT • 2889236  
XD 1500 '24-26

» CREW (SHOWN) • 2889237  
CREW XD 1500 '24-26



REAR BED RACK

- Ultimate modular load carrying solution
- Strong, lightweight aluminum construction tested in the harshest conditions
- Outfit with a wide variety of Rhino-Rack® accessories to customize your set up
- Mounts to the bed of your vehicle
- Weight capacity on bed - 150 lbs

» 2889860  
XD 1500 '24-26, CREW XD 1500 '24-26  
REQUIRES RHINO-RACK® REAR BED RACK MOUNT (2889844), SOLD SEPARATELY  
NOT COMPATIBLE WITH MODULAR CARGO SYSTEM (MCS)(2889847)



REAR BED RACK MOUNT

» 2889844  
XD 1500 '24-26, CREW XD 1500 '24-26



ROOF RACK MOUNT

» 3-SEAT • 2889103  
XD 1500 '24-26, CREW XD 1500 '24-26

» CREW • 2889104  
XD 1500 '24-26, CREW XD 1500 '24-26

ACCESSORIZE IT



SPARE TIRE HOLDER

- Transport a spare tire outside the vehicle
- Easily mounts to the Rhino-Rack® Rear Bed Rack (2889590), sold separately


» 2889529  
XD 1500 '24-26, CREW XD 1500 '24-26



FISHING ROD HOLDER

- Convenient, locking carrier can transport five fishing rods safely and securely on a roof rack
- Doubles as a ski/snowboard carrier

» 2889729  
XD 1500 '24-26, CREW XD 1500 '24-26



ACCESSORY BARS

- Offers horizontal fitment to allow other accessories to be attached to the Rhino-Rack® platforms

» 2889884  
XD 1500 '24-26, CREW XD 1500 '24-26



CARGO CORNER BRACKETS

- Mount a NorthStar cooler or toolbox to the platform and save space inside the vehicle (straps not included)
- A unique, anti-rotation nut offers maximum security

» 2889531  
XD 1500 '24-26, CREW XD 1500 '24-26



200 L LUGGAGE BAG

- Carry bulky, lightweight gear in this tear- and weather-resistant canvas bag

» 2889881  
XD 1500 '24-26, CREW XD 1500 '24-26



J-STYLE KAYAK HOLDER

- Transport a kayak or canoe on the roof of your vehicle

» 2889883  
XD 1500 '24-26, CREW XD 1500 '24-26  
REQUIRES ACCESSORY BARS (2889884), SOLD SEPARATELY



HIGH-LIFTING JACK MOUNT

- Simple, quick install with durable brackets
- Rugged, non-corrosive powder-coated steel stands up to the harshest conditions


» 2889533  
XD 1500 '24-26, CREW XD 1500 '24-26



36" HIGH-LIFTING JACK

- Assists with trailside repairs or to gain leverage for getting your vehicle unstuck
- Lightweight at under 30 lbs
- Stores easily with a Rhino-Rack® High-Lifting Jack Mount (2889533), sold separately

» 2889508  
XD 1500 '24-26, CREW XD 1500 '24-26



GUN MOUNTING BRACKET

- Mount Kolpin Stronghold Gun Boots to Rhino-Rack® systems when paired with Auto-Latch Mount (2889931), sold separately

» 2889327  
XD 1500 '24-26, CREW XD 1500 '24-26


See P. 114 for more hunt information



ROOF RACK LIGHT MOUNTS

» LIGHT BAR • 2891354  
XD 1500 '24-26, CREW XD 1500 '24-26

» CUBE LIGHT • 2891355  
XD 1500 '24-26, CREW XD 1500 '24-26



MULTI-PURPOSE TOOL HOLDER

- Carry and protect tools, paddles and more
- Ratchet-locking mechanism for quick release and rubber inserts that secure gear into place
- Includes new Zwifloc™ attachment technology


» 2891317  
XD 1500 '24-26, CREW XD 1500 '24-26



TRACTION BOARD MOUNTS

- Strong, durable and easy to attach
- Traction boards sold separately


» 2889530  
XD 1500 '24-26, CREW XD 1500 '24-26



MAXTRAX® TRACTION BOARDS

- Fiber-reinforced, engineering-grade nylon construction that won't break, crack or stress during use
- All boards are jack-compatible, can be used as a leveling solution and work well with the Rooftop Tent (2890560), sold separately
- Includes mounts

» 2890646  
XD 1500 '24-26, CREW XD 1500 '24-26



EYELET TIE-DOWNS

- Attach in multiple locations on the platform for additional tie-down points
- Anti-corrosive, galvanized steel for heavy duty strength
- Includes one set with hardware (straps not included)

» 2891204  
XD 1500 '24-26, CREW XD 1500 '24-26




FLAG BRACKET

- Securely mount flags to Rhino-Rack® platform
- Adjustable bracket with 180-degree folding design
- Includes installation hardware

» 2891228  
XD 1500 '24-26, CREW XD 1500 '24-26



# MAINTENANCE PARTS & FLUIDS



**POLARIS ENGINEERED PARTS AND OIL** have been validated and tested extensively, specifically for your vehicle. In order to maintain the peak performance of your Polaris vehicle only use official Polaris Engineered parts and oil.



We're taking the passion of our riders, workers, and outdoor enthusiasts to the next level with HD Parts. These Heavy Duty parts are engineered for riders who want greater durability and enhanced performance. HD Parts are designed and tested to handle greater wear and tear under all weather conditions.



**A BRAKE PADS**  
» FRONT • 2209570  
» REAR • 2211902



**B OIL FILTER**  
» 2521728



**C BATTERY**  
» 4014132-P  
» **HD** • 4081855

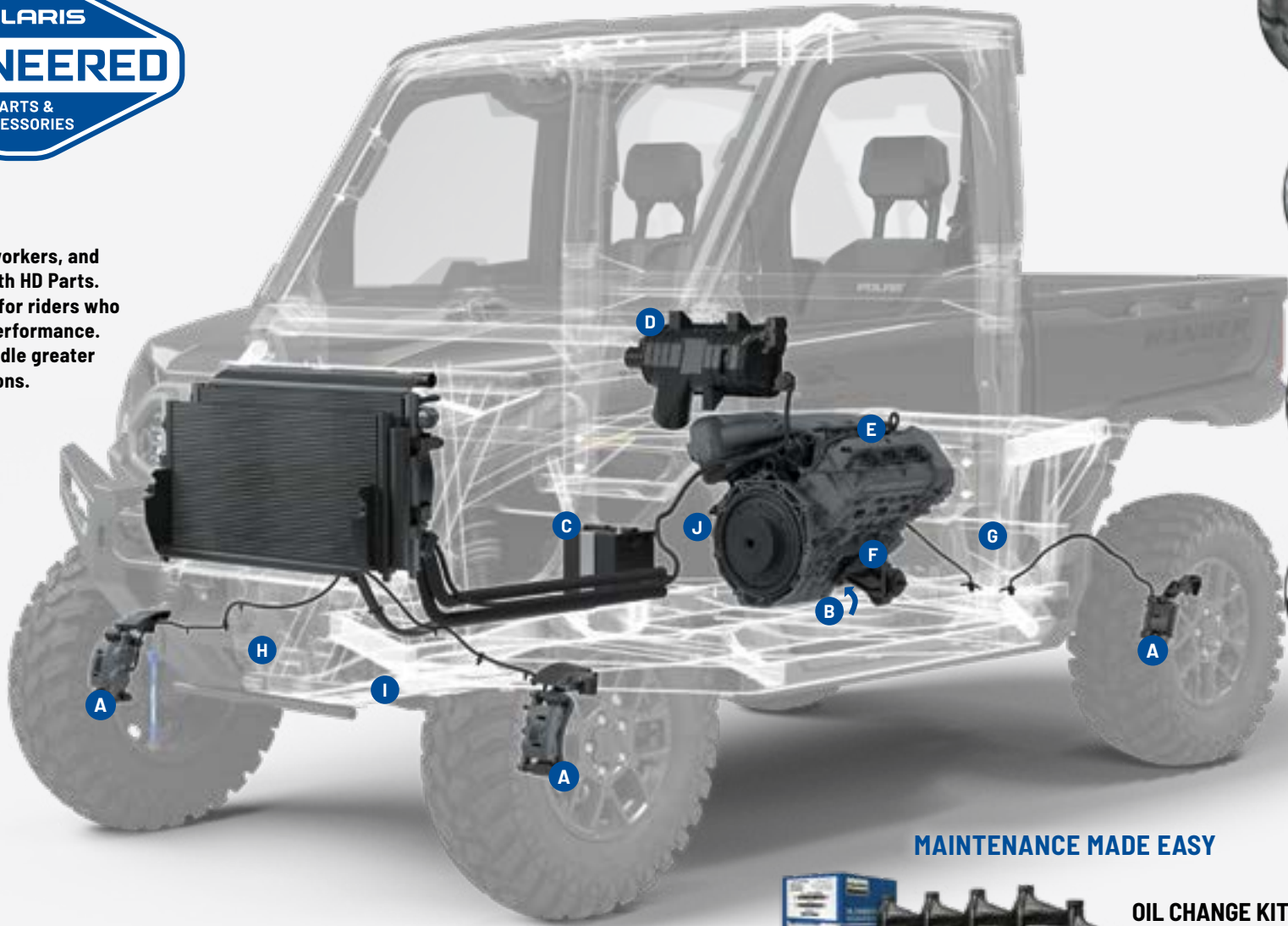


**D AIR FILTER**  
» 7082115



**E SPARK PLUG**  
» 3023983

**LOOKING FOR MORE SERVICE PARTS?**  
See P. 133 to learn how to find parts for your model.



**F ENGINE OIL** P. 128  
» PS-4 • 1QT • 2876244  
» PS-4 • 1GAL. • 2876245  
» PS-4 EXTREME • 1QT • 2889395  
» PS-4 EXTREME • 1GAL. • 2889396



**G ANGLE DRIVE FLUID**  
For rear gearcase  
» 1QT • 2889280  
RANGER ANGLE DRIVE GEAR CASE SYSTEMS



**H DEMAND DRIVE FLUID**  
For front gearcase  
» 1QT • 2877922  
» 2.5 GAL. • 2877923



**I DOT 4 BRAKE FLUID**  
» 12 OZ • 2872189



**J STEELDRIVE TRANSMISSION FLUID**  
» 1QT • 2891094



**ALL-SEASON GREASE TUBE**  
» 3 OZ • 2871322  
» 14 OZ • 2871423

## MAINTENANCE MADE EASY



**OIL CHANGE KITS**  
Engine Oil (volume varies by kit), 1 Oil Filter (2540086) & 1 Drain Plug Washer  
» PS-4 • 2890882  
» PS-4 EXTREME • 2890883

## MAINTENANCE SCHEDULE\*

### 12 MONTHS

- 200 HRS | 2,000 MI / 3,200 KM
- ENGINE OIL & OIL FILTER CHANGE
  - AIR FILTER REPLACE
  - BRAKE PADS INSPECT  
REPLACE AS NEEDED
  - SPARK PLUGS INSPECT  
REPLACE AS NEEDED
  - BATTERY TEST & CLEAN  
REPLACE AS NEEDED
  - FRONT & REAR GEARCASE CHANGE FLUID
  - GENERAL LUBRICATION ALL FITTINGS, PIVOTS, CABLES, ETC.

### 24 MONTHS

- 400 HRS | 4,000 MI / 6,400 KM
- ENGINE OIL & OIL FILTER CHANGE
  - FRONT & REAR GEARCASE CHANGE FLUID
  - BRAKE FLUID CHANGE
  - ALTERNATOR BELT REPLACE
  - AIR FILTER INSPECT  
REPLACE AS NEEDED
  - BRAKE PADS INSPECT  
REPLACE AS NEEDED
  - SPARK PLUGS INSPECT  
REPLACE AS NEEDED
  - BATTERY TEST & CLEAN  
REPLACE AS NEEDED
  - GENERAL LUBRICATION ALL FITTINGS, PIVOTS, CABLES, ETC.

### 36 MONTHS

- 600 HRS | 6,000 MI / 9,600 KM
- ENGINE OIL & OIL FILTER CHANGE
  - TRANSMISSION FLUID CHANGE
  - FRONT & REAR GEARCASE CHANGE FLUID
  - AIR FILTER INSPECT  
REPLACE AS NEEDED
  - BRAKE PADS INSPECT  
REPLACE AS NEEDED
  - SPARK PLUGS INSPECT  
REPLACE AS NEEDED
  - BATTERY TEST & CLEAN  
REPLACE AS NEEDED
  - GENERAL LUBRICATION ALL FITTINGS, PIVOTS, CABLES, ETC.

FOR A COMPLETE MAINTENANCE SCHEDULE, CHECK YOUR OWNER'S MANUAL



\*This is a sample maintenance schedule and is not intended for use in your specific vehicle. Please reference and use your owners manual for proper maintenance and vehicle care.



# CUSTOMIZE YOUR RANGER



1000 / XP 1000 / XP KINETIC

## OWNER ESSENTIALS PACKAGE


SCAN TO SHOP  
THIS PACKAGE



## FARM/RANCH PACKAGE

SCAN TO SHOP  
THIS PACKAGE





- 2891680 Full Windshield - Glass\* P. 54
- 2879013  Rear Panel - Glass P. 55
- 2890288 Sun Visor P. 58
- 2889243 Side View Mirrors - ROPS-Mounted P. 59
- 2889220 Weatherproof Convex Rearview Mirror Kit P. 59

**NORTHSTAR EDITION** ▶

- 2890288 Sun Visor P. 58
- 2890440 Auxiliary Lights - Front Bumper P. 58
- 2889241 Side View Mirrors - Door Mounted P. 59
- 2890232 Upper Front Bumper P. 62
- 2882529 Standard Rear Bumper P. 62
- 2883230 Polaris PULSE Wiring Harness - 1 LED Light Bar P. 112

\*Fits XP 1000 only. RANGER 1000 requires Lock & Ride Full Glass Windshield - Clear (2889030).

- 2882752  Bed Extender P. 68
- 2890233  Headache Rack P. 68
- 2883127 RIGID® D-Series PRO Spot LED Light P. 106
- 2884299 RIGID® SR-Series 32" Combo LED Light Bar P. 107
- 2883230 Polaris PULSE Wiring Harness - 1 LED Light Bar P. 112
- 2879860 Y-Harness P. 112
- 2889679 Reverse Light Harness P. 112








TRAIL RIDING  
PACKAGE

SCAN TO SHOP  
THIS PACKAGE



- 2882530 Rock Sliders with Step P. 62
- 2889689 Mud Guards P. 62
- 2889193  Spare Tire Carrier P. 68


- 2883122 RIGID® SR-Series 10" Flood LED Light P. 106
- 2883230 Polaris PULSE Wiring Harness - 1 LED Light Bar P. 112
- 2883425 Polaris NorthStar 60 QT Cooler P. 116



LANDOWNER  
PACKAGE

SCAN TO SHOP  
THIS PACKAGE



- 2889672 Rear LED Work Light P. 60
- 2889679 Reverse Light Harness P. 60
- 2882177  CargoMax System P. 68

- 2889876 Trash Can Hauler P. 71
- 2889793 Pro Armor 40" Single-Row Combo LED Light Bar P. 107
- 2883230 Polaris PULSE Wiring Harness - 1 LED Light Bar P. 112



WINTER  
PACKAGE

SCAN TO SHOP  
THIS PACKAGE



- 2889328 6" Plow Extensions P. 102
- 2889308 Pro Series Push Frame P. 102
- 2889058 Pro Series Plow Hydraulic Lift System P. 102
- 2879317 Pro Series Plow Blade - 72" Poly P. 102


- 2889029 Pro Series Plow Hydraulic Angle System P. 102
- 2883247 Plow System Power Controller P. 102
- 2889329 Back Drag Bar - 72" P. 103
- 2889793 Pro Armor 40" Single-Row Combo LED Light Bar P. 107
- 2883230 Polaris PULSE Wiring Harness - 1 LED Light Bar P. 112




HUNT  
PACKAGE

SCAN TO SHOP  
THIS PACKAGE



- 2890583 Front Hood Storage Rack P. 68
- 2890233  Headache Rack P. 68
- 2889705 300 LB Rear Cargo Box Winch P. 68

- 2882904 Polaris PULSE Roof 6 P. 111
- 2883970  Kolpin Stronghold Auto-Latch Double Boot Mount P. 114
- 2882036 Kolpin Stronghold Gun Boot XL P. 114





# ROOFS

TO SHIELD AGAINST DRIVING RAIN OR THE BLISTERING SUN, a roof is the first must-have of the Polaris Engineered cab components. Get on your way with protective peace of mind.

## POLY FEATURES

- Water run-off
- Liner ready
- Polaris PULSE plug and play
- Lightweight

### POLARIS ENGINEERED ADVANTAGES



PREMIUM FINISH AND QUIETER RIDE



SEALED COVERAGE



REDUCE STANDING WATER



EASY AND FAST INSTALLATION

## PREMIUM & SPORT ROOF FEATURES\*

SEE AUDIO OPTIONS P. 64  
ADD POWER TO PREMIUM & SPORT ROOFS P. 110



\* Premium and Sport features not available on steel roofs

## POLY

Lightweight, durable and impact-resistant. A poly roof can take the abuse of a tough trail and still protect.



### SPORT ROOF - POLY TOP SELLER

» BLACK • 2882911  
XP 1000 '17-26, 1000 '20-26, XP KINETIC '23-24



### PREMIUM ROOF - POLY

• Premium roof liner included  
» BLACK • 2890684  
XP 1000 '17-26, 1000 '20-26, XP KINETIC '23-24

## LINERS

Get a touch of premium comfort, reduce cab noise and hide wiring.

Included with Premium Poly Roofs.

### PREMIUM ROOF LINER

» 2890526  
XP 1000 '17-26, 1000 '20-26, XP KINETIC '23-24  
WORKS WITH SPORT ROOF (2882911)

### SPORT ROOF CREW - POLY TOP SELLER

» BLACK • 2890333  
CREW XP 1000 '18-26, CREW 1000 '20-26

### PREMIUM ROOF LINER - CREW TOP SELLER

» 2890527  
CREW XP 1000 '18-26, CREW 1000 '20-26



# WINDSHIELDS & REAR PANELS

### GLASS

Superior optical clarity (automotive level)  
Scratch-resistant  
Curved to fit, seals tight  
Cold weather / heavy duty  
Wiper ready

### vs

### HARD COAT POLY

Lightweight, flexible, easy to store/remove  
Impact-resistant  
360° seal keeps out rain and dust



EASY AND FAST  
INSTALLATION



AIRTIGHT  
GASKET SEAL



MULTI-FUNCTION  
FEATURES

POLARIS ENGINEERED  
ADVANTAGES



### TIP-OUT FULL WINDSHIELD - GLASS TOP SELLER

- Tip-out design offers three positions: open, closed and vented
- Gas shocks assist in easy opening and closing
- 360° gasket for reliable protection and comfort
- Scratch-resistant automotive-style curved glass

» 2889020  
XP 1000 '18-26, CREW XP 1000 '19-26, CREW 1000 '20-26, 1000 '20-26, XP KINETIC '23-24



### FULL GLASS WINDSHIELD - CLEAR TOP SELLER

- Scratch-resistant, curved laminate safety glass
- Protects against wind and rain
- UV-blocking interlayer and 360° gasket seal

» 2891680  
XP 1000 '18-26, CREW XP 1000 '19-26, CREW 1000 '20-26, 1000 '20-26, XP KINETIC '23-24



### FULL WINDSHIELD - POLY TOP SELLER

- Frameless design for maximum visibility

» 2883278  
XP 1000 '17-26, CREW XP 1000 '18-26, CREW 1000 '20-26, 1000 '20-26, XP KINETIC '23-24



### HALF WINDSHIELD - POLY TOP SELLER

- Deflects air flow from straight on, but still provides air flow in the cab

» 2883301  
XP 1000 '17-26, CREW XP 1000 '18-26, CREW 1000 '20-26, 1000 '20-26, XP KINETIC '23-24



ADD ALL-WEATHER VISIBILITY  
P. 58



### FULL WINDSHIELD VENTED - HARD COAT POLY

- Frameless design for maximum visibility
- Added vents for airflow on a hot day or defrosting on a cold day
- Requires Wiper Install Kit (2207624), sold separately

» 2883266  
XP 1000 '17-26, CREW XP 1000 '18-26, CREW 1000 '20-26, 1000 '20-26, XP KINETIC '23-24



### FULL WINDSHIELD - HARD COAT POLY

- Frameless design for maximum visibility
- Requires Wiper Install Kit (2207624), sold separately

» 2883300  
XP 1000 '17-26, CREW XP 1000 '18-26, CREW 1000 '20-26, 1000 '20-26, XP KINETIC '23-24



### FLIP-DOWN WINDSHIELD - HARD COAT POLY

- Two venting options: fully sealed, flip-down or remove upper half for some protection with maximum ventilation

» 2884139  
XP 1000 '18-26, CREW XP 1000 '19-26, CREW 1000 '20-26, 1000 '20-26, XP KINETIC '23-24

## REAR PANELS



### REAR PANEL - SLIDING GLASS

- Sliding window provides ventilation, cab comfort and access to cargo in rear box

» 2879015  
XP 1000 '17-26, CREW XP 1000 '18-26, CREW 1000 '20-26, 1000 '20-26, XP KINETIC '23-24



### REAR PANEL - GLASS TOP SELLER

» 2879013  
XP 1000 '17-26, CREW XP 1000 '18-26, CREW 1000 '20-26, 1000 '20-26, XP KINETIC '23-24



### REAR PANEL - POLY TOP SELLER

- Strong, thick polycarbonate provides outstanding impact and scratch resistance
- Installs in contours of cab frame with 360° gasketing for outstanding protection, comfort, fit and finish

» 2883773  
XP 1000 '17-26, CREW XP 1000 '18-26, CREW 1000 '20-26, 1000 '20-26, XP KINETIC '23-24



### REDUCE IN-CAB DUST SWIRL BY ADDING A REAR PANEL.

With a windshield and roof installed, turbulent air develops behind the cab. Add a rear panel to reduce dust intrusion from this swirl.



# DOORS



SEE WHAT PEOPLE ARE SAYING ABOUT THESE DOORS  
**YOUTUBE.COM/POLARISORV**  
SEARCH "DOORS"

GET SUPERIOR PERFORMANCE  
AND OUR BEST SEAL

360° GASKET SEAL  
EASY TO CLEAN TPE LINER  
BUILT-IN STORAGE  
VENTILATION OPTIONS



### KEY FEATURES

- WINDOW TYPE / VENTILATION
- VISIBILITY
- STORAGE COMPARTMENT
- AUDIO-READY / SPEAKER MOUNT
- PREMIUM TPE LINER
- SPECIAL FEATURES

PREMIUM POLY DOORS			CANVAS DOORS
POWER WINDOW DOORS	MANUAL CRANK WINDOW DOORS	HALF DOORS	ZIP WINDOW DOORS
GLASS / POWER	GLASS / MANUAL CRANK	NA / OPEN TOP	CLEAR POLY / ZIPPED
UPPER	UPPER	UPPER	UPPER + PARTIAL LOWER
STANDARD	STANDARD	STANDARD	
STANDARD, PRE-WIRED	STANDARD		
STANDARD	STANDARD	STANDARD	
BUILT-IN FLOOR LIGHT, COLORED ACCENT PANELS AVAILABLE	COLORED ACCENT PANELS AVAILABLE	COLORED ACCENT PANELS AVAILABLE	AVAILABLE IN POLARIS PURSUIT CAMO

The ultimate door offering power windows, switches mounted on the door and built-in floor light.	A premium, door offering manual crank windows for airflow adjustment in the cab.	Provides lower protection from the off-road with an open-air experience.	Lightweight, durable protection with adjustable zipper ventilation and see-through bottom panel.
--	--	--	--

Front and Rear Doors of same design are required to complete a cab on CREW RANGER models.  
Premium Doors come with Gloss Black Exterior Door Accent Panels, images shown with optional Exterior Door Accent Panels.

FRONT DOORS (SET OF 2) XP 1000 '18-26, CREW XP 1000 '18-26, CREW 1000 '20-26, 1000 '20-26, XP KINETIC '23-24	 <b>TOP SELLER</b> POWER WINDOW DOORS - POLY - BLACK 2889813	 <b>TOP SELLER</b> MANUAL CRANK WINDOW DOORS - POLY - BLACK 2889811	 HALF DOORS - POLY 2889814	 <b>TOP SELLER</b> ZIP WINDOW DOORS - CANVAS - BLACK 2891499
	 <b>TOP SELLER</b> MANUAL CRANK WINDOW DOORS - REAR - POLY 2889812	 HALF DOORS - REAR - POLY 2889815	 ZIP WINDOW DOORS - REAR - CANVAS - BLACK 2891500	



### STEEL HALF DOORS

- Set of 2 doors
- 30-minute installation
- Easy-on, easy-off e-clip & hinge pin removal
- Standard automotive forward opening (like your truck)
- Premium aluminum door handle with automotive-style latch (doesn't rattle)
- Thick D-Trim seals around lower edge for splash-free riding



» FRONT • 32000  
XP 1000 '18-26, 1000 '20-26, XP KINETIC '23-24



» REAR • 32010  
CREW XP 1000 '19-26, CREW 1000 '20-26



### UPPER SOFT DOORS

- Set of 2 doors
- Quick on-off 15 minute installation
- Durable steel framing with weather resistant nylon canvas
- ~20° F cold crack rated PVC windows with double zippered full opening
- Door handle access with zippered closure
- Thick trim seals around upper edge for cab enclosure



» FRONT • 32500  
XP 1000 '18-26, 1000 '20-26, XP KINETIC '23-24  
ONLY COMPATIBLE WITH KOLPIN DOORS  
FRONT STEEL HALF DOORS (32000) REQUIRED,  
SOLD SEPARATELY



» REAR • 32510  
CREW XP 1000 '19-26, CREW 1000 '20-26  
ONLY COMPATIBLE WITH KOLPIN DOORS  
REAR STEEL HALF DOORS (32010) REQUIRED,  
SOLD SEPARATELY

### EXTERIOR DOOR ACCENT PANELS

- Replace stock gloss black accent panels
- Painted plastic and clear-coated for UV protection
- Install easily with a single screw
- Comes as a pair

SUNSET  
RED METALLIC  
FRONT 2882870-520  
REAR 2883829-520

POLARIS  
PURSUIT CAMO  
2882870-587  
2883829-587

BLACK  
PEARL  
2882870-666  
--

MATTE  
SAGEBRUSH GREEN  
2882870-685  
2883829-685

ORANGE  
RUST  
2882870-750  
2883829-750

STEALTH  
GRAY  
FRONT 2882870-804  
REAR 2883829-804

BLUE  
SLATE  
2882870-826  
2883829-826

ONYX  
BLACK  
2882870-866  
--

ICY WHITE  
PEARL  
2882870-911  
--

NEW  
HEAVY METAL  
2882870-942  
2883829-942

NEW  
BLUE LABYRINTH  
FRONT 2882870-981  
REAR 2883829-981

MIRAGE  
BEIGE  
2882870-987  
2883829-987

NEW  
ROVER RUST  
2882870-A17  
2883829-A17



REQUIRED POLARIS PULSE  
INSTALLATION ITEMS

P. 110





# CAB COMFORT & CONVENIENCE



### 8-VENT HEATER & DEFROST SYSTEM TOP SELLER

- Easily control the climate inside your cab in any season
- Helps defrost windshields and keeps you warm or cool
- Heat and fan dash-mounted controls
- Manual vents

» 2882753 XP 1000 ONLY  
XP 1000 '18-26, CREW XP 1000 '19-26

» 2884066 1000 ONLY  
CREW 1000 '20-26, 1000 '20-26  
NEED ADAPTER: 2884163 ON CREW 1000

» CREW HEATER ADAPTER KIT 2884163  
CREW 1000 '20-26



### WINDSHIELD WIPER & WASHER SYSTEM TOP SELLER

» 2883974  
XP 1000 '18-26, CREW XP 1000 '19-26,  
CREW 1000 '20-26, 1000 '20-26, XP KINETIC '23-24  
HARD COAT POLY WINDSHIELDS REQUIRE MOUNT KIT (2207624),  
SOLD SEPARATELY

### HARD COAT POLY WINDSHIELD WIPER & WASHER SYSTEM MOUNTING BRACKET

» 2207624  
XP 1000 '17-26, CREW XP 1000 '18-26,  
CREW 1000 '20-26, 1000 '20-26, XP KINETIC '23-24  
REQUIRED TO USE WIPER ON POLY WINDSHIELDS (2883266 OR 2883300)

### NOISE REDUCTION SYSTEM

- Designed to attach to the rear closure panel of your RANGER cab
- The sound absorbing material reduces unwanted noise for a quieter cab

» 2883489  
XP 1000 '18-26, CREW XP 1000 '19-26,  
1000 '20-26, CREW 1000 '20-26, XP KINETIC '23-24



### FLOOR MATS - 3 SEAT

» 2882780 XP 1000 ONLY  
XP 1000 '18-26, CREW XP 1000 '19-26 , XP KINETIC '23-24  
CREW: FITS FRONT SEATS ONLY

» 2884247 1000 ONLY  
CREW 1000 '20-26, 1000 '20-26  
CREW: FITS FRONT SEATS ONLY



### AUXILIARY LIGHTS - FRONT BUMPER

- Provides an additional 1,200 Lumens of front illumination
- Seamlessly integrate into your bumper pockets
- Easily control the lighting for enhanced visibility and style with a dash-mounted switch

» 2890440  
XP 1000 '25, CREW XP 1000 '25




### FULL-SIZE SEATSAVER® - SPLIT BENCH SEAT XP 1000 ONLY

- Covers the back and bottom of seat
- Designed to fit snug and stay wrinkle free, so it won't slip, slide, or bunch up
- Machine washable for easy cleaning

» CARHARTT® GRAVEL • 2890291-458

XP 1000 '18-21, CREW XP 1000 '19-21, XP KINETIC '23-24  
CREW: FITS FRONT SEATS ONLY  
NO REAR SEAT COVERS AVAILABLE



### REMOTE GARAGE DOOR OPENER BY HOMELINK®

- Control up to two garage doors

» 2882892  
XP 1000 '18-26, CREW XP 1000 '19-26, CREW 1000 '20-26,  
1000 '20-26, XP KINETIC '23-24



### IN-CAB HEATER AND DEFROST KIT

- Easily control the climate inside your cab in any season
- Helps defrost windshields and keep you warm or cool
- Three different fan speeds
- Heat and fan dash-mounted controls
- Manual vents

» 2889449  
XP KINETIC '23-24  
REQUIRES HIGH VOLTAGE BUSBAR (2889667), SOLD SEPARATELY



### UPPER SWITCH PANEL

- Add up to 4 additional electrical accessory switches
- Convenient roof-mounted overhead panel
- Includes mounting hardware

» 2889674  
XP 1000 '18-26, CREW XP 1000 '18-26, 1000 '20-26, CREW 1000 '20-26  
REQUIRES UPPER SWITCH PANEL LIGHT BAR HARNESS (2889675), SOLD SEPARATELY



### SIDE VIEW MIRRORS

- Mounts on any RANGER vehicle that is equipped with doors
- Fully adjustable to accommodate riders of all sizes and can fold in to prevent being struck

» DOOR MOUNTED • 2889241

» ROPS-MOUNTED (SHOWN) • 2889243  
XP 1000 '18-26, CREW XP 1000 '19-26, CREW 1000 '20-26,  
1000 '20-26, XP KINETIC '23-24  
NOT COMPATIBLE WITH TIP-OUT FULL WINDSHIELD (2889020), DOORS  
OR UNITS WITH A FORWARD GRIP HANDLE ON THE ROPS



### WEATHERPROOF CONVEX REARVIEW MIRROR KIT TOP SELLER

» 2889220  
XP 1000 '17-26, CREW XP 1000 '18-26, CREW 1000 '20-26,  
1000 '20-26, XP KINETIC '23-24



### WIDE ANGLE REAR VIEW MIRROR

- Large 2.5" x 14" adjustable convex mirrored surface gives you a full-spectrum view

» 2881439  
XP 1000 '17-26, CREW XP 1000 '18-26, CREW 1000 '20-26,  
1000 '20-26, XP KINETIC '23-24



### 12V CARGO BED POWER KIT

- Additional power for your tools or accessories
- Requires 12V In-Bed Power Harness Extension (2890068), sold separately

» 2889673  
XP 1000 '18-26, CREW XP 1000 '18-26, 1000 '20-26, CREW 1000 '20-26  
REQUIRES 12V IN-BED POWER HARNESS EXTENSION (2890068), SOLD SEPARATELY



### 12V IN-BED POWER HARNESS EXTENSION

- Required for Installation of 12V Cargo Bed Power Kit (2889673)

» 2890068  
CREW XP 1000 '18-26, CREW 1000 '20-26



### SUN VISOR

- Injection molded visors for seamless fit to protect from the sun

» 2890288  
XP 1000 '17-26, CREW XP 1000 '18-26, CREW 1000 '20-26,  
1000 '20-26, XP KINETIC '23-24



# CAB COMFORT & CONVENIENCE



### WORK BEACON LED LIGHT

- 50 ft. of illumination 360° around your vehicle
- Ideal for plowing, hunting and nighttime utility work
- Break-away construction protects the light in areas with tight clearance
- Mounted to the vehicle on the rear of the ROPS
- Easily hinge the light up during use and hinge it down when in transit
- Add LED Headlights for more light

» 2883265

XP 1000 '18-26, CREW XP 1000 '19-26, CREW 1000 '20-26, 1000 '20-26, XP KINETIC '23-24

REQUIRES LIGHT BAR HARNESS/EXTENSION (2883230 AND 2883854), EACH SOLD SEPARATELY



### LED HEADLIGHTS XP 1000 ONLY

- LED Headlights offer improved brightness and illumination vs stock halogen lights
- Designed with styling specific to RANGER

» 2889072

XP 1000 '18-26, CREW XP 1000 '19-26, XP KINETIC '23-24



### MULTI-FUNCTION CAB LIGHT

- LED dome light provides white, red, green and blue lighting options
- Battery-operated. Recharges when the vehicle is on
- Can be removed to use as a flashlight in and around your vehicle

- Red light is great for reading maps
- Green light is perfect for navigating in the dark
- Blue light is ideal for night riding

» 2882871

XP 1000 '18-26, CREW XP 1000 '19-26, CREW 1000 '20-26, 1000 '20-26, XP KINETIC '23-24

REQUIRES POLARIS PULSE ROOF 6 (2882904), SOLD SEPARATELY

### REAR LED WORK LIGHT

- Mounts to the back of your cab to fully illuminate the cargo box and surrounding area
- Includes necessary mounting hardware
- Requires a harness

» 2889672

XP 1000 '18-26, CREW XP 1000 '18-26, 1000 '20-26, CREW 1000 '20-26

CREW: REQUIRE HARNESS (2889675) AND HARNESS EXTENSION (2890067), EACH SOLD SEPARATELY



### REVERSE LIGHT HARNESS

- Toggle your rear facing light (sold separately) by shifting into reverse, or by the switch on your dash

» 2889679

XP 1000 '17-26, CREW XP 1000 '18-26, CREW 1000 '20-26, 1000 '20-26, XP KINETIC '23-24

### REVERSE WARNING ALERT

- Automatically activated whenever the vehicle is put in reverse

» 2883246

XP 1000 '18-26, CREW XP 1000 '19-26, CREW 1000 '20-26, 1000 '20-26, XP KINETIC '23-24

### TOP SELLER HORN

» 2882764

XP 1000 '18-26, CREW XP 1000 '19-26, CREW 1000 '20-26, 1000 '20-26, XP KINETIC '23-24

### UPPER SWITCH PANEL LIGHT BAR HARNESS\*

- Required for Upper Switch Panel installation

» 2889675

» EXTENSION • 2890067

XP 1000 '18-26, CREW XP 1000 '18-26, 1000 '20-26, CREW 1000 '20-26

\*Check with your local dealer for availability.



With Polaris PULSE it's easy to add all your electrical accessories.

LEARN MORE P. 110

# WINCHES



WARRANTY



## FEATURES & BENEFITS

### PRO SERIES

#### RAPID ROPE RECOVERY

Retrieve cable 5x as fast as standard mode on other Polaris winches. Get back to riding or complete your task quicker.



NOT AVAILABLE

#### AUTO STOP TECHNOLOGY

Auto Stop technology protects and extends the life of your winch by automatically stopping the winch at the end of pull to prevent over-spooling.



ADD AUTO STOP UPGRADE  
2889690

SYNTHETIC ROPE REQUIRED

#### PREMIUM SYNTHETIC ROPE

Lightweight, extremely strong and flexible 50 ft long rope stands up to any tough job.



ADD SYNTHETIC ROPE  
2879187

#### WIRELESS REMOTE

Operate your winch wirelessly from within 50 ft of the vehicle.



TOP SELLER  
ADD WIRELESS REMOTE  
2883455



## MODEL

6,000 LB

4,500 LB

4,500 LB

XP 1000/CREW '19-26  
1000/CREW '20-26

NON EPS RANGER 1000 REQUIRES FRONT BUMPER

XP KINETIC '23-24

TOP SELLER

2889693

TOP SELLER

2889694

High-Mounted  
2889272

TOP SELLER

2889695

## UPGRADE YOUR CONTROLS

### DASH WINCH SWITCH KIT

- Allows user to add a dash switch as an additional means to control winch
- Can be used with all winches and are compatible with other control methods (wireless/wired)

» 2889050

XP 1000 '18-26, CREW XP 1000 '19-26, CREW 1000 '20-26, 1000 '20-26, XP KINETIC '23-24

TOP SELLER

### POWER CONTROLLER

- Control your winch and plow hydraulics directly from the shift knob

» 2883247

XP 1000 '18-26, CREW XP 1000 '19-26, CREW 1000 '20-26, 1000 '20-26, XP KINETIC '23-24

REQUIRES WINCH ADAPTER (2884159), SOLD SEPARATELY, WHEN USING A WINCH FOR LIFTING DEVICE



### WIRED REMOTE CONTROL

- Must order remote handle and socket together

» REMOTE HANDLE • 4013466

» SOCKET • 4017102

## REPLACEMENT PARTS

### SYNTHETIC ROPE

» 4,500 LB • 2879187

» 6,000 LB • 2879188





# PROTECTION

FRONT



INSTALLS DIRECTLY TO STOCK BUMPER







1 3/4" DIAMETER STEEL TUBE CONSTRUCTION

REAR



CAN BE USED IN CONJUNCTION WITH A TOW HITCH



## STANDARD BUMPERS TOP SELLER

- To use Front Bumper with RIDE COMMAND and Front Camera, Accessory Bumper Hardware (2207941) is required
- » FRONT • 2890232  
XP 1000 '25-26, CREW XP 1000 '25  
FRONT BUMPER NOT COMPATIBLE WITH HIGH LIFTER MODELS
- » FRONT • 2882531  
XP 1000 '18-24, CREW XP 1000 '19-24,  
CREW 1000 '20-26, 1000 '20-26, XP KINETIC '23-24  
FRONT BUMPER NOT COMPATIBLE WITH HIGH LIFTER MODELS  
1000 NON-EPS VEHICLES REQUIRE FRONT BUMPER: 2884123
- » REAR • 2882529  
XP 1000 '18-26, CREW XP 1000 '19-26, CREW 1000 '20-26,  
1000 '20-26, XP KINETIC '23-24
- » ACCESSORY BUMPER HARDWARE • 2207941  
FOR USE ON VEHICLES WITH RIDE COMMAND AND FRONT CAMERA

## FULL COVERAGE BUMPERS

- Increased protection over standard bumper with integrated mounting locations for accessories and lights (sold separately) with a durable matte black finish
- Easy installation with included mounting hardware
- Additional 36" storage area for recovery equipment
- » FRONT • 2885105  
XP 1000 '18-26, CREW XP 1000 '19-26, CREW 1000 '20-26, 1000 '20-26, XP KINETIC '23-24  
FRONT BUMPER NOT COMPATIBLE WITH HIGH LIFTER MODELS  
REAR: RECOMMENDED WITH RIGID® OR PRO ARMOR  
POD LIGHTS FOR UPGRADED LIGHTING
- » REAR • 2884217

## ROCK SLIDERS


### ROCK SLIDERS WITH STEP

- Reliable, hard-working protection for edges of vehicle
- Integrated step with boot scraper helps keep interior clean
- Mounts directly to the frame, instead of underneath, for maximum ground clearance
- Steel construction with black e-coat and durable black powder-coated finish

- » TOP SELLER 3-SEAT • 2882530  
XP 1000 '18-26, 1000 '20-26
- » CREW • 2883398  
CREW XP 1000 '19-26, CREW 1000 '20-26



3-SEAT




CREW

## MUD GUARDS

### MUD GUARDS

- Attaches under the bed to protect underside of bed, engine components and under seat area of vehicle from mud build up
- Allows for easier vehicle cleaning and less debris build up



- » RANGER 1000 2889639  
1000 '20-26,  
CREW 1000 '20-26



- » RANGER XP 1000 NORTHSTAR EDITION 2889689  
XP 1000 NORTHSTAR '18-26,  
CREW XP 1000 NORTHSTAR '19-26



- » RANGER XP 1000 2889640  
XP 1000 '18-26,  
CREW XP 1000 '19-26

## HIGH-MOUNTED FRONT BUMPER

- Increased protection over stock bumper
- Offers a higher winch mounting position which allows for easier access when used in deep mud
- Not compatible with Polaris plow systems

- » 2889271  
XP 1000 '18-26, CREW XP 1000 '19-26, CREW 1000 '20-26,  
1000 '20-26, XP KINETIC '23-24  
HIGH-MOUNTED 4,500 LB WINCH (2889272), SOLD SEPARATELY,  
RECOMMENDED WHEN BUMPER IS INSTALLED

## HIGH-MOUNTED 4,500 LB WINCH

- Provides outstanding performance and versatile pulling power
- The elevated mounting position allows for easier access when used in deep mud

- » 2889272  
XP 1000 '18-26, CREW XP 1000 '19-26,  
CREW 1000 '20-21, 1000 '20-26, XP KINETIC '23-24



## A-ARMS



## HIGH CLEARANCE A-ARMS

- High-Clearance Arched A-Arms offer increased ground clearance for navigating difficult terrain
- Strong, durable tubular steel construction means these A Arms can withstand even the most punishing trails so you can ride further

- » FRONT • 2889269  
XP 1000 '18-26, CREW XP 1000 '19-26,  
CREW 1000 '20-26, 1000 '20-26,  
XP KINETIC '23-24
- » REAR • 2889270  
XP 1000 '18-26, CREW XP 1000 '19-26,  
CREW 1000 '20-26, 1000 '20-26,  
XP KINETIC '23-24

## FRONT BUMPER 1000 ONLY

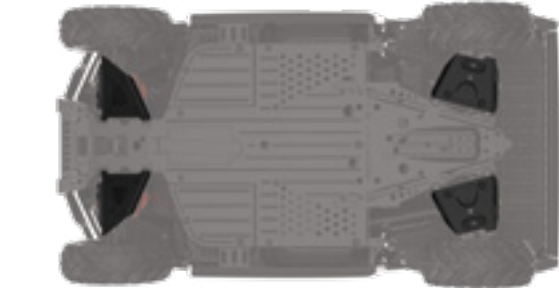
- Increased protection over stock bumper
- Sturdy stamped steel and tube construction
- Integrated mounting positions for plow and winch accessories

- » 2889330  
CREW 1000 '20-26, 1000 '20-26  
REQUIRED TO INSTALL WINCH/PLOW ON NON EPS RANGER 1000

## ACCESSORY BUMPER HARDWARE

- Required when using a front camera as well as an Upper Front Bumper or Hood Rack

- » 2889659  
XP KINETIC '23-24



## POLY A-ARM GUARDS

- Strong, 1/4" thick, durable, lightweight HMW (high molecular weight) polyethylene construction helps protect against off-road impacts
- Molded specifically for the RANGER XP 1000 & 1000 front suspension for a sure fit and low-profile presence
- Easy bolt-on design with mounting hardware included

- » FRONT • 2882784  
XP 1000 '22-26, CREW XP 1000 '22-26,  
CREW 1000 '20-26, 1000 '20-26,  
XP KINETIC '23-24  
NOT COMPATIBLE WITH ARCHED A-ARM MODELS
- » REAR • 2882787  
XP 1000 '18-26, CREW XP 1000 '19-26,  
CREW 1000 '20-26, 1000 '20-26,  
XP KINETIC '23-24  
NOT COMPATIBLE WITH ARCHED A-ARM MODELS



# AUDIO



JBL® has brought music to life in a way people can feel for over 70 years. Unleash the power of music so you can live life to the fullest wherever and whenever. Purpose-built to stand up to any outdoor environment and to handle the toughest jobs.



WE PARTNERED WITH JBL® TO CREATE  
A PREMIUM AUDIO  
EXPERIENCE, SPECIFICALLY  
DESIGNED FOR RANGER.



## INTEGRATED KITS FOR IMMERSIVE SOUND



### JBL® TRAIL PRO 2000 AUDIO KIT

- All-in-one solution for high performance sound
- Premium quality Bluetooth®, USB, AM/FM/WB radio
- Built-in 100 Watt four channel amplifier
- Two off-road grade 6.5" component speakers with polypropylene carbon fiber cones and PEI tweeters

» 2890225

CREW/XP 1000 '25, CREW/1000 '25  
COMPATIBLE WITH PREMIUM AND NORTHSTAR PREMIUM TRIMS FOR XP 1000 ONLY



### JBL® TRAIL PRO 4100 REAR AUDIO UPGRADE

- Upgrade kit for factory installed or accessory JBL® Trail Pro Audio
- Additional speakers and subwoofer to create an immersive in-cab audio experience
- Two 4" speakers with aluminum cones and audio outputs to drive additional speakers
- High output 10" Subwoofer and 300 watt amplifier

» 2890226

CREW/XP 1000 '25  
COMPATIBLE WITH PREMIUM & NORTHSTAR TRIMS ONLY  
REQUIRES JBL® TRAIL PRO 2000 AUDIO KIT (2890225) OR JBL® TRAIL PRO 2000 ULTIMATE UPGRADE KIT (2890287), EACH SOLD SEPARATELY



### JBL® TRAIL PRO 2000 RANGER XP 1000 UPGRADE KIT

- Two 6.5" dash mounted component speakers with polypropylene carbon fiber cones and PEI tweeters
- Includes front and rear cameras and dash bezel kit to mount 7" Display Powered by RIDE COMMAND
- Easy install and seamless integration
- Waterproof for reliable power and sound quality

» 2890287

CREW/XP 1000 '25  
COMPATIBLE WITH PREMIUM & NORTHSTAR PREMIUM TRIMS ONLY



### JBL TRAIL PRO 2000 RANGER 1000 UPGRADE KIT

- Two 6.5" dash mounted component speakers with polypropylene carbon fiber cones and PEI tweeters
- Includes front and rear cameras and dash bezel kit to mount 7" Display Powered by RIDE COMMAND
- Easy install and seamless integration
- Waterproof for reliable power and sound quality

» 2890286

CREW/1000 '25



# STORAGE




## BRING IT ALL. BRING IT ON:

From opposite sides of the globe, some of the most capable machines in the off-road world meet a trusted outdoor adventure brand to deliver industry-exclusive, purpose-built roof racks, bed racks and attachments that help RANGER riders get the job done.



## PICK YOUR RACK



### REAR BED RACK / ROOF RACK, SMALL

- Install either in the bed or on the roof of the vehicle (mounts sold separately)
- A durable backbone provides a secure vehicle attachment
- An innovative attachment system allows for easy accessory install
- 75 lb weight capacity per rack


» 2889236  
XP 1000 '18-26, 1000 '20-26, XP KINETIC '23-24

### ROOF RACK, LARGE

- Install on the roof of the vehicle (mount sold separately)
- A durable backbone provides a secure vehicle attachment
- An innovative attachment system allows for easy accessory install
- 150 lb weight capacity

» 2889237  
CREW XP 1000 '19-26, CREW 1000 '20-26

## PICK YOUR MOUNT



### REAR BED RACK MOUNT

» 2889235  
XP 1000 '18-26, 1000 '20-26, CREW XP 1000 '19-26, CREW 1000 '20-26, XP KINETIC '23-24



### ROOF RACK MOUNT

» 3-SEAT • 2889233  
XP 1000 '18-26, 1000 '20-26, XP KINETIC '23-24

» CREW • 2889234  
CREW XP 1000 '19-26, CREW 1000 '20-26



MAXIMIZE YOUR RIDE

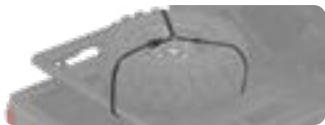


BUILD THE ULTIMATE UTILITY VEHICLE



BUILT FOR THE LONG HAUL

## ACCESSORIZE IT



### SPARE TIRE HOLDER

- Transport a spare tire outside the vehicle
  - Easily mounts to the Rhino-Rack® Rear Bed Rack (2889590), sold separately
- » 2889529  
XP 1000 '18-26, CREW XP 1000 '19-26, CREW 1000 '20-26, 1000 '20-26, XP KINETIC '23-24



### HIGH-LIFTING JACK MOUNT

- Simple, quick install with durable brackets
  - Rugged, non-corrosive powder-coated steel stands up to the harshest conditions
- » 2889533  
XP 1000 '18-26, CREW XP 1000 '19-26, CREW 1000 '20-26, 1000 '20-26, XP KINETIC '23-24



### J-STYLE KAYAK HOLDER

- Transport a kayak or canoe on the roof of your vehicle
- » 2889883  
XP 1000 '18-26, CREW XP 1000 '19-26, CREW 1000 '20-26, 1000 '20-26, XP KINETIC '23-24  
REQUIRES ACCESSORY BARS (2889884), SOLD SEPARATELY




### TRACTION BOARD MOUNTS

- Strong, durable and easy to attach
  - Traction boards sold separately
- » 2889530  
XP 1000 '18-26, CREW XP 1000 '19-26, CREW 1000 '20-26, 1000 '20-26, XP KINETIC '23-24



### MULTI-PURPOSE TOOL HOLDER

- Carry and protect tools, paddles and more
  - Ratchet-locking mechanism for quick release and rubber inserts that secure gear into place
- » 2889528  
XP 1000 '18-26, CREW XP 1000 '19-26, CREW 1000 '20-26, 1000 '20-26, XP KINETIC '23-24




### ACCESSORY BARS

- Offers horizontal fitment to allow other accessories to be attached to the Rhino-Rack® platforms
- » 2889884  
XP 1000 '18-26, CREW XP 1000 '19-26, CREW 1000 '20-26, 1000 '20-26, XP KINETIC '23-24



### FISHING ROD HOLDER

- Convenient, locking carrier can transport five fishing rods safely and securely on a roof rack
  - Doubles as a ski/snowboard carrier
- » 2889729  
XP 1000 '18-26, CREW XP 1000 '19-26, CREW 1000 '20-26, 1000 '20-26, XP KINETIC '23-24



### EYELET TIE-DOWNS

- Attach in multiple locations on the platform for additional tie-down points
  - Anti-corrosive, galvanized steel for heavy duty strength
  - Includes one set with hardware (straps not included)
- » 2891204  
XP 1000 '18-26, CREW XP 1000 '19-26, CREW 1000 '20-26, 1000 '20-26, XP KINETIC '23-24



### GUN MOUNTING BRACKET

- Mount Kolpin Stronghold Gun Boots to Rhino-Rack® systems when paired with Auto-Latch Mount (2889931), sold separately
- » 2889327  
XP 1000 '18-26, CREW XP 1000 '19-26, CREW 1000 '20-26, 1000 '20-26, XP KINETIC '23-24



### CARGO CORNER BRACKETS

- Mount a NorthStar cooler or toolbox to the platform and save space inside the vehicle (straps not included)
  - A unique, anti-rotation nut offers maximum security
- » 2889531  
XP 1000 '18-26, CREW XP 1000 '19-26, CREW 1000 '20-26, 1000 '20-26, XP KINETIC '23-24



### 200 L LUGGAGE BAG

- Carry bulky, lightweight gear in this tear- and weather-resistant canvas bag
- » 2889881  
XP 1000 '18-26, CREW XP 1000 '19-26, CREW 1000 '20-26, 1000 '20-26, XP KINETIC '23-24



### FLAG BRACKET

- Securely mount flags or whips to Rhino-Rack® platform
  - Adjustable bracket with 180-degree folding design
  - Includes installation hardware
- » 2891228  
XP 1000 '18-26, CREW XP 1000 '19-26, CREW 1000 '20-26, 1000 '20-26, XP KINETIC '23-24



### LIGHT BAR MOUNT

» 2891354  
XP 1000 '18-26, CREW XP 1000 '19-26, CREW 1000 '20-26, 1000 '20-26, XP KINETIC '23-24



### CUBE LIGHT MOUNT

» 2891355  
XP 1000 '18-26, CREW XP 1000 '19-26, CREW 1000 '20-26, 1000 '20-26, XP KINETIC '23-24

\*Always read and follow the owner's manual and on-vehicle labels for prohibited items.



STORAGE



Exclusive to Polaris, Lock & Ride accessories let you quickly change from one task to another with hundreds of options.

With the flip of a lever, Lock & Ride plungers use outward pressure to expand for secure fit.



300 LB REAR CARGO BOX WINCH

- 300 LB pull force winch that mounts to rear headache rack
- Allows for easy loading of big game or other large and heavy items in the bed

» 2889705  
XP 1000 '18-26, CREW XP 1000 '19-26, CREW 1000 '20-26, 1000 '20-26, XP KINETIC '23-24  
REQUIRES LOCK & RIDE HEADACHE RACK (2890233), SOLD SEPARATELY



FRONT HOOD STORAGE RACK

- Front curve helps keep cargo in place when traveling
  - Provides additional protection
  - Fully integrated pivots to gain under-hood access
  - Requires Accessory Bumper Hardware (2207941), sold separately, when used with 7" Display powered by RIDE COMMAND
- » 2890583  
XP 1000 '18-26, CREW XP 1000 '19-26, CREW 1000 '20-26, 1000 '20-26, XP KINETIC '23-24  
DOES COMPATIBLE WITH UPPER FRONT BUMPER (2890232)  
REQUIRES ACCESSORY BUMPER HARDWARE (2207941), SOLD SEPARATELY, TO WORK WITH FRONT CAMERA



SPARE TIRE CARRIER

- Includes one spare tire carrier
  - Quick installation
  - Tire carrier mounts to the rear cab to keep cargo bed free and easily accessible
  - Maximum tire size supported is 30"
- » 2889193  
XP 1000 '18-26, CREW XP 1000 '19-26, CREW 1000 '20-26, 1000 '20-26, XP KINETIC '23-24



POLARIS RANGER FUEL TRANSPORT KIT WITH MOUNT

- Purpose built design for off-road fuel transport and storage
  - 2-gallon capacity fuel container
  - Quick-mount design for mounting of container to vehicle and ease of use
  - Includes pouring spout and spout storage bag
  - Compatible only with Kolpin Reserv containers
  - Container complies with applicable ASTM standards
  - For use only on specified Polaris vehicles following installation instructions
- » 2889681  
XP 1000 '26, CREW XP 1000 '26, CREW 1000 '26, 1000 '26



HEADACHE RACK

- Lightweight and heavy-duty rack protects the cab of your RANGER and lets you haul even more
- » 2890233  
XP 1000 '17-26, CREW XP 1000 '18-26, CREW 1000 '20-26, 1000 '20-26, XP KINETIC '23-24



REAR SEAT STORAGE - CREW

- Attaches easily to the rear of the front seat in your crew vehicle
  - Provides storage pockets for a variety of items, ensuring they're always within reach
- » 2889268  
CREW XP 1000 '18-26, CREW 1000 '20-26



OVERBED CARGO RACK

- Integrated chainsaw carrying location, bottle opener, and tie-down slots
  - 7" of clearance above the bed rail to fit gear under rack
  - Durable steel and powder-coated finish
- » RACK • 53450  
MOUNTING KIT (53504) REQUIRED, SOLD SEPARATELY
- » MOUNT • 53504  
XP 1000 '18-26, CREW XP 1000 '19-26, CREW 1000 '20-26, 1000 '20-26, XP KINETIC '23-24  
NOT COMPATIBLE WITH CARGOMAX SYSTEM (2882177), TOOL RACK (2881533), BED RACK - 3-SEAT & CREW (2889236), STORAGE BOX (2883279), OR 60 GALLON BOOMLESS UTILITY SPRAYER (2891271)



ALUMINUM BED BOX

- Lockable stainless steel latches accessible from driver & passenger sides
  - Gasketed Lid to minimize dust & water
  - Durable 15-gauge diamond plate aluminum
- » BOX • 53470  
MOUNTING KIT (53504) REQUIRED, SOLD SEPARATELY
- » MOUNT • 53504  
XP 1000 '18-26, CREW XP 1000 '19-26, CREW 1000 '20-26, 1000 '20-26, XP KINETIC '23-24  
NOT COMPATIBLE WITH CARGOMAX SYSTEM (2882177), TOOL RACK (2881533), BED RACK - 3-SEAT & CREW (2889236), STORAGE BOX (2883279), OR 60 GALLON BOOMLESS UTILITY SPRAYER (2891271)



DIAMOND PLATE ALUMINUM BEDSIDE SADDLE BOX

- Lockable stainless steel latch
  - Gasketed Lid to minimize dust & water
  - Integrated mounting holes for quick mount/removal to vehicle bed side
  - Durable 15-gauge diamond plate aluminum
- » BOX • 53475  
MOUNTING KIT (98510) REQUIRED, SOLD SEPARATELY
- » MOUNT (2 REQUIRED) • 98510  
XP 1000 '18-26, CREW XP 1000 '19-26, CREW 1000 '20-26, 1000 '20-26, XP KINETIC '23-24  
NOT COMPATIBLE WITH CARGOMAX SYSTEM (2882177), BED RACK - 3-SEAT & CREW (2889236), OR 60 GALLON BOOMLESS UTILITY SPRAYER (2891271)

75+ COMBINATIONS TO MAKE IT YOUR OWN

With a full line of Lock & Ride accessories, you can haul more and do more. Use the chart below to see what combinations work together.

		Headache Rack	CargoMax System	Bed Extender	Storage Box	Tool Rack	Chainsaw Mount	60 Gallon Boomless Utility Sprayer	300 LB Rear Cargo Box Winch	Front Bumper Storage Rack	Cargo Bed Mat	RHINO-RACK Roof Rack - 3-Seat	RHINO-RACK Bed Rack - 3-Seat & Crew	RHINO-RACK Roof Rack - Crew
		2890233	2882177	2882752	2883279	2881533	2879354	2891271	2889705	2883971	2882751	2889236	2889236	2889237
Headache Rack	2890233		✓	✓	✓		✓	✓	✓	✓	✓	✓		✓
CargoMax System	2882177	✓			✓ <sup>2</sup>					✓	✓	✓		✓
Bed Extender	2882752	✓			✓	✓	✓		✓	✓	✓	✓		✓
Storage Box	2883279	✓	✓ <sup>1</sup>	✓		✓	✓		✓	✓	✓	✓		✓
Tool Rack	2881533			✓	✓		✓		✓	✓	✓	✓		✓
Chainsaw Mount	2879354	✓		✓	✓	✓		✓	✓	✓	✓	✓		✓
60 Gallon Boomless Utility Sprayer	2891271	✓			✓	✓	✓		✓	✓	✓	✓		✓
300 LB Rear Cargo Box Winch	2889705	✓		✓	✓	✓	✓	✓		✓	✓	✓		✓
Front Bumper Storage Rack	2883971	✓	✓	✓	✓	✓	✓	✓	✓		✓	✓	✓	✓
Cargo Bed Mat	2882751	✓	✓	✓	✓	✓	✓	✓	✓	✓		✓	✓	✓
RHINO-RACK Roof Rack - 3-Seat	2889236	✓	✓	✓	✓	✓	✓	✓	✓	✓	✓		✓	
RHINO-RACK Bed Rack - 3-Seat & Crew	2889236									✓	✓	✓		✓
RHINO-RACK Roof Rack - Crew	2889237	✓	✓	✓	✓	✓	✓	✓	✓	✓	✓	✓	✓	

<sup>1</sup> Storage box at front of cargo box if not used with Tip-down Headache Rack    <sup>2</sup> Storage box at front of cargo box

QUICKSTRAP

- The quickest and most secure way to mount Polaris accessories
  - Sold as a pair
- » 2882187  
ALL COOLERS, RANGER CARGO BOXES



D-RINGS

- The most versatile Lock & Ride accessory - add as many as you need to secure your cargo with bungee cords or straps
- » 2881545  
ALL RANGER CARGO BOXES



1.5" x 15' 5,500 LB RATCHET STRAP

- Heavy-duty webbing
  - 5,500 lb. maximum load / 1,833 lb. working load
  - 2 Pack
- » 2884031

2" x 20' 10,000 LB RATCHET STRAP

- Heavy-duty webbing
  - 10,000 lb. maximum load / 3,300 lb. working load
  - Floating D-Rings and Double J-Hooks
- » 2884032



# MISC ACCESSORIES

## SPRAYERS

**SPRAYERS:**

- 45 or 60 gallon tank
- 5" tank lid and tether
- 4.5 GPM pump
- 5' SAE 2 lead wire harness
- 8' wire harness with battery clips
- Steel frame
- Lock & Ride MAX quick attachments
- Aluminum slides to secure frame in box
- Deluxe spray wand
- 25 feet of 3/8" hose
- Hose wrap brackets
- 3/4" clear opening tank drain and shutoff valve

**BOOM KITS:**

- 2" receiver hitch boom support
- Hitch clamp to tighten 2" support
- Adjustable height boom
- (7) 0.3" air induction extended range nozzles- blue
- 1" steel tube folding boom
- 5' of 3/8" hose with quick connect

**BROADCAST KITS:**

- Over the tailgate boom support bracket
- Adjustable height boom
- 3 nozzle broadcast spray nozzles
- 5' of 1/2" hose with quick connect



65 GALLON BROADCAST KIT



65 GALLON BOOM KIT

**45 GALLON UTILITY SPRAYER**

- » SPRAYER • 2891270
- » BOOM KIT • 2891272
- » BROADCAST KIT • 2891273

ALL RANGER MODELS

**65 GALLON UTILITY SPRAYER**

- » SPRAYER • 2891271
- » BOOM KIT • 2891272
- » BROADCAST KIT • 2891273

ALL RANGER MODELS



## BED ESSENTIALS



**OFF-ROAD TOOL KIT BY CRUZTOOLS®**

- » 2890429
- XP 1000 '17-26, CREW XP 1000 '18-26, CREW 1000 '20-26, 1000 '20-26, XP KINETIC '23-24



**FIRE EXTINGUISHER HOLDER**

- Only holds a 3.25" diameter extinguisher
- Quick release strap allows for easy use
- » 2882158
- XP 1000 '17-26, CREW XP 1000 '18-26, CREW 1000 '20-26, 1000 '20-26, XP KINETIC '23-24



**CARGO BED MAT**

- Non-slip surface to better secure loads and keep cargo bed clean
- » 2882751
- XP 1000 '18-26, CREW XP 1000 '19-26, CREW 1000 '20-26, 1000 '20-26, XP KINETIC '23-24



**ELECTRONIC CARGO BOX LIFT**

- » 2884141
- XP 1000 '18-26, CREW XP 1000 '19-26, CREW 1000 '20-26, 1000 '20-26, XP KINETIC '23-24

## TOW & HAUL



**TRAILER BALLS**

- » 2" WITH 3/4" SHANK 2877603
- » 1 7/8" WITH 3/4" SHANK 2877602



**2" BALL MOUNT**

- » 2" RECEIVER 2875320



**3:1 HITCHES**

- » 2" x 2" RECEIVER 2830522
- » 1 1/4" x 1 1/4" RECEIVER 2830523
- » 1 7/8" REPLACEMENT BALL 2830524



**FRONT RECEIVER HITCH**

- » 2" WITH 3/4" SHANK 2884692

## TASK-SPECIFIC TOOLS

**TOOL RACK**

- Attach on the inside or outside of the cargo bed
- » 2881533
- XP 1000 '17-26, CREW XP 1000 '18-26, CREW 1000 '20-26, 1000 '20-26, XP KINETIC '23-24

**TRASH CAN HAULER**

- Receiver mounted trash can hauler that allows slow speed towing of 2 trash cans
- Ideal for hauling cans down long driveways
- » 2889876
- SP 570 '22-26, CREW SP 570 '22-26



## ORGANIZE & PROTECT

**STORAGE BOX**

- Enough room to store all the tools you need to get the job done
- Internal organizational dividers keep gear from rolling around
- Easily detaches from vehicle
- » 2883279
- XP 1000 '17-26, CREW XP 1000 '18-26, CREW 1000 '20-26, 1000 '20-26, XP KINETIC '23-24



# DO MORE:



COOLERS P. 116



HUNT P. 114



COLD WEATHER P. 102



LIGHTING P. 106



# RANGER XP KINETIC

# THE POWER

# TO DO MORE

**DO MORE THAN EVER BEFORE** with the full-size electric RANGER. Unmatched horsepower and instant torque means more power than ever before to precisely pull, haul more, and get more done. The industry's strongest drivetrain delivers lower maintenance costs and more uptime to get the job done. Plus, the quiet electric powertrain enables easy conversations while riding and stealthy trips to hunting spots.



### FRONT CAMERA FOR RIDE COMMAND TECHNOLOGY

- Provides additional vantage point
- Front-mounted camera to help with plowing and other tasks

» 2889662  
XP KINETIC '23-24



### DUAL CHARGER HARNESS

- Required for installation of a 3kW On-Board Charger on XP Kinetic Premium trims

» 2889704  
XP KINETIC '23-24



### IN-CAB HEATER AND DEFROST KIT

- Instant heat, no more waiting for engine to warm up
- Easily control the climate inside your cab in any season
- Helps defrost windshields and keep you warm or cool
- Three different fan speeds
- Heat and fan dash-mounted controls
- Manual vents

» 2889449  
XP KINETIC '23-24  
REQUIRES HIGH VOLTAGE BUSBAR (2889667), SOLD SEPARATELY



### HIGH VOLTAGE BUSBAR

- Required for adding heater or other high voltage accessories such as upgraded chargers

» 2889667  
XP KINETIC '23-24



### ACCESSORY BUMPER HARDWARE

- Required when using a front camera as well as an upper front bumper or hood rack

» 2889659  
XP KINETIC '23-24



### TRIPLE CHARGER HARNESS

- Required for installation of a 3kW On-Board Charger on XP Kinetic Ultimate trims

» 2889486  
XP KINETIC '23-24



### 3kW ON-BOARD CHARGER

- Provides additional 3kW charge so you can save time and get more done with your RANGER
- Increases charge rate while decreasing charge time when connected to appropriate in home charger for more efficiency
- Maximum charge of 6kW on Premium trims and 9kW on Ultimate trims
- Upgraded Level 2 EVSE + 240V outlet required for optimal charging for Ultimate trim with 9kW upgrade
- Pair with Wallbox™ Pulsar Plus for optimal charging for Ultimate trim with 9kW upgrade

» 2889661  
XP KINETIC '23-24  
ULTIMATE TRIM: REQUIRES HIGH VOLTAGE BUSBAR (2889667) AND TRIPLE CHARGER HARNESS (2889486), EACH SOLD SEPARATELY  
PREMIUM TRIM: REQUIRES HIGH VOLTAGE BUSBAR (2889667) AND DUAL CHARGER HARNESS (2889704), EACH SOLD SEPARATELY




### WALLBOX™ PULSAR PLUS

- For RANGER XP Kinetic Ultimate trims only
- Achieve full charge in as little as 3.5 hours when paired with a 240V outlet

» 2890040  
XP KINETIC '23-24  
ULTIMATE TRIM ONLY




# MAINTENANCE PARTS & FLUIDS



**POLARIS ENGINEERED PARTS AND OIL** have been validated and tested extensively, specifically for your vehicle. In order to maintain the peak performance of your Polaris vehicle only use official Polaris Engineered parts and oil.



We're taking the passion of our riders, workers, and outdoor enthusiasts to the next level with HD Parts. These Heavy Duty parts are engineered for riders who want greater durability and enhanced performance. HD Parts are designed and tested to handle greater wear and tear under all weather conditions.



- A DRIVE BELT**
- » 1000 • 3211218
  - » XP 1000 • 3211186
  - » XP 1000 • **HD** • 3212358
  - » XP KINETIC • 3212327



- B BRAKE PADS**
- » FRONT • 2209279
  - » FRONT • **HD** • 2208933
  - » REAR • 2209280
  - » REAR • **HD** • 2208936



- C OIL FILTER**
- » 2540086
  - » **HD** • 2522498
  - XP KINETIC DOES NOT HAVE AN OIL FILTER



- D BATTERY**
- » 4014132-P
  - » **HD** • 4081855



- E AIR FILTER**
- » 7082265
  - 1000 / XP 1000
  - » **HD** • 7083113
  - 1000 / XP 1000



- F SPARK PLUGS**
- » 1000 • 3023571
  - » XP 1000 • 3022662

**LOOKING FOR MORE SERVICE PARTS?**  
See P. 133 to learn how to find parts for your model.

## MAINTENANCE MADE EASY



- ORV MAINTENANCE KIT**
- Includes Oil Change Kit, Gearcase Fluids, Air Filter, & Spark Plug
- » 2830556
  - XP 1000 '18-26



- OIL CHANGE KITS**
- 2.5 QT Engine Oil (oil varies by kit), 1 Oil Filter (2540086) & 1 Drain Plug Washer
- » PS-4 • 2879323
  - » PS-4 EXTREME • 2890057
  - NOT COMPATIBLE WITH XP KINETIC



- G ENGINE OIL** P. 128
- » PS-4 • 1QT • 2876244
  - » PS-4 • 1GAL. • 2876245
  - » PS-4 EXTREME • 1QT • 2889395
  - » PS-4 EXTREME • 1GAL. • 2889396
  - NOT COMPATIBLE WITH XP KINETIC



- H ANGLE DRIVE FLUID**
- For rear gearcase
- » 1QT • 2889280
  - ONLY COMPATIBLE WITH XP KINETIC



- I DEMAND DRIVE FLUID**
- For front gearcase
- » 1QT • 2877922
  - » 2.5 GAL. • 2877923



- J AGL**
- For transmission
- » 1QT • 2878068
  - » 1GAL. • 2878069
  - » EXTREME • 1QT • 2891028



- K DOT 4 BRAKE FLUID**
- » 12 OZ • 2872189



- ALL-SEASON GREASE TUBE**
- » 3 OZ • 2871322
  - » 14 OZ • 2871423

## MAINTENANCE SCHEDULE\*

RANGER 1000 / XP 1000

BREAK-IN MAINTENANCE			12 MONTHS			24 MONTHS			36 MONTHS			EVERY 1,000 MILES		EVERY 2,000 MILES		FOR A COMPLETE MAINTENANCE SCHEDULE, CHECK YOUR OWNER'S MANUAL		
FIRST 25 HRS   500 MI / 800 KM			200 HRS   2,000 MI / 3,200 KM			400 HRS   4,000 MI / 6,400 KM			600 HRS   6,000 MI / 9,700 KM			1,600 KM		3,200 KM				
<div>ENGINE OIL &amp; OIL FILTER CHANGE</div>			<div>ENGINE OIL &amp; OIL FILTER CHANGE</div>			<div>ENGINE OIL &amp; OIL FILTER CHANGE</div>			<div>ENGINE OIL &amp; OIL FILTER CHANGE</div>			<div>TRANSMISSION FLUID CHANGE FLUID</div>		<div>TRANSMISSION FLUID CHANGE</div>				
<div>FRONT GEARCASE INSPECT FLUID</div>			<div>TRANSMISSION FLUID CHANGE FLUID</div>			<div>TRANSMISSION FLUID CHANGE FLUID</div>			<div>TRANSMISSION FLUID CHANGE FLUID</div>			<div>FRONT GEARCASE CHANGE FLUID</div>		<div>FRONT GEARCASE CHANGE FLUID</div>				
<div><div>BRAKE PADS INSPECT</div><div>REPLACE AS NEEDED</div></div>			<div><div>FRONT GEARCASE CHANGE FLUID</div></div>			<div><div>AIR FILTER REPLACE</div></div>			<div><div>BRAKE FLUID CHANGE</div></div>			<div><div>BRAKE PADS INSPECT</div><div>ADD FLUID AS NEEDED</div></div>			<div><div>BRAKE PADS INSPECT</div><div>REPLACE AS NEEDED</div></div>		<div><div>BRAKE FLUID CHANGE</div></div>	
<div><div>BRAKE FLUID INSPECT</div><div>ADD FLUID AS NEEDED</div></div>			<div><div>AIR FILTER REPLACE</div></div>			<div><div>BRAKE FLUID CHANGE</div></div>			<div><div>BRAKE PADS INSPECT</div><div>ADD FLUID AS NEEDED</div></div>			<div><div>BRAKE PADS INSPECT</div><div>ADD FLUID AS NEEDED</div></div>			<div><div>BATTERY TEST &amp; CLEAN</div><div>REPLACE AS NEEDED</div></div>		<div><div>BRAKE PADS INSPECT</div><div>REPLACE AS NEEDED</div></div>	
<div><div>TRANSMISSION FLUID INSPECT</div><div>ADD FLUID AS NEEDED</div></div>			<div><div>BRAKE PADS INSPECT</div><div>REPLACE AS NEEDED</div></div>			<div><div>FRONT GEARCASE CHANGE FLUID</div></div>			<div><div>FRONT GEARCASE CHANGE FLUID</div></div>			<div><div>FRONT GEARCASE CHANGE FLUID</div></div>			<div><div>GENERAL LUBRICATION ALL FITTINGS, PIVOTS, CABLES, ETC.</div></div>		<div><div>BATTERY TEST &amp; CLEAN</div><div>REPLACE AS NEEDED</div></div>	
			<div><div>DRIVE BELT INSPECT</div><div>REPLACE AS NEEDED</div></div>			<div><div>BRAKE PADS INSPECT</div><div>REPLACE AS NEEDED</div></div>			<div><div>BRAKE PADS INSPECT</div><div>REPLACE AS NEEDED</div></div>						<div><div>GENERAL LUBRICATION ALL FITTINGS, PIVOTS, CABLES, ETC.</div></div>		<div><div>GENERAL LUBRICATION ALL FITTINGS, PIVOTS, CABLES, ETC.</div></div>	





OWNER ESSENTIALS  
PACKAGE

SCAN TO SHOP  
THIS PACKAGE



FARM  
PACKAGE

SCAN TO SHOP  
THIS PACKAGE



- 2885077 Sport Roof - Poly P. 82
- 2885080 Full Windshield - Glass P. 84
- 2879965  Rear Panel - Glass P. 85
- 2889243 Side View Mirrors - ROPS-Mounted P. 86
- 2889187 Convex Weatherproof Rearview Mirror P. 86
- 2890288 Sun Visor P. 86
- 2885095 3,500 LB Winch P. 87



- NORTHSTAR EDITION**
- 2889241 Side View Mirrors - Door Mounted P. 86
  - 2890288 Sun Visor P. 86
  - 2885087 Rear Bumper P. 89

- 2889538 Rear Headache Rack - Winch Ready P. 86
- 2889187 Convex Weatherproof Rearview Mirror P. 86
- 2885095 3,500 LB Winch P. 87
- 2889189 Cargo Bed Mat P. 88







HUNT  
PACKAGE




SCAN TO SHOP  
THIS PACKAGE





LANDOWNER  
PACKAGE

SCAN TO SHOP  
THIS PACKAGE



- 2889199  Storage Box P. 88
- 2889538 Headache Rack P. 88
- 2890134 300 LB Rear Cargo Box Winch P. 88
- 2885088  Front Hood Storage Rack P. 88
- 2884299 RIGID® 32" SR-Series Combo LED Light Bar P. 107
- 2890053 Light Bar Mount P. 107
- 2889161 Polaris PULSE Wiring Harness - 1 LED Light Bar P. 112
- 2884106  Kolpin Stronghold Auto-Latch Boot Mount P. 114
- 2882036 Kolpin Stronghold Gun Boot XL P. 114



- 2889189 Cargo Bed Mat P. 88
- 2889199  Storage Box P. 88
- 2881533  Tool Rack P. 89
- 2889791 Pro Armor 33" Single-Row Combo LED Light Bar P. 107
- 2882209 Light Bar Harness P. 107





TRAIL  
PACKAGE


SCAN TO SHOP  
THIS PACKAGE



WINTER  
PACKAGE

SCAN TO SHOP  
THIS PACKAGE



- 2889199  Storage Box P. 88
- 2880551 Rear A-Arm Guards P. 89
- 2889790 Pro Armor 31" Dual-Row Combo LED Light Bar P. 107
- 2890053 Light Bar Mount P. 107
- 2889161 Polaris PULSE Wiring Harness - 1 LED Light Bar P. 112



- 2889577 Pro Series Plow Mount Quick Release Hook P. 103
- 2880260 Pro Series Frame P. 103
- 2890335 Plow Blade - 72" Steel P. 103
- 2889032 Pro Series Plow Hydraulic Angle System P. 103
- 2889162 Plow Controller P. 103
- 2889791 Pro Armor 33" Single-Row Combo LED Light Bar P. 107
- 2889161 Polaris PULSE Wiring Harness - 1 LED Light Bar P. 112





# ROOFS



## POLY FEATURES

- Water run-off
- Polaris PULSE plug and play
- Liner ready
- Lightweight



SEALED COVERAGE



REDUCE STANDING WATER



EASY AND FAST INSTALLATION

## POLARIS ENGINEERED ADVANTAGES

## POLY

Lightweight, durable and impact-resistant. A poly roof can take the abuse of a tight trail and still protect.



2-SEAT



CREW

### SPORT ROOF - POLY

- Offers reliable protection from the sun and rain
- Lightweight, durable polyethylene construction
- Simple one-time installation

- » 2-SEAT • BLACK • 2885077  
SP 570 '22-26
- » CREW • BLACK • 2885078  
CREW SP 570 '22-26

### PREMIUM ROOF LINER

- Cut in-cab noise by 60% at idle and by 40% at 20 mph
  - One-piece liner attaches quickly and securely using push darts
  - Adds premium comfort and quieter cab ride
- » 2-SEAT (SHOWN) • 2885093  
SP 570 '22-26
  - » CREW • 2885094  
CREW SP 570 '22-26

# DOORS



PREMIUM FEATURES



UNPRECEDENTED VENTILATION OPTIONS



EASY AND FAST INSTALLATION

## POLARIS ENGINEERED ADVANTAGES

## POLY

### CRANK WINDOW

Has manual crank windows for airflow adjustment in the cab with a fully finished black interior and exterior panels. Has a steel tube frame with a full 360° seal to keep out dust and rain.



### MANUAL CRANK WINDOW DOORS

- Set of 2 doors
- » FRONT • 2885073  
SP 570 '22-26, CREW SP 570 '22-26  
SHOWN WITH EXTERIOR DOOR  
ACCENT PANEL 2889389-795
- Set of 2 doors
- » REAR • 2885074  
CREW SP 570 '22-26  
SHOWN WITH EXTERIOR DOOR  
ACCENT PANEL 2889390-795

## CANVAS

### ZIP WINDOW

Heavy-duty 23-oz durable protection with adjustable zipper ventilation and see-through bottom panel. Powder-coated steel rod door frames provide strength and enhance fit and finish.



### ZIP WINDOW DOORS

- Set of 2 doors
- » FRONT • 2885075  
SP 570 '22-26, CREW SP 570 '22-26
- Set of 2 doors
- » REAR • 2885076  
CREW SP 570 '22-26



### STEEL HALF DOORS

- Set of 2 doors
  - 30-minute installation
  - Easy-on, easy-off e-clip & hinge pin removal
  - Standard automotive forward opening (like your truck)
  - Premium aluminum door handle with automotive-style latch (doesn't rattle)
  - Thick D-Trim seals around lower edge for splash-free riding
- » 32100  
SP 570 '22-26



### UPPER SOFT DOORS

- Set of 2 doors
  - Quick on-off 15 minute installation
  - Durable steel framing with weather resistant nylon canvas
  - -20°F cold crack rated PVC windows with double zippered full opening
  - Door handle access with zippered closure
  - Thick trim seals around upper edge for complete cab enclosure
- » 32600  
SP 570 '22-26  
STEEL HALF DOORS (32100) REQUIRED, SOLD SEPARATELY




### EXTERIOR DOOR ACCENT PANELS

- Replace stock gloss black accent panels
- Painted plastic and clear-coated for UV protection
- Install easily with a single screw
- Comes as a pair
- Compatible with poly manual crank windows doors only

- |       |             |  |                      |  |             |  |                              |  |             |  |                           |
|-------|-------------|--|----------------------|--|-------------|--|------------------------------|--|-------------|--|---------------------------|
|       | GHOST GRAY  |  | POLARIS PURSUIT CAMO |  | SAND DUNE   |  | SAGEBRUSH GREEN NON-METALLIC |  | ZENITH BLUE |  | POLARIS BLUE NON-METALLIC |
| FRONT | 2889389-728 |  | 2889391-587          |  | 2889850-902 |  | 2889389-560                  |  | 2889389-849 |  | 2889389-795               |
| REAR  | 2889390-728 |  | 2889392-587          |  | 2889851-902 |  | 2889390-560                  |  | 2889390-849 |  | 2889390-795               |



# WINDSHIELDS & REAR PANELS



POLY  
GLASS

**GLASS vs HARD COAT POLY**


**GLASS**

- Superior optical clarity (automotive level)
- Scratch-resistant
- Curved to fit, seals tight
- Cold weather / heavy duty
- Wiper ready

**HARD COAT POLY**

- Lightweight, flexible, easy to store/remove
- Impact-resistant
- Tight seal keeps out rain and dust
- 30x more scratch resistant

POLYVINYL  
HARD COAT



POLARIS ENGINEERED ADVANTAGES

## WINDSHIELDS



FULL TIP-OUT WINDSHIELD - GLASS

- Tip-out design offers three positions: open, closed and vented
- Gas shocks assist in easy opening and closing
- 360° gasket for reliable protection and comfort
- Scratch-resistant automotive-style curved glass
- Interior sound dampening and optimized visibility

» 2885079  
SP 570 '22-26, CREW SP 570 '22-26



WIPER AVAILABLE  
P. 86

FULL WINDSHIELD - GLASS

- Scratch-resistant, curved laminate safety glass
- Protects against wind, rain and other hazardous debris
- UV-blocking interlayer and 360° gasket seal

» 2885080  
SP 570 '22-26, CREW SP 570 '22-26



» VENTED WINDSHIELD - HARD COAT POLY

- Frameless design for maximum visibility
- Added vents for airflow on a hot day or defrosting on a cold day

» 2883342  
SP 570 '22-26, CREW SP 570 '22-26



» FULL WINDSHIELD - HARD COAT POLY TOP SELLER

- Durable, optical-grade, .236"-thick polycarbonate offers outstanding rider protection and visibility
- Windshield has minimal perimeter framework for full visibility

» 2883319  
SP 570 '22-26, CREW SP 570 '22-26



» FULL WINDSHIELD - POLY TOP SELLER

- Durable, optical-grade, .236"-thick polycarbonate offers outstanding rider protection and visibility
- Windshield has minimal perimeter framework for full visibility

» 2883318  
SP 570 '22-26, CREW SP 570 '22-26



» HALF WINDSHIELD - POLY

- Strong, durable polycarbonate half windshield delivers a combination of protection and airflow into the cab
- Half windshield offers protection from rain, sleet, spray, and off-road hazards

» 2883320  
SP 570 '22-26, CREW SP 570 '22-26



## REAR PANELS



» REAR PANEL - GLASS TOP SELLER

- Durable, tempered laminate glass provides a high level of scratch resistance
- » 2879965  
SP 570 '22-26, CREW SP 570 '22-26



» REAR PANEL - POLY TOP SELLER

- Strong, .236"-thick polycarbonate provides outstanding impact and scratch resistance
- » 2879812  
SP 570 '22-26, CREW SP 570 '22-26



REDUCE IN-CAB DUST SWIRL BY ADDING A REAR PANEL

With a windshield and roof installed, turbulent air develops behind the cab. Add a rear panel to reduce dust intrusion from this swirl.



CAB COMFORT & CONVENIENCE



**HEATER KIT**

- Climate control for the cab of your off-road vehicle
- Total of four dash mounted vents with two positioned for defrosting the windshield and the other two for heating the cab
- Simple, dash-mounted controls
- Manually operated vents for airflow control

» 2885082

SP 570 '22-26, CREW SP 570 '22-26

SP 570 SPORT MODELS REQUIRES FRONT PULSE BAR AND HARNESSSES (2889185), SOLD SEPARATELY



**WINDSHIELD WIPER & WASHER KIT**

- Helps clear hazardous dirt, rain and debris from your windshield

» 2885083

SP 570 '22-26, CREW SP 570 '22-26

SP 570 SPORT MODELS REQUIRES FRONT PULSE BAR AND HARNESSSES (2889185), SOLD SEPARATELY



**CONVEX WEATHERPROOF REAR VIEW MIRROR**

- Convex design for a broader view of traffic
- Durable, weatherproof construction
- Mount the bolts into your choice of pre-designated mounting locations
- Compatible with roof, windshield, and other accessories

» 2889187

SP 570 '22-26, CREW SP 570 '22-26



**SIDE VIEW MIRRORS**

- » DOOR MOUNTED • 2889241
- » ROPS-MOUNTED (SHOWN) • 2889243

SP 570 '22-26, CREW SP 570 '22-26



**RANGER SP 570 LED HEADLIGHTS**

- Add this kit to improve brightness and illumination over stock halogen lights

» 2889877

SP 570 '22-26, CREW SP 570 '22-26



**12V CARGO BED POWER KIT WITH DASH SWITCH**

- Maximize productivity with 12v Cargo Box Power Port to power your tools or accessories to get the job done

» 2889874

SP 570 '22-26, CREW SP 570 '22-26




**FLOOR MATS - FRONT**

- Protects floors from dirt and wear
- Textured, non-slip surface

» 2889186

SP 570 '22-26, CREW SP 570 '22-26



**REAR HEADACHE RACK - WINCH READY**

- Mounts to rear ROPs of vehicle
- Expanded metal screen allows rear visibility and protects rear panel from damage
- Used to mount rear mounted winch

» 2889538

SP 570 '22-26, CREW SP 570 '22-26



**SUN VISOR**

- Injection molded visors for seamless fit to protection from the sun

» 2890288

SP 570 '22-26, CREW SP 570 '22-26



**DOMELIGHT**

- LED Dome light provides optimal visibility in the cab
- Easy to install

» 2889159

SP 570 '22-26, CREW SP 570 '22-26

SP 570 NON-PREMIUM AND NON-NORTHSTAR MODELS REQUIRE FRONT PULSE BAR AND HARNESSSES 2889185

**SP 570 SEAT COVERS - BLACK**

- Strong, durable Carhartt® seat covers for both the seat bottom and backrest
- Designed to fit snug and stay wrinkle free, so it won't slip, slide, or bunch up
- Machine washable for easy cleaning

» 2889879-458

SP 570 '22-26, CREW SP 570 '22-26

**HORN KIT**

- Adds a warning horn to console area of vehicle

» 2889160

SP 570 '22-26, CREW SP 570 '22-26

SP 570 NON-PREMIUM AND NON-NORTHSTAR MODELS REQUIRE FRONT PULSE BAR AND HARNESSSES 2889185

**CAB SEAL KIT**

- Seal out dust from your UTV cab
- Reduces dust from getting on dash and seat

» 2889201

SP 570 '22-26, CREW SP 570 '22-26 (INCLUDED WITH PREMIUM DOORS)

**FRONT PULSE BAR AND HARNESS**

- This kit is needed to install any electrical accessories to a base vehicle

» 2-SEAT • 2889185

SP 570 '22-26, CREW SP 570 '22-26

» CREW • 2889568

CREW SP 570 '22-26

**ELECTRONIC POWER STEERING KIT\*\***

- Smoothest, most powerful electronic power steering available for your Polaris RANGER
- Variable assist for easier steering at lower speeds
- Greater responsiveness at higher speeds
- Front PULSE Bar and Harness required, sold separately

» 2889464

» EPS HARNESS KIT • 2890069

SP 570 '22-26, CREW SP 570 '22-26

\*\*Check with your local dealer for availability.

AUDIO

POLARIS RIDECOMMAND

7" DISPLAY POWERED BY RIDE COMMAND

» 2884072

SP 570 '22-26

SPEAKERS NOT INCLUDED

MORE INFORMATION P. 108

7" DISPLAY MOUNT KIT

- Includes four off-road grade speakers, and 7" Display mounting hardware

» 2889163

SP 570 '22-26

REQUIRES 7" DISPLAY POWERED BY RIDE COMMAND (2884072)



JBL® DASH AUDIO KIT

- Head unit features AM/FM/WB tuner, USB input and Bluetooth compatibility
- Includes four off-road grade speakers, a JBL head unit and mounting hardware

» 2885081

SP 570 '22-26



WINCHES

FEATURES & BENEFITS

PRO SERIES

RAPID ROPE RECOVERY

Retrieve cable 5x as fast as standard mode on other Polaris winches. Get back to riding or complete your task quicker.



NOT AVAILABLE

AUTO STOP TECHNOLOGY

Auto Stop technology protects and extends the life of your winch by automatically stopping the winch at the end of pull to prevent over-spooling.



WIRELESS STANDARD, WIRED OPTION

WIRELESS REMOTE

Operate your winch wirelessly from within 50 ft of the vehicle.

AUTO STOP UPGRADE + WIRELESS REMOTE

2889840

SYNTHETIC ROPE REQUIRED



WARRANTY

PREMIUM SYNTHETIC ROPE

Lightweight, extremely strong and flexible 50 ft long rope stands up to any tough job.



ADD SYNTHETIC ROPE

2878888

MODEL	4,500 LB	3,500 LB	ADD REQUIRED CABLES
SP 570 '22-26 CREW SP 570 '22-26	2885096	TOP SELLER 2885095	2-SEAT & CREW MODELS 2889185

UPGRADE YOUR CONTROLS

WIRED REMOTE CONTROL

- Kit includes remote handle and socket

» REMOTE HANDLE & SOCKET KIT 2889600

WIRELESS WINCH REMOTE

- Add convenience and safety to your integrated winch system
- Capable of operating the winch from up to 50-feet away
- Avoid tangled cables and eliminate the risk of damaged control cables

» 2889840

SP 570 '22-26

POWER CONTROLLER

- Control your winch and plow hydraulics directly from the shift knob


» 2889162

SP 570 '22-26





STORAGE



Exclusive and available on all Polaris vehicles, Lock & Ride accessories let you quickly change from one task to another with hundreds of options.

With the flip of a lever, Lock & Ride plungers use outward pressure to expand for a secure fit.



SPARE TIRE CARRIER

- Includes one spare tire carrier
- Quick installation
- Tire carrier mounts to the rear cab to keep cargo bed free and easily accessible
- Maximum tire size supported is 30"

» 2889193  
SP 570 '22-26, CREW SP 570 '22-26



STORAGE BOX

- Provides enough room to store all the tools you need to get the job done
- Internal organizational dividers keep gear from rolling around
- Easily detaches from vehicle

» 2889199  
SP 570 '22-26, CREW SP 570 '22-26



CARGO BED MAT

- Protects cargo box, reduces drivetrain noise, and keeps cargo more secure with non-slip design
- Thick (3.18 mm) rubber mat construction

» 2889189  
SP 570 '22-26, CREW SP 570 '22-26



300 LB REAR CARGO BOX WINCH

- 300 LB pull force winch that mounts to rear headache rack
- Allows for easy loading of big game or other large and heavy items in the bed

» 2890134  
SP 570 '22-26, CREW SP 570 '22-26  
REQUIRES HEADACHE RACK (2889538), SOLD SEPARATELY



BED EXTENDER/DIVIDER

- Increase your cargo capacity and UTV storage
- Extend the cargo bed or divide cargo within the bed
- Lock & Ride technology for easy install without tools
- Made from durable steel and powder-coated finish

» 2889183  
SP 570 '22-26, CREW SP 570 '22-26



FRONT HOOD STORAGE RACK

- Increases storage and protects against brush and debris
- Steel construction with a durable powder-coated finish
- Lock & Ride functions for easy install, on and off maneuvering of the basket, and under-hood access
- Weight Capacity: 100 lbs.

» 2885088  
SP 570 '22-26, CREW SP 570 '22-26  
NOT COMPATIBLE WITH UPPER FRONT BUMPER (2885084) AS IT USES SAME MOUNTING POINTS



HEADACHE RACK

- Provides extreme cargo versatility to your UTV
- Strong steel tube construction for maximum durability

» 2889538  
SP 570 '22-26, CREW SP 570 '22-26



POLARIS RANGER FUEL TRANSPORT KIT WITH MOUNT

- Purpose built design for off-road fuel transport and storage
- 2-gallon capacity fuel container
- Quick-mount design for mounting of container to vehicle and ease of use
- Includes pouring spout and spout storage bag
- Compatible only with Kolpin Reserv containers
- Container complies with applicable ASTM standards
- For use only on specified Polaris vehicles following installation instructions

» 2889681  
SP 570 '26, CREW SP 570 '26



CHAINSAW MOUNT

» 2879354  
SP 570 '22-26, CREW SP 570 '22-26



TRASH CAN HAULER

- Receiver mounted trash can hauler that allows slow speed towing of 2 trash cans
- Ideal for hauling cans down long driveways

» 2889876  
SP 570 '22-26, CREW SP 570 '22-26



D-RINGS

- The most versatile Lock & Ride accessory: add as many as you need to secure your cargo with bungee cords or straps

» 2881545  
SP 570 '22-26, CREW SP 570 '22-26



FIRE EXTINGUISHER HOLDER

• Quick-release strap allows for easy access  
» 2882158  
SP 570 '22-26, CREW SP 570 '22-26



TOOL RACK

- Attach on the inside or outside of the cargo bed

» 2881533  
SP 570 '22-26, CREW SP 570 '22-26



OVERBED CARGO RACK

- Integrated chainsaw carrying location, bottle opener, and tie-down slots
- 7" of clearance above the bed rail to fit gear under rack
- Durable steel and powder-coated finish

» RACK • 53450  
MOUNTING KIT (53504) REQUIRED, SOLD SEPARATELY  
» MOUNT • 53504  
SP 570 '22-26, CREW SP 570 '22-26  
NOT COMPATIBLE WITH TOOL RACK (2881533) OR 60 GALLON BOOMLESS UTILITY SPRAYER (2891271)



PROTECTION



UPPER FRONT BUMPER

- Made from tubular steel and provides additional protection for front fenders and headlights
- Attaches to stock front bumper
- Durable, scratch-resistant, black powder-coat finish

» 2885084  
SP 570 '22-26, CREW SP 570 '22-26  
FITS PREMIUM MODELS ONLY  
NOT COMPATIBLE WITH HOOD RACK (2885088)  
USES SAME MOUNTING LOCATIONS  
REQUIRES PREMIUM WELD-BUMPER (1028432-458), SOLD SEPARATELY



REAR BUMPER

- Made from tubular steel and provides additional protection for taillights
- Durable, scratch-resistant, black powder-coat finish
- Reliably enhances back-end protection of vehicle

» 2885087  
SP 570 '22-26, CREW SP 570 '22-26



ROCK SLIDERS WITH STEP

- Reliable, hard-working protection for edges of vehicle
- Mounts directly to the frame, instead of underneath, for maximum ground clearance

» 2-SEAT (SHOWN) • 2889180  
SP 570 '22-26  
» CREW • 2889181  
CREW SP 570 '22-26



A-ARM GUARDS

- Valuable, reliable protection for vital front suspension components exposed to the rigors of off-road environments
- Strong, durable, lightweight polyethylene construction withstands off-road impacts to protect the A-Arms

» FRONT (SHOWN) • 2885097  
» REAR • 2880551  
SP 570 '22-26, CREW SP 570 '22-26  
NOT COMPATIBLE WITH MODELS THAT HAVE FRONT SWAY BAR

STRAPS

1.5" x 15' 5,500 LB. RATCHET STRAP

- Heavy-duty webbing
- 2 pack

» 2884031



QUICKSTRAP

- The quickest and most secure way to mount Polaris accessories
- Sold as a pair

» 2882187  
ALL COOLERS, RANGER CARGO BOXES



2" x 20' 10,000 LB. RATCHET STRAP

- Heavy-duty webbing

» 2884032



DO MORE:



COOLERS P. 116



HUNT P. 114



COLD WEATHER P. 102



LIGHTING P. 106



# MAINTENANCE PARTS & FLUIDS



**POLARIS ENGINEERED PARTS AND OIL** have been validated and tested extensively, specifically for your vehicle. In order to maintain the peak performance of your Polaris vehicle only use official Polaris Engineered parts and oil.



We're taking the passion of our riders, workers, and outdoor enthusiasts to the next level with HD Parts. These Heavy Duty parts are engineered for riders who want greater durability and enhanced performance. HD Parts are designed and tested to handle greater wear and tear under all weather conditions.



**A DRIVE BELT**  
» 3211218



**B BRAKE PADS**  
» 2203318  
» **HD** • 2208936



**C OIL FILTER**  
» 2540086  
» **HD** • 2522498



**D BATTERY**  
» 4014132-P  
» **HD** • 4081855




**E AIR FILTER**  
» 7082037



**F SPARK PLUG**  
» 3022662

**LOOKING FOR MORE SERVICE PARTS?**  
See P. 133 to learn how to find parts for your model.



## MAINTENANCE MADE EASY



**ORV MAINTENANCE KIT**  
Includes Oil Change Kit, Gearcase Fluids, Air Filter, & Spark Plug  
» 2891115  
SP 570 '22-26, CREW SP 570 '22-26



**OIL CHANGE KITS**  
2.5 QT Engine Oil (oil varies by kit), 1 Oil Filter (2540086) & 1 Drain Plug Washer  
» PS-4 • 2202166  
» PS-4 EXTREME • 2890056



**ALL-SEASON GREASE TUBE**  
» 3 OZ • 2871322  
» 14 OZ • 2871423



**G ENGINE OIL** P. 128  
» PS-4 • 1QT • 2876244  
» PS-4 • 1GAL. • 2876245  
» PS-4 EXTREME • 1QT • 2889395  
» PS-4 EXTREME • 1GAL. • 2889396



**H DEMAND DRIVE FLUID**  
For front gearcase  
» 1QT • 2877922  
» 2.5 GAL. • 2877923



**I AGL**  
For transmission  
» 1QT • 2878068  
» 1GAL. • 2878069  
» EXTREME • 1QT • 2891028



**J DOT 4 BRAKE FLUID**  
» 12 OZ • 2872189

# MAINTENANCE SCHEDULE\*

Claims made based off testing and performance of Polaris HD Parts against standard OEM parts made by Polaris and competitor brands under normal use. For more information regarding Polaris HD parts including vehicle compatibility, installation and maintenance, please contact your authorized Polaris ORV dealer.

BREAK-IN MAINTENANCE		12 MONTHS	24 MONTHS	36 MONTHS
FIRST 25 HRS   500 MI / 800 KM		200 HRS   2,000 MI / 3,200 KM	400 HRS   4,000 MI / 6,400 KM	600 HRS   6,000 MI / 9,700 KM
ENGINE OIL & OIL FILTER CHANGE		ENGINE OIL & OIL FILTER CHANGE	ENGINE OIL & OIL FILTER CHANGE	ENGINE OIL & OIL FILTER CHANGE
FRONT GEARCASE CHANGE FLUID		TRANSMISSION CHANGE FLUID	TRANSMISSION CHANGE FLUID	TRANSMISSION CHANGE FLUID
BATTERY TEST & CLEAN REPLACE AS NEEDED		FRONT GEARCASE CHANGE FLUID	FRONT GEARCASE CHANGE FLUID	FRONT GEARCASE CHANGE FLUID
TRANSMISSION FLUID INSPECT ADD LUBRICANTS AS NEEDED		AIR FILTER REPLACE	BRAKE FLUID INSPECT	AIR FILTER REPLACE
		BRAKE PADS INSPECT REPLACE AS NEEDED	AIR FILTER REPLACE	BRAKE PADS INSPECT REPLACE AS NEEDED
			DRIVE BELT INSPECT REPLACE AS NEEDED	BRAKE FLUID INSPECT ADD AS NEEDED
			SPARK PLUGS INSPECT REPLACE AS NEEDED	DRIVE BELT INSPECT REPLACE AS NEEDED
			BATTERY TEST & CLEAN REPLACE AS NEEDED	SPARK PLUGS INSPECT REPLACE AS NEEDED
			GENERAL LUBRICATION ALL FITTINGS, PIVOTS, CABLES, ETC.	BATTERY TEST & CLEAN REPLACE AS NEEDED
				GENERAL LUBRICATION ALL FITTINGS, PIVOTS, CABLES, ETC.



FOR A COMPLETE MAINTENANCE SCHEDULE, CHECK YOUR OWNER'S MANUAL

\*This is a sample maintenance schedule. Please reference and use your owners manual for full maintenance and vehicle care.





OWNER ESSENTIALS PACKAGE

SCAN TO SHOP THIS PACKAGE



2891577	Poly Front Fixed Windshield P. 93	2889187	Convex Weatherproof Rear View Mirror P. 93	2884657	Polaris PULSE LED Light Bar Wiring Harness P. 94
2891578	Poly Rear Panel P. 93	2889791	Pro Armor 33" Single-Row Combo LED Light Bar P. 94	2891666	Front Pulse Bar and Harness P. 94
98320	Side View Mirrors P. 93				

COMFORT & CONVENIENCE



NEW  
POLY FRONT FIXED WINDSHIELD

- A strong reliable barrier against wind, rain, dust and flying debris—keeping the cab protected and comfortable in any weather
- Made from optical grade, scratch resistant polycarbonate. Delivers clear visibility and rugged protection you can count on through the toughest terrain
- Installs in minutes—just clamp this front windshield to dashboard and hit the trail with confidence. Designed to pair with manual windshield wipers

» 2891577  
RANGER 500 '26



NEW  
POLY REAR PANEL

- A strong barrier against wind, rain, dust and debris—keeping the cab protected and rear visibility clear in any weather
- Made from optical grade, scratch resistant polycarbonate
- Installs in minutes—just clamp it to rear panel behind the seats and hit the trail.

» 2891578  
RANGER 500 '26



KOLPIN  
OUTDOORS  
COMING SEPTEMBER

GLASS WINDSHIELD WITH VENTS

- Scratch-resistant, DOT-approved glass
- No-gap seal
- Dual sliding vents increase in-cab air-flow
- Designed to pair with Manual Wiper Kit (28000), sold separately

» 28135  
RANGER 500 '26  
NOT COMPATIBLE WITH SIDE MIRRORS (98320)



KOLPIN  
OUTDOORS  
MANUAL WIPER KIT

- Easy hand operated durable UTV wiper
- Plug & Play with Glass Windshields
- Quick & easy install to poly windshields
- 13" Steel arm with a 12" rubber blade

» 28000  
RANGER 500 '26



KOLPIN  
OUTDOORS  
SIDE VIEW MIRRORS

- 4.9" W x 8.5" H single view lens for wide viewing range
- Easy Installation
- Rugged fold-in and break-away design
- Adjustable spring tension to fold-in
- Included clamps fit 1 5/8" - 2" round tubing and Polaris profile tubes
- Low-profile clamp compatible with most windshields and doors
- Set of two mirrors

» 98320  
RANGER 500 '26  
NOT COMPATIBLE WITH THE GLASS WINDSHIELD WITH VENTS (28135)



CONVEX WEATHERPROOF REAR VIEW MIRROR

- Convex design for a broader view of traffic
- Durable, weatherproof construction
- Mount the bolts into your choice of pre-designated mounting locations
- Compatible with roof, windshield, and other accessories

» 2889187  
RANGER 500 '26



SUN VISOR


- Injection molded visors for seamless fit to protection from the sun

» 2890288  
RANGER 500 '26

PREMIUM ROOF LINER

- Cut in-cab noise by 60% at idle and by 40% at 20 mph
- One-piece liner attaches quickly and securely using push darts
- Adds premium comfort and quieter cab ride

» 2-SEAT (SHOWN) • 2885093  
RANGER 500 '26







LIGHTING



PRO ARMOR 33" SINGLE-ROW COMBO LED LIGHT BAR

» 2889791  
RANGER 500 '26  
REQUIRES FRONT PULSE BAR AND HARNESS (2891666), AND POLARIS PULSE LED LIGHT BAR WIRING HARNESS (2884657)



LED DOME LIGHT

- LED Dome light provides optimal visibility in the cab
  - Easy to install
- » 2889159  
RANGER 500 '26  
REQUIRES FRONT PULSE BAR AND HARNESS (2891666), AND POLARIS PULSE LED LIGHT BAR WIRING HARNESS (2884657)



POLARIS PULSE LED LIGHT BAR WIRING HARNESS

» 2884657  
RANGER 500 '26



FRONT PULSE BAR AND HARNESS

» 2891666  
RANGER 500 '26

PLOWS



PLOW MOUNT

» 2889195  
RANGER 500 '26

PLOW FRAME

» 2889307  
RANGER 500 '26

PLOW BLADE

» 2880268  
RANGER 500 '26

STORAGE



TRASH CAN HAULER

- Receiver mounted trash can hauler that allows slow speed towing of 2 trash cans
  - Ideal for hauling cans down long driveways
- » 2889876  
RANGER 500 '26



POLARIS RANGER FUEL TRANSPORT KIT WITH MOUNT

- Purpose built design for off-road fuel transport and storage
  - 2-gallon capacity fuel container
  - Quick-mount design for mounting of container to vehicle and ease of use
  - Includes pouring spout and spout storage bag
  - Compatible only with Kolpin Reserv containers
  - Container complies with applicable ASTM standards
  - For use only on specified Polaris vehicles following installation instructions
- » 2891754  
RANGER 500 '26



KOLPIN OUTDOORS OVERBED CARGO RACK

- Integrated chainsaw carrying location, bottle opener, and tie-down slots
  - 7" of clearance above the bed rail to fit gear under rack
  - Durable steel and powder-coated finish
- » RACK • 53450  
MOUNTING KIT (53504) REQUIRED, SOLD SEPARATELY  
» MOUNT • 53504  
RANGER 500 '26



KOLPIN OUTDOORS COMING SEPTEMBER DIAMOND PLATE ALUMINUM BED BOX

- Lockable stainless steel latches accessible from driver & passenger sides
  - Gasketed Lid to minimize dust & water
  - Durable 15-gauge diamond plate aluminum
- » BOX • 53472  
MOUNTING KIT (53504) REQUIRED, SOLD SEPARATELY  
» MOUNT • 53504  
RANGER 500 '26



DO MORE:



COOLERS P. 116



COLD WEATHER P. 102



LIGHTING P. 106





## MAINTENANCE SCHEDULE\*

## BREAK-IN MAINTENANCE

12 MONTHS

**24**  
**MONTHS**

**36**  
[ MONTHS





# RANGER 150 EFI



**YOUTH CRAWLER TIRE**

- Premium durability to ride longer
- Increased ground clearance and performance

» 22" x 8" R12 • 5416945

» 22" x 10" R12 • 5416944

150 EFI '18-26



**YOUTH BUCKLE WHEEL**

» FRONT • 12" x 7" • 1524114

» REAR • 12" x 8" • 1524115

150 EFI '18-26



**PRO ARMOR WHEEL & TIRE KIT:  
YOUTH CRAWLER & BUCKLE**

» 2885154

150 EFI '18-26



**FULL WINDSHIELD - POLY**

- .25" clear poly carbonate
- Mounts with Lock & Ride

» 2889854

150 EFI '18-26



**HALF WINDSHIELD - POLY**

- 13" tall to provide protection and allow airflow
- .25" clear poly carbonate
- Mounts with Lock & Ride

» 2889855

150 EFI '18-26



**REAR PANEL - POLY**

- .25" clear poly carbonate
- Mounts with Lock & Ride

» 2889856

150 EFI '18-26



**FRONT & REAR BUMPER SET**

- Durable, e-coated steel construction
- Front and Rear Bumper included

» 2883287

150 EFI '18-26



**SPORT ROOF - POLY**

- Stay protected from rain, snow and sun
- Easily installs

» 2883289

150 EFI '18-26



**KOLPIN OUTDOORS**


**ROOF, WINDSHIELD, BACK PANEL KIT**

- Provides extra protection
- Quick and easy installation with included hardware
- Windshield: 1/8" Hardcoat Scratch Resistant Polycarbonate
- Roof: 1/8" HMW Haircell Polyethylene
- Back Panel: 1/8" Polycarbonate

» 2150

150 EFI '18-26

## MAINTENANCE PARTS & FLUIDS



**POLARIS ENGINEERED PARTS AND OIL** have been validated and tested extensively, specifically for your vehicle. In order to maintain the peak performance of your Polaris vehicle only use official Polaris Engineered parts and oil.



**DRIVE BELT**

» 3050270

150 EFI '18-26



**BRAKE PADS**

» FRONT • 1912970

» REAR • 1912971

150 EFI '18-26



**OIL FILTER**

» 3023344

150 EFI '18-26



**BATTERY**

» 4010678

150 EFI '18-26



**AIR FILTER**

» 7082249

150 EFI '18-26



**SPARK PLUGS**

» 3050051

150 EFI '18-26



**ENGINE OIL**

SEE P. 128  
FOR DETAILS



**ANGLE  
DRIVE FLUID**

» 1QT • 2889280



**DEMAND  
DRIVE FLUID**

» 1QT • 2877922

» 2.5 GAL. • 2877923



**AGL**

» 1QT • 2878068

» 1 GAL. • 2878069

» EXTREME • 1QT • 2891028



**DOT 4  
BRAKE FLUID**

» 12 OZ • 2872189



**ALL-SEASON  
GREASE TUBE**

» 3 OZ • 2871322

» 14 OZ • 2871423

## MAINTENANCE SCHEDULE\*

### BREAK-IN MAINTENANCE

FIRST 5 HRS | 50 MI / 80 KM

**ENGINE OIL & OIL FILTER**  
CHANGE

**DRIVE CHAIN**  
ADJUST & LUBRICATE

**BRAKE PAD**  
INSPECT  
REPLACE AS NEEDED

### 6 MONTHS

25 HRS | 500 MI / 800 KM

**ENGINE OIL & OIL FILTER**  
CHANGE

**BATTERY**  
TEST & CLEAN  
REPLACE AS NEEDED

**GENERAL LUBRICATION**  
ALL FITTINGS, PIVOTS,  
CABLES, ETC.

### 12 MONTHS

50 HRS | 1000 MI / 1600 KM

**ENGINE OIL & OIL FILTER**  
CHANGE

**BATTERY**  
TEST & CLEAN  
REPLACE AS NEEDED

### 18 MONTHS

75 HRS | 1,500 MI / 2,500 KM

**ENGINE OIL & OIL FILTER**  
CHANGE

**BATTERY**  
TEST & CLEAN  
REPLACE AS NEEDED

### 24 MONTHS

100 HRS | 2,000 MI / 3,200 KM

**ENGINE OIL & OIL FILTER**  
CHANGE

**TRANSMISSION**  
CHANGE FLUID

**DRIVE BELT**  
INSPECT  
REPLACE AS NEEDED

**SPARK PLUG**  
INSPECT  
REPLACE AS NEEDED

**BATTERY**  
TEST & CLEAN  
REPLACE AS NEEDED

FOR A COMPLETE  
MAINTENANCE  
SCHEDULE, CHECK  
YOUR OWNER'S MANUAL



\*This is a sample maintenance schedule. Please reference and use your owners manual for full maintenance and vehicle care.




WINCHES

DEPENDABLE. TOUGH.  
BUILT FOR THE OFF-ROAD.

A Polaris Engineered winch is designed to help you get the job done right, get you on your way faster and prepare you for the unexpected.

WHY POLARIS?


Polaris Off Road vehicles are engineered with designated mounting points and wiring for seamless install of Polaris Engineered winches.



TESTED **1,200+**  
PULLS AT MAX LOAD



BUILT TO WITHSTAND  
**-20° F** TEMPERATURES



OPERATES  
FULLY SUBMERGED



**MILITARY**  
TESTED & APPROVED

UPGRADE YOUR CONTROLS

DASH WINCH SWITCH KIT

- Allows user to add a dash switch as an additional means to control winch
  - Compatible with all winches and other control methods (wireless/wired)
- » 2889050
- XD 1500 '24-26, CREW XD 1500 '24-26, XP 1000 '18-26, CREW XP 1000 '19-26, CREW 1000 '20-26, 1000 '20-26, XP KINETIC '23-24

TOP SELLER POWER CONTROLLER

- Control winch/plow hydraulics from shift knob
- » 2883247 (SHOWN)
- XP 1000 '18-26, CREW XP 1000 '19-26, CREW 1000 '20-26, 1000 '20-26, XP KINETIC '23-24
- REQUIRES WINCH ADAPTER (2884159), SOLD SEPARATELY, WHEN USING A WINCH FOR LIFTING DEVICE



- » 2889162
- SP 570 '22-26

- » 2879227
- EV '15-21, CREW 570-4 '14-21, 570 '11-26, 500 '17-22

- » 2889769
- XD 1500 '24-26, CREW XD 1500 '24-26



REPLACEMENT PARTS

SYNTHETIC ROPE

- » 6,000 LB  
2879188
- » 4,500 LB  
2879187



STEEL CABLE

- » 3,500 LB  
2878890



ADD A PLOW P. 102






TOP-OF-THE-LINE FEATURES

BEST FOR PLOWING, HEAVY-DUTY OUTDOOR CHORES & TRAIL RIDING



BUILT FOR THE OFF-ROAD

BEST FOR THE CASUAL OFF-ROAD RIDER

FEATURES & BENEFITS		PRO SERIES		
<div><div><div>1YR</div><div>WARRANTY</div></div><div><div>✓</div><div>✓</div><div>✓</div><div>✓</div></div><div>INTEGRATED WIRING, MOUNT, PREASSEMBLED HOOK WITH STRAP</div><div>CUT STEEL GEARS &amp; SEALED DRIVETRAIN</div><div>SEALED PERMANENT MAGNET MOTOR</div></div>		✓		✓
<div><div><div>RAPID ROPE RECOVERY</div><div>5x FASTER</div></div><div>Retrieve cable 5x as fast as standard mode on other Polaris winches. Get back to riding or complete your task quicker. 1. Set winch dial to N (Neutral) to manually pull the rope out and secure the hook to your anchor point 2. Set winch dial to L (Low) for maximum pulling power while winching your load 3. Set winch dial to H (High) for retrieving the rope 5x faster with Rapid Rope Recovery</div></div>		✓		NOT AVAILABLE
<div><div><div>AUTO STOP TECHNOLOGY</div><div>AUTO</div></div><div><div>FAIRLEAD</div><div>COLLAR</div><div>HOOK</div><div>Winch stops when fairlead detects collar</div></div><div>Auto Stop technology protects and extends the life of your winch by automatically stopping the winch at the end of pull to prevent over-spooling. While plowing, it prevents the plow frame from bending by stopping the winch once the plow has been lifted.</div></div>		✓		<div>ADD AUTO STOP TECHNOLOGY</div> <div><div>2889690</div><div>WORKS WITH KITS 2889695 SYNTHETIC ROPE REQUIRED</div><div></div><div>2881693</div><div>WORKS WITH 2885095 &amp; 2881669 SYNTHETIC ROPE REQUIRED</div></div> <div>AUTO STOP UPGRADE + WIRELESS REMOTE 2890991</div> <div>WORKS WITH 2889275 SYNTHETIC ROPE REQUIRED</div>
<div><div><div>PREMIUM SYNTHETIC ROPE</div><div></div></div><div>With its lightweight, yet extremely strong, design and superior flexibility, this 50 ft. long synthetic rope is easy to handle and can stand up to any tough job.</div></div>		✓		<div>ADD SYNTHETIC ROPE</div> <div><div>2879187</div><div></div><div>2878888</div></div>
<div><div><div>WIRELESS REMOTE</div><div></div></div><div>This convenient remote operates your Polaris winch wirelessly from within 50 ft. of the vehicle. Operate your winch safely outside your vehicle while on the job site or trails.</div></div>		✓		<div>ADD WIRELESS REMOTE</div> <div><div>TOP SELLER 2883455</div><div>ONLY WORKS WITH 2889695</div><div></div><div>2879316</div><div>WORKS WITH 2885095 &amp; 2881669</div></div> <div>AUTO STOP UPGRADE + WIRELESS REMOTE 2890991</div> <div>ONLY WORKS WITH 2889275 SYNTHETIC ROPE REQUIRED</div>
MODEL	6,000 LB	4,500 LB	4,500 LB	3,500 LB
XD 1500 '24-26 CREW XD 1500 '24-26	2889276		2889275	
XP 1000/CREW XP 1000 '18-26 1000/CREW 1000 '20-26 XP KINETIC '23-24 NON EPS RANGER 1000 REQUIRES FRONT BUMPER	TOP SELLER 2889693	TOP SELLER 2889694	TOP SELLER 2889695 High-Mounted 2889272	
SP 570/CREW SP 570 '22-26 2-SEAT & CREW MODELS REQUIRE CABLES: 2889185		2885096		TOP SELLER 2885095



# PLOWS

## HYDRAULIC CONTROL FOR EXTREME SNOW REMOVAL

A robust frame and tough blades, combined with a convenient hydraulic angle system, allow your plow to move serious snow while you remain comfortable. Thanks to Lock & Ride technology, the Pro Series comes standard with a convenient kickstand attachment to the plow frame, giving you the easiest attachment.

1000 / XP 1000 / XP KINETIC

Choose a Pro Series Plow System, designed to help you get the most out of your RANGER during snowy months. Select a system based on your plowing needs with premium add-ons including a hydraulic lift system or additional plow accessories.

### PRO SERIES PLOW SYSTEM WITH HYDRAULICS & ACCESSORIES

- System includes:
- Frame (2889308)
  - 72" Poly Blade (2879317)
  - Hydraulic Angle (2889029)
  - Hydraulic Controller (2883247)
  - Plow Markers (2872726)
  - Back Drag Bar (2889329)
  - Plow Extensions (2889328)

» 3880002

XP 1000 '18-26, CREW XP 1000 '19-26, CREW 1000 '20-26, 1000 '20-26, XP KINETIC '23-24  
 REQUIRES LIFT METHOD: SEE WINCHES

### PRO SERIES PLOW SYSTEM WITH HYDRAULICS

- System includes:
- Frame (2889308)
  - 72" Poly Blade (2879317)
  - Hydraulic Angle (2889029)
  - Hydraulic Controller (2883247)
  - Plow Markers (2872726)

» 3880003

XP 1000 '18-26, CREW XP 1000 '19-26, CREW 1000 '20-26, 1000 '20-26, XP KINETIC '23-24  
 REQUIRES LIFT METHOD: SEE WINCHES

### PRO SERIES PLOW SYSTEM

- System includes:
- Frame (2889308)
  - 72" Steel Blade (2890334)

» 3880004

XP 1000 '18-26, CREW XP 1000 '19-26, CREW 1000 '20-26, 1000 '20-26, XP KINETIC '23-24  
 REQUIRES LIFT METHOD: SEE WINCHES

SP 570

### PRO SERIES PLOW SYSTEM WITH HYDRAULICS

- System includes:
- Quick Release Hook (2889577)
  - Frame (2880260)
  - 72" Steel Blade (2890335)
  - Hydraulic Angle (2889032)
  - Hydraulic Controller (2889162)
  - Plow Markers (2872726)

» 3880006

SP 570 '22-26 & CREW SP 570 '22-26  
 REQUIRES LIFT METHOD: SEE WINCHES

### PRO SERIES PLOW SYSTEM (NON BASE MODELS)

- System includes:
- Quick Release Hook (2889577)
  - Frame (2880260)
  - 66" Poly Blade (2880269)

» 3880007

SP 570 '22-26 & CREW SP 570 '22-26

REQUIRES LIFT METHOD:  
 SEE WINCHES AND HYDRAULIC LIFT OPTION

### PRO SERIES PLOW SYSTEM (BASE MODELS ONLY)

- System includes:
- Mount (2889195)
  - Quick Release Hook (2889577)
  - Frame (2880260)
  - 66" Poly Blade (2880269)

» 3880008

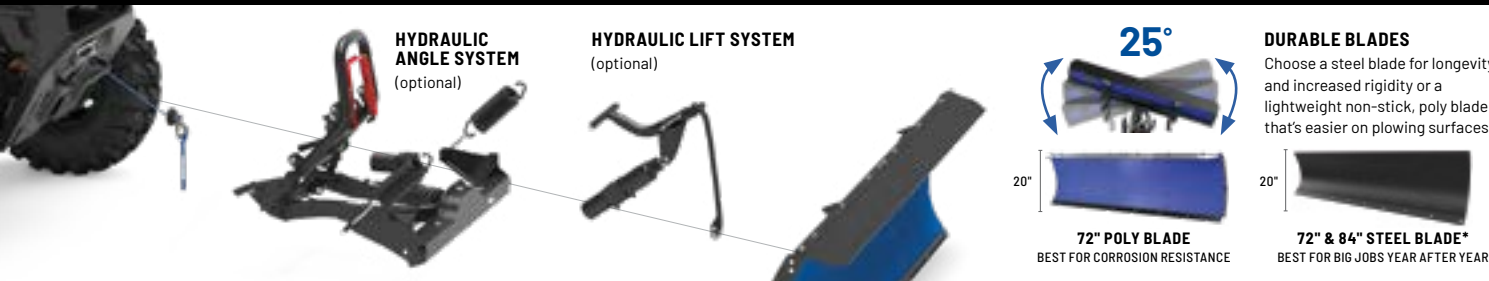
SP 570 '22-26 & CREW SP 570 '22-26  
 REQUIRES LIFT METHOD:  
 SEE WINCHES AND HYDRAULIC LIFT OPTION

1000 / XP 1000 / XP KINETIC / XD 1500

72" or 84" blades\*

Choice of poly or steel\*

Hydraulic lift & angle system option



BUILD YOUR PLOW SYSTEM	STEP 1 SELECT A MOUNT	STEP 2 SELECT A FRAME	STEP 3 SELECT PLOW CONTROL		STEP 4 SELECT A BLADE
MODELS	MOUNT	FRAME	HYDRAULICS	WINCHES	BLADES
<b>XP 1000</b> '18-26 <b>CREW XP 1000</b> '19-26 <b>1000</b> '20-26 <b>CREW 1000</b> '20-26 <b>XP KINETIC</b> '23-24	<b>Not Required</b> INTEGRATED INTO FACTORY BUMPER  NON EPS RANGER 1000 REQUIRES FRONT BUMPER	<b>Frame</b> 2889308  <b>Track Extension</b> 2879871  <b>Replacement T Shear Pin</b> 2204829  <b>Pro Series Kickstand System</b> 2207382	<b>Pro Series Hydraulic Lift System</b> 2889058  <b>Pro Series Plow Hydraulic Angle System</b> 2889029  <div>TOP SELLER</div> <b>Power Controller</b> 2883247 REQUIRED FOR HYDRAULIC COMPONENTS	<b>Pro Series 6,000 LB Winch</b> 2889693  <div>TOP SELLER</div> <b>Pro Series 4,500 LB Winch</b> 2889694  <b>Power Controller Winch Adapter</b> 2884159	<b>72" Poly</b> 2879317  <div>TOP SELLER</div> <b>72" Steel</b> 2890334
<b>XD 1500</b> '24-26 <b>CREW XD 1500</b> '24-26	<b>Not Required</b> INTEGRATED INTO FACTORY BUMPER	<b>Pro Series Plow Frame</b> 2889112	<b>Hydraulic Plow Lift Kit</b> 2890303  <b>Hydraulic Plow Angle Kit</b> 2890304	<b>Pro Series 6,000 LB Winch</b> 2889276  <b>Power Controller Winch Adapter</b> 2889769	<b>84" Steel</b> 2889111


\* 84" Blade only available in steel. Fits XD 1500 and Crew XD 1500 models only.

SP 570 / 570 / 500 / 570 FULL-SIZE

72" or 66" blades

Choice of poly or steel

Hydraulic angle system option



BUILD YOUR PLOW SYSTEM	STEP 1 SELECT A MOUNT	STEP 2 SELECT A FRAME	STEP 3 SELECT PLOW CONTROL		STEP 4 SELECT A BLADE
MODELS	MOUNT	FRAME	HYDRAULICS	WINCH	BLADES
<b>570 FULL-SIZE</b> '16-26 <b>CREW 570 FULL-SIZE</b> '16-26 <b>500</b> '17-22 <b>570</b> '10-21 <b>CREW 570</b> '10-21 <b>LI-ION EV</b> '15-21 <b>EV</b> '15-21	<b>Pro Series Mount &amp; Quick Release Hook</b> 2880261	<div>TOP SELLER</div> <b>Pro Series Frame</b> 2880260	<b>Pro Series Plow Hydraulic Angle System</b> 2889032  <b>Pro Series Power Controller</b> 2879227  NO SHIFTER TO MOUNT CONTROLLER ON EV REQUIRED FOR HYDRAULIC COMPONENTS	<b>Pro Series 4,500 LB Winch</b> 2882238	<div>TOP SELLER</div> <b>72" Steel</b> 2890335
<b>SP 570</b> '22-26 <b>CREW SP 570</b> '22-26 PREMIUM AND NORTHSTAR EDITION MODELS	<b>Quick Release Hook</b> 2889577  REQUIRED FOR ALL TRIMS MOUNT INTEGRATED INTO FRONT BUMPER	<b>Frame Extension</b> 2880267 FOR VEHICLES USING TRACK SYSTEM  <b>Replacement Shear Pin</b> 2205527	<b>Pro Series Plow Hydraulic Angle System</b> 2889032  <b>Power Controller</b> 2889162  NO SHIFTER TO MOUNT CONTROLLER ON EV REQUIRED FOR HYDRAULIC COMPONENTS	<b>Pro Series 4,500 LB Winch</b> 2885096	<b>66" Poly</b> 2880269  <div>TOP SELLER</div> <b>66" Steel</b> 2890336
<b>SP 570</b> '22-26 <b>CREW SP 570</b> '22-26	<b>Mount</b> 2889195  <b>Quick Release Hook</b> 2889577				

## PLOW ACCESSORIES

### PLOW BLADE SNOW DEFLECTOR

- » 72" • 2858541  
 » 66" • 2879866  
 » 60" • 2871808

### HEAVY-DUTY SNOW PLOW DEFLECTOR

- » 72" • 2884160  
 » 84" • 2889749  
 XD 1500 '24-26, CREW XD 1500 '24-26  
 REQUIRES 84" STEEL BLADE (2889111), SOLD SEPARATELY

### QUICK RELEASE SKID SHOES

- Helps prevent blade wear  
 • Hardened steel for industrial strength  
 » 2205223

### COIL SPRING SPACER

- Keep the front end of the vehicle up and improve ride quality when using a plow on strut or A-Arm vehicles  
 » 2872655

### PRO SERIES 6" PLOW EXTENSIONS

- 6" steel plow extensions that attach to the side of 66" and 72" Pro Series plows  
 » 2889328

### 84" UPPER PLOW EXTENSION

- Adds additional height to blade to push more snow  
 » 2889748  
 XD 1500 '24-26, CREW XD 1500 '24-26  
 REQUIRES 84" STEEL BLADE (2889111), SOLD SEPARATELY

### INTAKE PRE-FILTER KIT - SNOW

- Pre-filter kit for trouble-free use in snowy conditions  
 » 2890251  
 XD 1500 '24-26, CREW XD 1500 '24-26

### WEAR BARS

- Protect your plow blade and minimize wear on the actual blade  
 » 72" STEEL • 2204976  
 » HEAVY DUTY 72" STEEL 2879875  
 » 72" UHMWPE • 2890289  
 » 66" STEEL • 2879867  
 » HEAVY DUTY 66" STEEL 2879868  
 » 60" STEEL • 2877243  
 » 66" UHMWPE • 2890290

### BACK DRAG BAR

- Has a hinged, rear facing cutting edge that improves back dragging performance and allows the bar to float when plowing forward to reduce wear and tear  
 » 72" • 2889329  
 » 84" • 2889747  
 NOT COMPATIBLE WITH 66" BLADES

### QUICK RELEASE SKID SHOES

- Helps prevent blade wear  
 • Hardened steel for industrial strength  
 » 2208864

### PLOW MARKER

- Helps driver monitor plow blade position  
 • Sold in pairs  
 » 2872726

### PLOW LINK

- » 2204974

COMMON ACCESSORIES

WINCHES

PLOWS

LIGHTING

CONNECTED TECHNOLOGY

ELECTRICAL ACCESSORIES

TRACKS

HUNT

COOLERS

WHEELS & TIRES & TRAILERING

CHOOSE A PLOW SYSTEM

BUILD A PLOW SYSTEM



PLOWS

MAKE QUICK WORK OF THE SMALLER JOBS

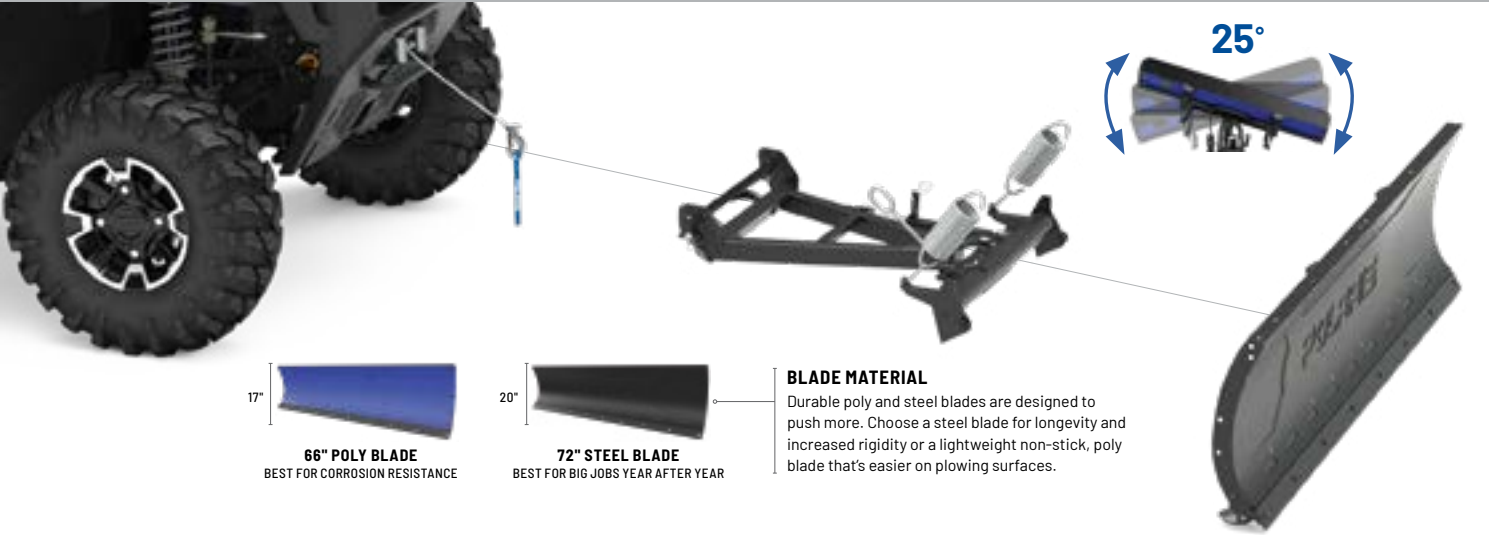
Move some snow with a sturdy and capable plow system, and discover why a major snowfall can be the highlight of your week. With a robust frame, beefy poly and steel blade options, convenient Lock & Ride mounting and dismounting and amazing value, this is a great choice in the dead of winter.

3-SEAT & CREW

72" or 66" blades

Choice of poly or steel

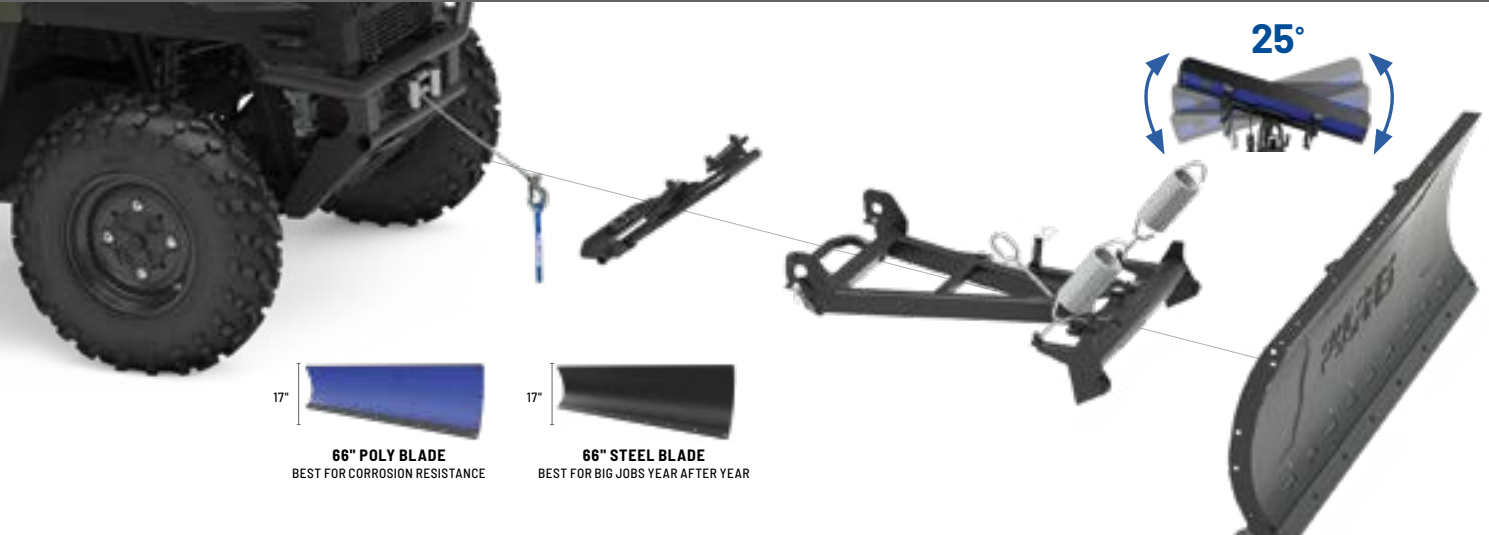
Manual angle system standard



2-SEAT & CREW 570 FULL-SIZE & CREW

66" blades

Choice of poly or steel



BUILD A PLOW SYSTEM				
	STEP 1 SELECT A MOUNT	STEP 2 SELECT A FRAME	STEP 3 SELECT A LIFT METHOD	STEP 4 SELECT A BLADE
MODELS	MOUNT	FRAME	WINCHES	BLADES
XP 1000 '18-26 CREW XP 1000 '19-26 1000 '20-26 CREW 1000 '20-26 XP KINETIC '23-24  NOT COMPATIBLE WITH 29" OR LARGER TIRES	Not Required <small>INTEGRATED INTO FACTORY BUMPER</small>  NON EPS RANGER 1000 REQUIRES FRONT BUMPER	Frame 2889307  Replacement Shear Pin 2205527	<small>TOP SELLER</small> 4,500 LB Winch 2889695	<small>TOP SELLER</small> 72" Steel 2890335  66" Poly 2880269  <small>TOP SELLER</small> 66" Steel 2890336

BUY A PLOW SYSTEM

PLOW SYSTEM

System includes:

- Frame (2889307)
- 72" Steel Blade (2890335)

» 3880005

XP 1000 '18-26, CREW XP 1000 '19-26, CREW 1000 '20-26, 1000 '20-26, XP KINETIC '23-24

REQUIRES LIFT METHOD: SEE WINCHES

BUILD A PLOW SYSTEM				
	STEP 1 SELECT A MOUNT	STEP 2 SELECT A FRAME	STEP 3 SELECT A LIFT METHOD	STEP 4 SELECT A BLADE
MODELS	MOUNT	FRAME	WINCHES	BLADES
570 FULL-SIZE '16-26 CREW 570 FULL-SIZE '16-26 500/ETX '10-22 570 '10-21 CREW 570 '10-21 LI-ION EV '15-21 EV '15-21	Mount 2879105	Frame 2889307	<small>TOP SELLER</small> 3,500 LB Winch 2881669	66" Poly 2880269
SP 570 '22-26 CREW SP 570 '22-26	Mount 2889195 <small>NOT REQUIRED ON PREMIUM AND NORTHSTAR EDITION MODELS</small>	Replacement Shear Pin 2205527	Pro Series 4,500 LB Winch 2885096	<small>TOP SELLER</small> 66" Steel 2890336

BUY A PLOW SYSTEM

PLOW SYSTEM

System includes:

- Frame (2889307)
- 66" Steel Blade (2890336)

» 3880009

SP 570 '22-26 & CREW SP 570 '22-26

REQUIRES LIFT METHOD: SEE WINCHES

PLOW ACCESSORIES

- WEAR BARS
- Protect your plow blade and minimize wear on the actual blade
- » 72" STEEL • 2204976
- » HEAVY DUTY 72" STEEL 2879875
- » 66" STEEL • 2879867
- » HEAVY DUTY 66" STEEL 2879868
- » 60" STEEL • 2877243

PLOW BLADE SNOW DEFLECTOR

- » 72" • 2858541
- » 66" • 2879866
- » 60" • 2871808

HEAVY-DUTY SNOW PLOW DEFLECTOR

- » 72" • 2884160

QUICK RELEASE SKID SHOES

- Helps prevent blade wear
  - Hardened steel for industrial strength
- » 2208864

COIL SPRING SPACER

- Keep the front end of the vehicle up and improve ride quality when using a plow on strut or A-Arm vehicles
- » 2872655

QUICK RELEASE SKID SHOES

- Helps prevent blade wear
  - Hardened steel for industrial strength
- » 2208864

PLOW MARKER

- Helps driver monitor plow blade position
  - Sold in pairs
- » 2872726

PLOW LINK

- » 2204974







# CONNECTED TECHNOLOGY

SMART TECH TO  
OUTSMART THE UNEXPECTED



	POLARIS RIDECOMMAND	POLARIS RIDECOMMAND+
VEHICLE OWNERSHIP	GARAGE	✓
	WARRANTY STATUS	✓
	MAINTENANCE REMINDERS	✓
	ISSUE DIAGNOSTICS	✓
	VEHICLE HEALTH	✓
RIDING FEATURES	COMMUNITY	✓
	CONTENT SHARING	✓
	RIDE PLANNING	✓
	WAYPOINTS	✓
	RIDE TRACKING	✓
	RIDE TRACKING+	✓
	GROUP RIDE	✓
SECURITY	GROUP RIDE+	✓
	VEHICLE LOCATOR	✓
	LOCATION ALERTS	✓
	CHECK-IN MESSAGES	✓
	IGNITION SECURITY*	✓

\* Only available on select models

## POLARIS RIDECOMMAND

### PLAN YOUR RIDE

Figure out your route ahead of time, so you can spend more time doing and less time planning. With Snap-to-Trail technology and property lines, you can ensure you're in the right area.

### TUNE IN TO YOUR SURROUNDINGS

Integrated rear cameras and Game Camera Viewer allows you to have a more comprehensive view of your surroundings so you can check out what is happening on your land.

### WORK SMARTER

Plow Mode automatically raises and lowers the plow depending on the gear you're in so that you can get your work done quicker.

### DISCOVER NEW TRAILS

With over 1,300,000 miles of trails available offline, you'll have the confidence to ride anywhere, whether you have cellular coverage or not.

## POLARIS RIDECOMMAND+

### THE LATEST IN INDUSTRY-LEADING CONNECTED VEHICLE TECHNOLOGY

Vehicle health, maintenance and issue diagnostics from the palm of your hand.  
Over-the-air updates with new feature releases.



LOCATION  
ALERTS



VEHICLE  
HEALTH



RIDE TRACKING+  
& GROUP RIDE+



ISSUE  
DIAGNOSTICS



MAINTENANCE  
REMINDERS

AVAILABLE ON SELECT MODELS & AS AN ACCESSORY

#### 7" DISPLAY POWERED BY RIDE COMMAND

Bright, 7" touchscreen visible in all conditions.

**Group Ride**  
Stay together with fellow riders by following them directly on the map screen so you can ride at your own speed.

**Personalized Audio Experience**  
Seamlessly pair to your display via Bluetooth® to wirelessly stream music and stay connected with call and text alerts.

**Configurable Gauges**  
Customize your ride experience with elevation, travel direction, fuel level and more to create relevant screens for you.

» 2884072

XP 1000 '19-24, CREW XP 1000 '19-24, CREW 1000 '20-26, 1000 '20-26, SP 570 '22-26, CREW SP 570 '22-26  
SPEAKERS NOT INCLUDED, MUST CHOOSE AUDIO PACKAGE FOR AUDIO OUTPUT

» 2890898

XD 1500 '24-26, CREW XD 1500 '24-26, XP 1000 '25, CREW XP 1000 '25, XP KINETIC '23-24  
SPEAKERS NOT INCLUDED, MUST CHOOSE AUDIO PACKAGE FOR AUDIO OUTPUT

#### 7" DISPLAY MOUNT KIT

- Necessary mount for 7" Display Powered by RIDE COMMAND
- Seamless fit and finish
- Includes necessary wiring harness and reverse camera kits

» 2889766

XD 1500 '24-26, CREW XD 1500 '24-26

» 2890286

XP 1000 '22-26, CREW XP 1000 '22-26, CREW 1000 '22-26, 1000 '22-26  
FOR NORTHSTAR AND ALL OTHER MODELS WITHOUT 900 WATT

» 2889310

XP 1000 '22-26, CREW XP 1000 '22-26, CREW 1000 '22-26, 1000 '22-26, XP KINETIC '23-24  
FOR 900 WATT STATOR

» 2889163

SP 570 '22-26

#### CAMERA KITS

» FRONT • 2889662

XP KINETIC '23-24, SEE FULL DETAILS ON P. 73

» FRONT • 2890856

XD 1500 '24-26, CREW XD 1500 '24-26

» REAR • 2890858

XD 1500 '24-26, CREW XD 1500 '24-26

AVAILABLE ON SELECT MODELS

#### RIDE COMMAND+ CONNECTED VEHICLE ACCESSORIES\*

» 3880079

XD 1500 '24-26, CREW XD 1500 '24-26

» 3880085

1000 '23-26, CREW 1000 '23-26, XP 1000 '23-26, CREW XP 1000 '23-26

» 3880086

SP 570 '23-26, CREW SP 570 '23-26

\*Kits includes all necessary accessories to activate RIDE COMMAND+



LEARN MORE AT  
**TRAILTECH.NET**

#### VOYAGER PRO KIT, UTV

Bright, 4" touchscreen visible in all conditions.  
Compatible with RIDE COMMAND.

##### Pre-Loaded Base Maps

The map screen is enabled with base maps, topography lines, hill shading and select trails. Record or load GPS trails/riding areas and transfer to a PC.

##### Buddy Tracking

Track up to 20 group members no matter what type of vehicle they are riding.

##### Bluetooth® Enabled

Bluetooth® enabled for intercom, phone and media controls. Play songs from your phone or MicroSD card using a Bluetooth® headset, speaker or intercom. Two phones and two headsets can be connected at the same time.

» 922-125

AVAILABLE AT YOUR LOCAL DEALER OR ONLINE AT TRAILTECH.NET

COMMON ACCESSORIES

WINCHES

PLOWS

LIGHTING

CONNECTED TECHNOLOGY

ELECTRICAL ACCESSORIES

TRACKS

HUNT

COOLERS

WHEELS & TIRES & TRAILERING




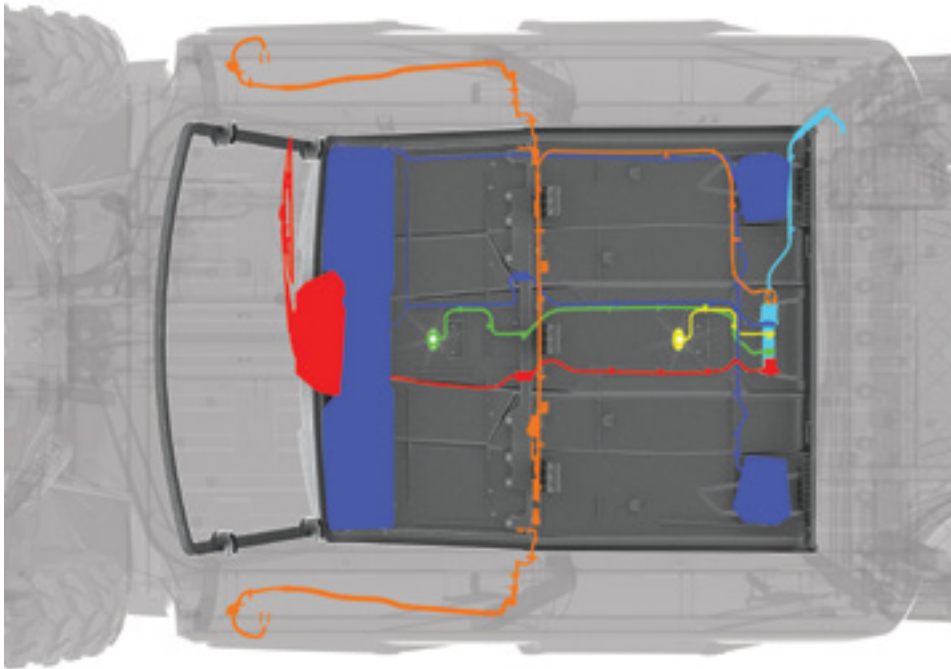
# ELECTRICAL ACCESSORIES



## ADD ELECTRICAL SYSTEM ACCESSORIES IN 4 EASY STEPS

Polaris PULSE is a revolutionary way to provide additional power locations on your vehicle, and makes adding electrical accessories a snap. Electrical accessories are easier to install, with designated routing areas and plug and play connections.

Look for  to identify Polaris PULSE ready accessories.



CREW XP 1000 POLARIS PULSE WIRING SHOWN



### STEP 1

CHOOSE A POLARIS PULSE READY ROOF	XD 1500	CREW XD 1500	1000 XP 1000 XP KINETIC	CREW 1000 XP 1000	SP 570	CREW SP 570
Premium Roof - Poly - Polaris Pursuit Camo	N/A		2882913	N/A	N/A	
Premium Roof - Poly - Black	N/A		2882912	N/A	N/A	
Sport Roof - Poly - Black	N/A		2890684	2890333	2885077	2885078

### STEP 2

ADD THE POLARIS PULSE ROOF 6	XD 1500	CREW XD 1500	1000 XP 1000 XP KINETIC	CREW 1000 XP 1000	SP 570	CREW SP 570
Polaris PULSE Roof 6	2890262	2890441	2882904			
Polaris PULSE Wiring Harness - Crew Extension	N/A		N/A		2889185	

### STEP 3 ADD ACCESSORIES\*

POWER WINDOW DOORS	XD 1500	CREW XD 1500	1000 XP 1000 XP KINETIC	CREW 1000 XP 1000	SP 570	CREW SP 570
Polaris PULSE Wiring Harness - Crew Extension	N/A		N/A	2883231	N/A	

WINDSHIELD WIPER & WASHER SYSTEM	XD 1500	CREW XD 1500	1000 XP 1000 XP KINETIC	CREW 1000 XP 1000	SP 570	CREW SP 570
Windshield Wiper & Washer System	2889095		2883974		2885083	
Polaris PULSE Wiring Harness - Crew Extension	N/A		N/A	2883231	2889185	

WORK LIGHT	XD 1500	CREW XD 1500	1000 XP 1000 XP KINETIC	CREW 1000 XP 1000	SP 570	CREW SP 570
Rear LED Work Light	2889771		2889672			
Reverse Light Harness	N/A		2889679		N/A	
Polaris PULSE Wiring Harness - Crew Extension	N/A		N/A	2883231	2889185	

AUDIO: DASH RADIO & VISOR SPEAKERS	XD 1500	CREW XD 1500	1000 XP 1000 XP KINETIC	CREW 1000 XP 1000	SP 570	CREW SP 570
JBL® Dash Audio Kit	N/A		N/A		2885081	
Polaris PULSE Wiring Harness - Crew Extension	N/A		N/A	2883231	2889185	

AUDIO: VISOR AUDIO + REAR SPEAKERS	XD 1500	CREW XD 1500	1000 XP 1000 XP KINETIC	CREW 1000 XP 1000	SP 570	CREW SP 570
JBL® Trail Pro 4200 Audio Upgrade Kit	2889763		N/A		N/A	
Polaris PULSE Wiring Harness - Crew Extension	N/A		N/A	2883231	N/A	

\*Add accessories to models without 7" Display Powered by RIDE COMMAND

### STEP 4 FINISHING TOUCH

CONCEAL WIRING FOR A FINISHED, COMFORTABLE LOOK	XD 1500	CREW XD 1500	1000 XP 1000 XP KINETIC	CREW 1000 XP 1000	SP 570	CREW SP 570
Premium Roof Liner	N/A		2890526	2890527	2885093	2885094



# ELECTRICAL ACCESSORIES



THE FOLLOWING ACCESSORIES EASILY PLUG INTO THE FACTORY INSTALLED POLARIS PULSE UNDER THE HOOD:

	XD 1500	1000 / XP 1000 / XP KINETIC	SP 570
Heater & Defrost System	—	P. 58 / 73	P. 86
Horn	P. 36	P. 60	P. 86
Plow Controller	P. 38	P. 61	P. 87
Audio System	P. 39	P. 64	P. 87
Light Bars	P. 106	P. 106	P. 106



## POLARIS PULSE UNDERHOOD BUS BAR - 6 POSITION

- If upgrading to more than three accessories attaching to the underhood PULSE location, replace 3-Position Bus Bar with the Polaris PULSE Underhood Bus Bar - 6 Position

» 2884183 **1000 ONLY**  
CREW 1000 '20-26, 1000 '20-26

## POLARIS FRONT PULSE BAR AND HARNESS

- This kit is required to install any electrical accessories on a base RANGER SP 570

» 2889185  
SP 570 '22-26

## POLARIS PULSE BATTERY TENDER ADAPTER

- Connects your trickle charger to your vehicle

» 2884297  
XP 1000 '18-26, CREW XP 1000 '19-26, CREW 1000 '20-26, 1000 '20-26, SP 570 '22-26, CREW SP 570 '22-26, XP KINETIC '23-24

## REVERSE LIGHT HARNESS

- Activates rear lights when your RANGER is shifted into reverse

» 2889679  
XP 1000 '17-26, CREW XP 1000 '18-26, CREW 1000 '20-26, 1000 '20-26, XP KINETIC '23-24



## EASILY ADD LIGHTING

With Polaris PULSE it's easy to add RIGID® and Pro Armor lighting to your RANGER. All LED Light bars listed on pages 106-107 are Polaris PULSE ready, making installation that much easier.

### POLARIS PULSE LIGHT BAR WIRING LOCATIONS

Front Bumper

Roof - Rear Mounted

Roof - Front Mounted

CREW Roof - Rear Mounted\*

\*Requires Extension

XD 1500	1000 / XP 1000 / XP KINETIC	SP 570
1 LIGHT WITH 1 SWITCH		
PULSE Light Bar Harness - Dash Switched 2889738 -OR- Overhead Switch Panel Kit 2890422 PULSE Light Bar Harness - Upper Switch Panel 2889686	<b>TOP SELLER</b> Polaris PULSE Wiring Harness - 1 LED Light Bar 2883230  Upper Switch Panel Light Bar Harness** 2889675  Reverse Light Harness 2889679	Polaris PULSE Wiring Harness - 1 LED Light Bar 2889161
2 LIGHTS WITH 1 SWITCH		
PULSE Light Bar Harness - Dash Switched 2889738 Y-Harness 2879860 -OR- Overhead Switch Panel Kit 2890422 PULSE Light Bar Harness - Upper Switch Panel 2889686 Y-Harness 2879860	<b>TOP SELLER</b> Polaris PULSE Wiring Harness - 1 LED Light Bar 2883230  Y-Harness 2879860	N/A
2 LIGHTS WITH 2 SWITCHES		
PULSE Light Bar Harness - Dash Switched (x2) 2889738 -OR- Overhead Switch Panel Kit 2890422 PULSE Light Bar Harness - Upper Switch Panel (x2) 2889686	<b>TOP SELLER</b> Polaris PULSE Wiring Harness - 1 LED Light Bar (x2) 2883230	Polaris PULSE Wiring Harness - 1 LED Light Bar (x2) 2889161
EXTENSIONS FOR CREW		
N/A	Polaris PULSE Wiring Harness - 1 LED Light Bar - Crew Extension 2883231  Upper Switch Panel Light Bar Harness - Extension** 2890067	N/A

\*\*Check with your local dealer for availability.

# TRACKS



## PROSPECTOR PRO TRACK MOUNT KIT

- Install this track system mounting hardware in place of tires and wheels. Tracks sold separately.

» 2889425  
XP 1000 '21-26, CREW XP 1000 '21-26, CREW 1000 '20-26, 1000 '21-26, FITS MODELS WITH NON-HIGH CLEARANCE A-ARMS

» 2889426  
XP 1000 '21-26, CREW XP 1000 '21-26, FITS MODELS WITH HIGH CLEARANCE A-ARMS

» 2882783  
XP 1000 '18-21, CREW XP 1000 '19-21, CREW 1000 '20-21, 1000 '20-21

» 2880071  
CREW 570-4 '15-21, 570 '14-21, 500 '17-22  
  
» 2889196  
SP 570 '22-26  
REQUIRES PROSPECTOR PRO TRACK (2880758), SOLD SEPARATELY

## PROSPECTOR PRO 2.0 TRACK

» 2890034  
XP 1000 '18-26, CREW XP 1000 '18-26, CREW 1000 '20-26, 1000 '20-26

» 2889487  
SP 570 '22-26, CREW SP 570 '22-26

## PROSPECTOR PRO TRACK

» 2880758  
570 '14-21 WITH EPS, CREW 570 '14-21 WITH EPS

» 2880757  
CREW 570-4 '14-21, 570 '14-21, 500 '17-22

If using plow system with tracks, Track Plow Extension is required (2889267)

For year-round use, Polaris recommends the use of Intake Update Kit (2880673) on any RANGER XP 1000 '17, RANGER XP 1000 CREW '14-18 with tracks installed. To keep intake system working optimally, this kit pre-filters out fine snow and dust.



### 1 INDUSTRY-FIRST FLEX-TRACK DESIGN

Front-mounted tracks with flexible sides and a slight inward curve allow for stable handling, a more comfortable ride and precise steering over long-distances or extended working hours.

### 2 HIGH-DENSITY TIRE WITH ADJUSTED SHAPE

With puncture-proof tires that reduce friction and wear, the Prospector Pro 2.0 Tracks delivers trouble-free performance.

### 3 LIGHTWEIGHT POWDER COAT STEEL FRAME

Proven geometry to improve durability and deliver capability in all conditions throughout the life of the tracks.

A lighter frame provides more flotation to stay on top of the snow and allows the tracks to easily shed the elements they encounter.

### 4 TANDEM STABILIZER

The bolt-on, tandem mid-roller wheel provides a smoother ride by absorbing shocks.

### 5 BEARING HOUSING

Outer seals and stainless steel sleeves allow stronger bearing durability and greater reliability.

### 6 WHEEL CAP & SEAL

A fitted wheel cap with bladder effect eliminates water absorption due to temperature variation. Ride in snow or mud without worrying about track maintenance.



# HUNT



KOLPIN®  
OUTDOORS


## PROTECTING YOUR ESSENTIAL GEAR SINCE 1943

### KOLPIN STRONGHOLD SYSTEM

Polaris is proud to partner with Kolpin Outdoors, an industry leader in off-road accessories and the premier name in gun boots and mounts. If you need to secure a firearm while riding, simply attach the auto-latch mount and choose your Gun Boot.

IDEAL FOR SECURE TRANSPORT OF SCOPED RIFLES AND SHOTGUNS.

#### STEP 1 CHOOSE YOUR MOUNT



##### KOLPIN STRONGHOLD AUTO-LATCH DOUBLE BOOT MOUNT

- Precision angle adjustable for a custom fit
- Provides a quick and secure attachment point

» DOUBLE BOOT MOUNT • 2883970  
» SINGLE BOOT MOUNT • 2884106



##### RHINO-RACK® - GUN BOOT MOUNT

- Bracket used to mount Kolpin Stronghold Gun Boots to Rhino-Rack® systems when paired with Auto-Latch Mount (2884106), sold separately

» 2889327  
XP 1000 '18-26, CREW XP 1000 '19-26, CREW 1000 '20-26,  
1000 '20-26, XD 1500 '24-26, CREW XD 1500 '24-26  
REQUIRES AUTO-LATCH MOUNT 2884106 TO MOUNT TO VEHICLE  
SEE P. 66 FOR MORE RHINO-RACK® PRODUCTS



##### KOLPIN STRONGHOLD GUN BOOT XL

- Lockable and TSA approved
- Includes padded, zippered internal protective liner
- 52" L x 3 3/4" W x 10 1/2" H

» 2882036  
REQUIRES AUTO-LATCH MOUNT 2883970  
OR 2884106 TO MOUNT TO VEHICLE

##### KOLPIN STRONGHOLD GUN BOOT L

- 52" L x 4 3/4" W x 9 1/4" H

» 2882426  
REQUIRES AUTO-LATCH MOUNT 2883970  
OR 2884106 TO MOUNT TO VEHICLE



ADD A REAR WINCH SO  
YOUR RANGER WORKS  
HARDER THAN YOU DO

XD 1500 P. 43  
RANGER 1000 / XP 1000 P. 69  
RANGER SP 570 P. 88

#### GUN RACK 6

- Adjustable to store guns at an angle or vertical (shown at angle)
- Holds six rifles or shotguns securely with soft rubber v-grips
- Stock is secured in place with a soft molded rubber inlay along the bottom of the rack
- Rack can be adjusted into three positions based on firearm height

» 2882159  
XP 1000 '17-26, CREW XP 1000 '18-26, CREW 1000 '20-26,  
1000 '20-26, XD 1500 '24-26, CREW XD 1500 '24-26



#### IN-CAB GUN MOUNT

- Gives you instant gun access in the field
- Mounts securely to the floor and adjusts up to 45° forward
- Robust, molded gun butt holder at base
- Quick-release barrel straps
- Easily removable
- Accommodates scope-equipped rifles

» 2883263  
XP 1000 '18-26, CREW XP 1000 '19-26, CREW 1000 '20-26,  
1000 '20-26  
NORTHSTAR EDITION REQUIRES 2208023 HWD KIT TO  
INSTALL ON THE 2019 AND NEWER MODELS



#### POLARIS PURSUIT CAMO SxS FIELD COVER

- Full-coverage camo print cover hides your side-by-side while in the field
- Lightweight material protects your RANGER from inclement weather

» 2882160  
XP 1000 '18-26, EV '15-21, 570 '11-26, SP 570 '22-26,  
500 '17-22, 1000 '20-26, XD 1500 '24-26

### KOLPIN RHINO GRIPS

IDEAL FOR CARRYING RIFLES,  
SHOTGUNS, BOWS AND CROSSBOWS

#### RHINO GRIP PRO

» 2884107  
» REPLACEMENT RUBBER  
STRAPS (2) • 2884109  
ALL RANGER MODELS (EXCEPT 150 EFI)



#### RATCHETING RHINO GRIP

» 2881575  
ALL RANGER MODELS (EXCEPT 150 EFI)



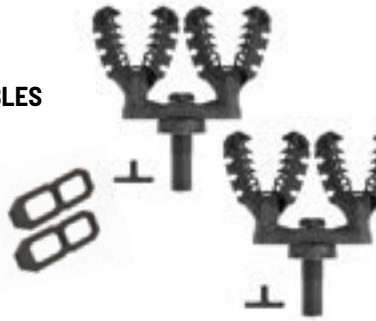
#### RHINO GRIP XLR

» 2889165  
» REPLACEMENT RUBBER  
STRAPS (2) • 2889204  
ALL RANGER MODELS (EXCEPT 150 EFI)



#### RHINO GRIP XLR - DOUBLES

» 2889166  
» REPLACEMENT RUBBER  
STRAPS (2) • 2889204  
ALL RANGER MODELS (EXCEPT 150 EFI)



All Kolpin Rhino Grips are Lock & Ride and Lock & Ride MAX compatible and come with required mounting hardware.

COMMON ACCESSORIES

WINCHES

PLOWS

LIGHTING

CONNECTED  
TECHNOLOGY

ELECTRICAL  
ACCESSORIES

TRACKS

HUNT

COOLERS

WHEELS & TIRES  
& TRAILERING



COOLERS

MADE FOR RIDERS.  
BUILT FOR LIFE.

30, 60 & 105  
QUART FEATURES

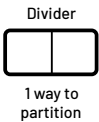
- ComfortCarry Handles
- TravelLock System
- EasyOut Drain System
- NoSlip Rubber Feet
- PolarWall Insulation
- IceLock Seal

POLARIS NORTHSTAR COOLERS CAN SURVIVE JUST ABOUT ANYTHING -  
FROM EXTREME HEAT TO A NASTY TUMBLE OFF A VEHICLE.



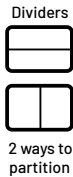
**105 QUART**  
SAGEBRUSH GREEN • 2890707  
GRAPHITE • 2883426

**ACCESSORIES**  
WIRE BASKET • 2883648  
DIVIDER (1) • 2883468  
WHEELS • 2883967



**60 QUART**  
SAGEBRUSH GREEN • 2890706  
GRAPHITE • 2883425

**ACCESSORIES**  
WIRE BASKET • 2882185  
DIVIDERS (2) • 2882184  
SEAT CUSHION • 2882179  
WHEELS • 2882180



**30 QUART**  
SAGEBRUSH GREEN • 2890705  
GRAPHITE • 2883424

**ACCESSORIES**  
WIRE BASKET • 2882438  
DIVIDER (1) • 2882186



**15 QUART**  
SAGEBRUSH GREEN • 2890704  
GRAPHITE • 2883968





**20 QUART  
SOFT-SIDED COOLER**  
GRAPHITE • 2889285



**NORTHSTAR 30 QT COOLER STRAP**  
• Secures a 30 QT NorthStar Cooler to the bed of the vehicle  
» 2891352

ESSENTIAL ACCESSORIES SO YOUR COOLER WORKS AS HARD AS YOU DO



20 OZ • 2883393

2882187  
ALL COOLERS AND POLARIS  
RANGER CARGO BOXES

HOLDS ICE  
FOR AGES

BECAUSE JUST ANY COOLER  
WON'T CUT IT OUT THERE.



You need something rugged and reliable. A cooler purpose-built to handle the challenges of the off-road—while keeping your provisions on ice for days on end. Because out here, there are no ice machines, and you just left the last one in your dust. So, load it up. Lock it in. And know your NorthStar cooler is staying put—giving you a few extra days of ice time to enjoy the wild.

COMMON ACCESSORIES

WINCHES

PLOWS

LIGHTING

CONNECTED  
TECHNOLOGY

ELECTRICAL  
ACCESSORIES

TRACKS

HUNT

COOLERS

WHEELS & TIRES  
& TRAILERING



# WHEELS & TIRES



OFF-ROAD, IT'S ALL ABOUT  
FREEDOM & CREATING  
YOUR OWN PATH

As serious riders ourselves, we  
get it. And everything we design  
is to get (and keep) you going on  
the ride of a lifetime. We're for  
every style of rider looking to go  
beyond the expected with a ride  
that will make your story epic.



## WHY CHOOSE PRO ARMOR?

### SUPERIOR PERFORMANCE & DURABILITY

### LIFELONG PERFORMANCE

- Every tire is designed and constructed with **longevity** in mind
- **3,000+ mile rated** (4,828 kilometers)

### PREMIUM PROTECTION

- Pro Armor makes tires with **extra protection** exactly where it's needed most – the sidewall
- **Triple-belted sidewalls** keep your tires more resistant so you can keep going  
Many competitors only use double-belted sidewalls

### TOUGH TIRES

- Higher ply ratings mean added protection
- Pro Armor builds 8 or 10-ply rated tires for **higher puncture-resistance**



COMMON ACCESSORIES

WINCHES

PLOWS

LIGHTING

CONNECTED TECHNOLOGY

ELECTRICAL ACCESSORIES

TRACKS

HUNT

COOLERS

WHEELS & TIRES & TRAILERING



TIRES

Developed and tested with Polaris engineers, ensuring the perfect fit and optimal performance mile after mile.



14" WHEEL

PRO ARMOR X TERRAIN

Handle anything the trail throws your way, with a durability-driven design that provides a comfortable and confident ride.  
**Why Choose X Terrain?**  
Triple-belted sidewall resists puncture.



12" 14" WHEEL

PRO ARMOR PRESERVE

Turf-friendly for areas requiring low-impact from treads.  
**Why Choose Preserve?**  
Perfect for locations where you don't want to risk damaging turf.



12" 14" 15" WHEEL

PRO ARMOR HARVESTER

Designed for trail & agricultural applications with excellent grip, minimal crop impact and long wear life.  
**Why Choose Harvester?**  
Great for unexpected impact and rugged terrain.

15" fits XD 1500 / Crew XD 1500 only



15" WHEEL

DUAL-DUROMETER

PRO ARMOR ATTACK 2.0

All purpose tread pattern with a 10-ply radial construction provides excellent traction and increased durability.  
**Why Choose Attack 2.0?**  
Tighter lug spacing provides better traction in hard-pack & 10-ply construction provides long-lasting durability.



14" WHEEL

PRO ARMOR ATTACK

Aggressive tread design provides traction in any environment.  
**Why Choose Attack?**  
Great all-season tire with wider lug spacing for grip in softer terrain.



12" 14" 15" WHEEL

PRO ARMOR TREKKER

The best balance of on-trail handling and low tire noise.  
**Why Choose Trekker?**  
Ultimate predictability with a quiet ride.

15" fits XD 1500 / Crew XD 1500 only



12" WHEEL

PRO ARMOR XD-K

These heavy duty tires are one of the strongest we've ever built. Superior puncture resistance, ride quality and long life.  
**Why Choose XD-K?**  
Triple-belted sidewall resists puncture.



14" WHEEL

PRO ARMOR HD-K

One of the strongest Pro Armor tires. Ride through corn stalks, thorns, jagged rocks or whatever else comes your way.  
**Why Choose HD-K?**  
Extremely strong tire for long life.



15" WHEEL

DUAL-DUROMETER

PRO ARMOR CRAWLER AT

Handle anything the trail has to throw at you. In the sand or a rocky trail, these tires will stand up to almost anything.  
**Why Choose Crawler AT?**  
Directional lug pattern, more grip and better traction and wider lug spacing for excellent mud clean-out.

Fits XD 1500 / Crew XD 1500 only



15" WHEEL

PRO ARMOR PRO RUNNER

Lightweight high-performance tire with aggressive lug design for incredible grip.  
**Why Choose Pro Runner?**  
Lightweight construction without sacrificing durability.

Fits XD 1500 / Crew XD 1500 only



14" 15" WHEEL

DUAL-COMPOUND

PRO ARMOR MUD XC

The best tread design that balances aggressive traction in the mud with a smoother ride on the trail.  
**Why Choose Mud XC?**  
Perfect mud-trail crossover.

15" fits XD 1500 / Crew XD 1500 only



14" 15" WHEEL

DUAL-DUROMETER

PRO ARMOR DUAL-THREAT

Dual compound technology for superior grip and traction.  
**Why Choose Dual-Threat?**  
Softer outer lugs for cornering grip and feel; harder inner lugs for longer tread life.

15" fits XD 1500 / Crew XD 1500 only



14" 15" 16" WHEEL

DUAL-DUROMETER

PRO ARMOR CRAWLER XG

Unmatched grip for rock crawling with a taller, softer lug.  
**Why Choose Crawler XG?**  
Perfect balance between high-speed performance, durability and flex for traction on slick rocks.



15" WHEEL

DUAL-DUROMETER

PRO ARMOR CRAWLER XP

The best in performance, durability, and reliability. Designed to tackle the toughest terrain in the most challenging conditions.  
**Why Choose Crawler XP?**  
Superior handling in soft dirt and clay. Extended side lugs for greater traction on rocks and sand.



14" 15" WHEEL

SINGLE-DUROMETER

PRO ARMOR CRAWLER XR

Premium grip for most terrains, from desert trails to the rocks.  
**Why Choose Crawler XR?**  
Tougher durometer allows for a shorter lug without sacrificing tread life and saves weight. Excels in hard-pack, fast terrain.

15" fits XD 1500 / Crew XD 1500 only



SCAN FOR MORE DETAILS

PRO ARMOR TIRES HAVE BEEN DEVELOPED AND TESTED to ensure the perfect fit, superior durability and optimal performance, mile-after-mile. No matter where you ride - mud, dirt, sand or snow - we've got you covered.

KNOW YOUR TERRAIN



- Tread patterns optimized for extreme traction
- Ideal for both hard pack & loose trail



- Provides traction & durability
- Performs in hard sand, jagged rocks or any extreme terrain



- Flexible "grippy" tread
- Aggressive side bite



- Extra deep treads
- Self-cleaning lugs



- Triple-belted sidewalls to resist puncture
- Purpose-built, long lasting tread patterns



- Handles extreme cold
- Holds shape & provides traction



WHEELS



15"

50-SERIES

<b>A 5201</b>			
WEIGHT: 17.1 LBS	LOAD RATING: 1,300 LBS	OFFSET: +4	
MATTE BLACK	FRONT/REAR	15" × 7"	1523184-458

<b>B 5202</b>			
WEIGHT: 17.8 LBS	LOAD RATING: 1,300 LBS	OFFSET: +4	
ACCENT	FRONT/REAR	15" × 7"	1523102-266
MATTE BLACK	FRONT/REAR	15" × 7"	1523102-458

<b>C 5203 BEADLOCK</b>			
WEIGHT: 16 LBS	LOAD RATING: 1,300 LBS	OFFSET: +38	
MATTE BLACK	FRONT/REAR	15" × 7"	1522435-458

<b>D 5301 BEADLOCK</b>			
WEIGHT: 17 LBS	LOAD RATING: 1,600 LBS	OFFSET: +38	
ACCENT	FRONT/REAR	15" × 7"	1523282
MATTE BLACK	FRONT/REAR	15" × 7"	1523266

LUG NUTS REQUIRED P. 125 WHEELS WITH 5 LUG NUTS Only compatible with XD 1500 / Crew XD 1500.


<b>E 5304 BEADLOCK</b>			
WEIGHT: 16 LBS	LOAD RATING: 1,600 LBS	OFFSET: +62	
MATTE BLACK	FRONT/REAR	15" × 7"	1525420
ONLY COMPATIBLE WITH XD 1500 / CREW XD 1500			

<b>F 5306</b>			
WEIGHT: 15 LBS	LOAD RATING: 1,740 LBS	OFFSET: +62	
MATTE BLACK	FRONT/REAR	15" × 7"	1525684
ONLY COMPATIBLE WITH XD 1500 / CREW XD 1500			

<b>G 5307</b>			
WEIGHT: 16 LBS	LOAD RATING: 1,740 LBS	OFFSET: +62	
MATTE BLACK	FRONT/REAR	15" × 7"	1525686
ONLY COMPATIBLE WITH XD 1500 / CREW XD 1500			

<b>H 5307 BEADLOCK</b>			
WEIGHT: 18 LBS	LOAD RATING: 1,740 LBS	OFFSET: +62	
MATTE BLACK	FRONT/REAR	15" × 7"	1525688
ONLY COMPATIBLE WITH XD 1500 / CREW XD 1500			

FORGED BEADLOCK RINGS



15" FORGED BEADLOCK RINGS

- A MACHINED 1522240-266**  
ONLY USED ON 5203 BEADLOCK  
SOLD INDIVIDUALLY
- B MATTE BLACK 1523147-458**  
ONLY USED ON 5301 BEADLOCK  
SOLD INDIVIDUALLY

14"

40-SERIES


<b>I 4202</b>			
FRONT	WEIGHT: 12.75 LBS	LOAD RATING: 900 LBS	OFFSET: +4
REAR	WEIGHT: 13.5 LBS	LOAD RATING: 1,300 LBS	OFFSET: -9
ACCENT	FRONT	14" × 7"	1522544-266
	REAR	14" × 8"	1522545-266
MATTE BLACK	FRONT	14" × 7"	1522544-458
	REAR	14" × 8"	1522545-458

<b>J 4204</b>			
FRONT	WEIGHT: 13 LBS	LOAD RATING: 900 LBS	OFFSET: +4
REAR	WEIGHT: 14 LBS	LOAD RATING: 1,300 LBS	OFFSET: -9
ACCENT	FRONT	14" × 7"	1522546-266
	REAR	14" × 8"	1522547-266
MATTE BLACK	FRONT	14" × 7"	1522546-458
	REAR	14" × 8"	1522547-458

<b>K 4205</b>			
FRONT	WEIGHT: 10.5 LBS	LOAD RATING: 900 LBS	OFFSET: +4
REAR	WEIGHT: 12.5 LBS	LOAD RATING: 1,300 LBS	OFFSET: -9
MATTE BLACK	FRONT	14" × 7"	1521507-521
	REAR	14" × 8"	1521508-521
LUSTER	FRONT	14" × 7"	1521507-410
	REAR	14" × 8"	1521508-410

<b>L HD DUAL BEADLOCK</b>			
WEIGHT: 40 LBS	LOAD RATING: 1,600 LBS	OFFSET: +38	
MATTE BLACK	FRONT/REAR	14" × 7"	1524022-458

FORGED BEADLOCK RINGS



14" FORGED BEADLOCK RINGS

- A MACHINED 1522244-266**  
ONLY USED ON 4203 BEADLOCK &  
HD DUAL BEADLOCK SOLD INDIVIDUALLY
- B MATTE BLACK 1523146-458**  
ONLY USED ON 4301 BEADLOCK &  
HD DUAL BEADLOCK SOLD INDIVIDUALLY

KNOW YOUR WHEELS

STEP 1:  
SELECT YOUR SERIES  
  
4 = 40-SERIES  
  
5 = 50-SERIES

STEP 2:  
CHOOSE YOUR LOAD RATING  
  
1 = <800 lbs  
2 = 801 - 1,300 lbs  
3 = 1,301 - 1,600+ lbs

STEP 3:  
PICK YOUR STYLE  
  
OFFSET / BEADLOCK / COLOR  
INCREASE OFFSET FROM STOCK = NARROWER STANCE  
DECREASE OFFSET FROM STOCK = WIDER STANCE

COMMON ACCESSORIES

WINCHES

PLOWS

LIGHTING

CONNECTED  
TECHNOLOGY

ELECTRICAL  
ACCESSORIES

TRACKS







HUNT

COOLERS






WHEELS & TIRES  
& TRAILERING



# WHEEL & TIRE SETS

14" 40-SERIES	UTILITY			DESERT/ROCK	MUD/TRAIL		BACKCOUNTRY/TRAIL			TREKKER		X TERRAIN	
	HARVESTER 27"	28"	PRESERVE 27"	CRAWLER XR 28"	27"	MUD XC 29"	ATTACK 26"	DUAL-THREAT 26"	29"	27"	29"	27"	29"
4202  ACCENT	2882383	2883220	2883203	2881343	2884267	2884260	2881335	2883140	2883148	2890907	2890906	2889968	2889978
4202  MATTE BLACK	2882384	2883221	2883204	2881344	2884268	2884261	2881336	2883141	2883149	2890905	2890904	2889969	2889979
4204  ACCENT	2882385	2883222	2883205	2881355	2884270	2884263	2881347	2883142	2883150			2889973	2889983
4204  MATTE BLACK	2882386	2883223		2881356	2884271	2884264	2881348	2883143	2883151			2889974	2889984
4205  LUSTER				2881371			2881359						
4205  MATTE BLACK	2882387	2883224	2883207	2881372	2884269	2884262	2881360	2883144	2883152			2889975	2889985

## XD 1500 WHEEL & TIRE SETS

<div><div>15"</div><div>50-SERIES</div></div>	UTILITY		MUD/TRAIL	DESERT/ROCK								BACKCOUNTRY/TRAIL							
	HARVESTER		MUD XC	CRAWLER AT		CRAWLER XG		CRAWLER XP		CRAWLER XR		ATTACK 2.0		DUAL-THREAT	PRO RUNNER		TREKKER		
	30"	32"	30"	30"	32"	30"	32"	30"	32"	30"	32"	30"	32"	32"	30"	32"	30"	32"	
5302 BEADLOCK  MATTE BLACK	2889936	2889942	2890841	2889937		2889935	2890025	2889946	2889948	2890846	2885010	2889934		2885009	2890844	2885011	2890921	2890926	
5304  MATTE BLACK	2889996	2889945	2890674	2889999	2890000	2889995	2890027	2890672	2889997	2890673	2889998	2889994	2890675	2891026	2890843		2891006	2891007	
5306  MATTE BLACK	2890949	2890950	2890948	2890941	2890942	2890938	2890939	2890946	2890947	2890943	2890944	2890932	2890933	2890934	2890935	2890936	2890917	2890922	
5307  MATTE BLACK	2890968	2890969	2890967	2890960	2890961	2890957	2890958	2890965	2890966	2890962	2890963	2890951	2890952	2890953	2890954	2890955	2890918	2890923	
5307 BEADLOCK  MATTE BLACK	2890987	2890988	2890986	2890979	2890980	2890976	2890977	2890984	2890985	2890981	2890982	2890970	2890971	2890972	2890973	2890974	2890919	2890924	

15" 50-SERIES	TRAIL	DESERT/ROCK
	ATTACK 2.0 28"	CRAWLER XG 28"
5201  ACCENT	2883160	2883188
5201  MATTE BLACK	2883159	2883187
5202  ACCENT	2883158	2883186
5202  MATTE BLACK	2883157	2883185
5203 BEADLOCK  ACCENT <small>BEADLOCKS SOLD SEPARATELY</small>	2883154	2883182
5301 BEADLOCK  ACCENT <small>BEADLOCKS PRE-MOUNTED</small>	2883162	2883190
5301 BEADLOCK  MATTE BLACK <small>BEADLOCKS PRE-MOUNTED</small>	2883161	2883189

### LUG NUTS LUG NUTS REQUIRED

12MM x 1.5 SPLINED LUG NUTS		
16 LUG NUTS WITH WRENCH	ALL POLARIS RANGER 3-SEAT & CREW MODELS	287933
4 LUG NUTS WITHOUT WRENCH		2879331
SPLINED LUG WRENCH		2204966

3/8" - 24 HEX LUG NUTS		
16 HEX LUG NUTS	ALL POLARIS RANGER 570' 20-21 MODELS	2877409
4 HEX LUG NUTS		2876754



2

WAYS TO PURCHASE  
INDIVIDUAL WHEELS & TIRES  
- OR - COMPLETE SETS AS LISTED



SCAN TO BUILD YOUR  
CUSTOM SET  
& VERIFY FITMENT

Exclusively at Polaris Authorized Dealers  
or [Polaris.com/ProArmorRANGER](https://polaris.com/ProArmorRANGER)



**TIRE SEALANT** P. 126

- » 30 OZ • 2830484
- » 1 GALLON • 2830485
- » 5 GALLONS • 2830486
- » 5 GALLONS PUMP • 2830487



# TIRE SEALANT

24 X 7 COVERAGE | BE PREPARED FOR ANYTHING

## HOW IT WORKS

- 1 Tire sealant remains liquefied inside the tire until a leak develops in the tire or wheel.
- 2 Once a leak occurs, the tire sealant rushes out of the tire and quickly creates a permanent solid plug, maintaining tire pressure so you can continue your ride.



## HOW MUCH DO YOU NEED?

$$\text{TIRE HEIGHT (IN.)} \times \text{TIRE WIDTH (IN.)} / 5 = \text{OUNCES REQUIRED PER TIRE}$$

VISIT [POLARIS.COM/TIRESEALANTCHART](https://polaris.com/tiresealantchart) TO LEARN MORE

## PREMIUM TIRE SEALANT

- Instantly seals and repairs rim, bead leaks and punctures up to .25" on standard tires and .75" on heavy ply tires
- Helps seal the tire bead against the wheel
- Creates permanent repair, helps maintain air pressure for the life of the tire
- 100% water soluble for easy cleanup
- Remains fluid and effective in temperatures down to -45° F
- Will not rust, corrode or pit wheels
- Easily installed through existing tire valve stem with valve core removed

» 32 OZ • 2830484

» 1 GALLON • 2830485

» 5 GALLONS • 2830486

» 5 GALLONS PUMP • 2830487

» 55 GALLONS • 2830489

» 275 GALLONS • 2830488

# TRAILERING

## RAMPS



### CALIBER® RAMP PRO

- Designed for ATVs and UTVs up to 50" wide
- Integrated grip glides for ultimate traction
- Folding sides for easy transportation and storing

» 52" x 90" • 2884576



### ALUMINUM ARCHED LOADING RAMPS

- Capacity for up to 3,000 lbs
- » 76" x 12" • 2,000 LB • 2875384
- » 88" x 12" • 3,000 LB • 2875386



### LIGHTWEIGHT TRI-FOLD RAMPS

- Ramp folds up for transport
- Capacity for up to 1,500 lbs
- Safety straps included
- » 72" x 51" • 2875385
- » 82" x 51" • 2875860



### FOLDING ALUMINUM ARCHED RAMPS

- Ramp folds up for transport
- Up to 1,500 lb total capacity, 750 lb per individual ramp
- Safety straps included
- » 88" x 12" • 2875387

## COVERS & MISC



## TRAILERING COVERS

- Protect your vehicle from the elements while storing outdoors
- A ratchet strap system on the bottom helps to secure the cover to the vehicle

### MID-SIZE

- » 2890329  
SP 570 '22-26, RANGER 500 '26
- » 2890330  
CREW SP 570 '22-26

### FULL-SIZE

- » 2890331  
XP 1000 '15-26, 1000 '20-26
- » 2890332  
CREW XP 1000 '17-26, CREW 1000 '20-26
- » POLARIS PURSUIT CAMO • 2882160  
XP 1000 '14-26, EV '15-21, 570 FULL-SIZE '17-26, 570 '14-26, 500 '17-22, 1000 '20-26

### EXTREME DUTY

- » 2889107  
XD 1500 '24-26
- » 2890305  
CREW XD 1500 '24-26

## OFF-ROAD TOOL KIT BY CRUZTOOLS®

» 2890429  
ALL MODELS



# CV BOOT REPAIR KIT\*

FIX ON THE GO | TEMPORARY COVERAGE

- A quick trail-side fix to increase trail time
- The flexible and durable boot material expands over a cone tool for CV boot repairs, without disassembling CV axles
- Universal fit – works as a temporary fix for most powersports axles
- All components fit inside the cone, and a cover is provided for compact durable storage
- Easily fits in a cargo box, attached to the roll cage, in the glovebox or many other storage locations



Items shown are contained inside cone

## UTV CV BOOT REPAIR KIT

Kit includes the following items:

- (1) Expandable XL CV Boot
- (1) Reusable Cone Tool
- (2) CV Boot Clamps
- (1) Tube of Silicone Lube
- (1) Grease Packet
- (1) Cone Cover

» 2830526

## UTV TRAIL BOOT ONLY

» 2830527

## ATV

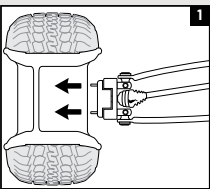
» CV REPAIR KIT  
2830528

» TRAIL BOOT ONLY  
2830529

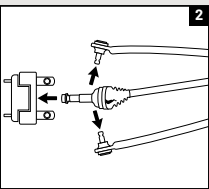
SEE HOW THE CV BOOT REPAIR KIT WORKS AT [POLARIS.COM/MAINTENANCE-VIDEOS](https://polaris.com/maintenance-videos)



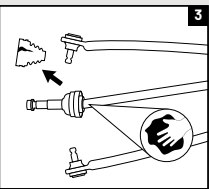
## HOW TO INSTALL



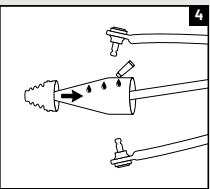
Remove wheel and axle nut.



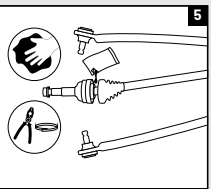
Remove brake caliper, hub, tie rod and upper and lower ball joints.



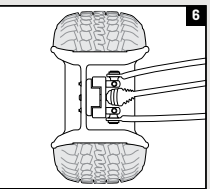
Remove old boot and clean joint.



Spread silicone lube on entire cone tool. Slide boot over cone tool, large end first. See package for outer boot instructions.



Empty the bag of grease into the CV joint/boot, clean sealing points and install clamps.



Reassemble tie rod, ball joints, brake caliper, axle nut, tire and wheel.

Refer to your service manual for further instructions and torque specifications.

\*Designed for temporary CV boot repair. Purchase the OEM CV Boot for a permanent repair.

## HITCHES



### HITCH WITH 2" BALL

- 3:1 Hitch: ball, hook and pin design
- Rust resistant steel with powdercoat finish
- Removable ball, 5/8" pin and clip

» 2" x 2" RECEIVER • 2830522

» 1 1/4" x 1 1/4" RECEIVER • 2830523



### 1 1/8" BALL

- 1 1/8" replacement ball for hitch
- Designed to work with 3:1 Hitch

» 2830524



### RECEIVER HITCH

» 2" RECEIVER TONGUE  
2875320



### TRAILER BALL 3/4" SHANK

» 1 1/8" BALL • 2877602  
» 2" BALL • 2877603

## STRAPS & ROPES



### RECOVERY STRAP

- 2" x 30'
- 18,000 lb maximum load, 9,000 lb maximum vehicle weight
- Comes with carry bag

» 2884033



### RATCHET STRAP

- 1.5" x 15' straps, 2 pack
- Heavy duty webbing
- 5,500 lb maximum load, 1,833 lb working load

» 2884031



### RATCHET STRAP

- 2" x 20'
- Heavy duty webbing, floating D-rings, double J-hooks
- 10,000 lb maximum load, 3,300 lb working load

» 2884032



### SHOCK STRAPS

- 1.5" 3,000 lb breaking strength
- Keeps tension on tie-down straps to secure load, 2 pack

» 1.5" x 15' • 2883296

» 1.5" x 7' • 2883295



# OIL & LUBRICANTS

Our PS-4 engine oils provide ultimate performance and protection, they're formulated with exclusive additives to keep engines clean from deposit buildup. These powersports-grade full synthetic oils helps maximize power and protect your engine for the long term.

## PS-4 FORMULATIONS BEST PROTECTION, BEST PERFORMANCE



### PS-4 5W-50 FULL-SYNTHETIC OIL

Optimal for ambient operating temperatures of -40° F to 100° F.

1 Quart 2876244	1 Gallon 2876245	16 Gallons 2876247	55 Gallon Drum 2876246	330 Gallon Tote 2878814
--------------------	---------------------	-----------------------	---------------------------	----------------------------

### PS-4 0W-50 EXTREME FULL-SYNTHETIC OIL

Optimal for ambient operating temperatures of -45° F to 130° F.

1 Quart 2889395	1 Gallon 2889396	16 Gallons 2889397	55 Gallon Drum 2889398	330 Gallon Tote 2889399
--------------------	---------------------	-----------------------	---------------------------	----------------------------

### OIL CHANGE KITS

These convenient kits include everything needed including filter and oil volume per vehicle

PART NUMBER	VEHICLE FITMENT	PART NUMBER
2890882	RANGER XD 1500	2890883
2202166	RANGER 500, RANGER/RZR/SPORTSMAN 570, TWIN 600, TWIN 700, TWIN 800	2890056
2879323	RANGER, GENERAL 900-1000, RZR 900-1000, RS1, POLARIS XPEDITION	2890057
2877473	RANGER/SPORTSMAN 300-500, SPORTSMAN/SCRAMBLER 500/850/1000	2890055
2881696	RZR TURBO (NON PRO R)	2890058
2890880	RZR PRO R	2890881

### POLARIS INVESTS IN EACH OIL AT & ABOVE THESE LEVELS

12+ DEDICATED  
TEAM MEMBERS  
FOCUSED ON POLARIS OIL

18+  
MONTHS  
DEVELOPMENT & TESTING

76,000+  
HOURS  
DYNO TESTING

2.2/3.5 MILLION+  
MILES/KM  
FIELD TESTING



#### DOT 4 BRAKE FLUID

A high-quality brake fluid designed for use in Polaris hydraulic brakes.

» 12 OZ • 2872189



#### SUSPENSION/ U-JOINT GREASE

» 3 OZ • 2871515  
» 14 OZ • 2871551



#### GAS SHOCK OIL

» 1 QT RACING • 2874124  
WALKER EVANS RACING  
REBUILDABLE SHOCKS  
» 1 QT PREMIUM • 2870995  
FOX® REBUILDABLE SHOCKS



#### AGL

Protects transmission components against wear, corrosion, oxidation and foam in transmissions.

» 1 QT • 2878068  
» 1 GALLON • 2878069  
» EXTREME • 1 QT • 2891028



#### DEMAND DRIVE FLUID

Proprietary formulation prevents clutch slippage and chatter and reduces component wear and corrosion.

» 1 QT • 2877922  
» 2.5 GALLONS • 2877923



#### ANTI-FREEZE

Prevent corrosion on metal components, eliminate scaling and maximize cooling system performance.

» 1 QT • 2880514  
» 1 GALLON • 2880513  
» 55 GALLONS • 2880512



#### CARBON CLEAN

Ultimate fuel and injection system cleaner

» 12 OZ • 2881413  
NOT COMPATIBLE WITH  
XP KINETIC



#### ADVANCED FUEL TREATMENT

Dual antioxidant formula protects jets and fuel system from gum and varnish

» 12 OZ • 2881416  
NOT COMPATIBLE WITH  
XP KINETIC



### PS-4 EXTREME SYNTHETIC 0W-50

- Our best extreme high and low temp formula, excellent for high temperatures and racing, even at temps of 130°F, plus easier cold starting even below -45°F
- Expect the best in wear protection thanks to premium PAO and ester base stocks combined with a balance of moly and ZDDP additives
- Polaris exclusive clean engine additive system reduces deposits and carbon build-up for peak performance and power

### THE BEST PROTECTION, MAXIMUM PERFORMANCE

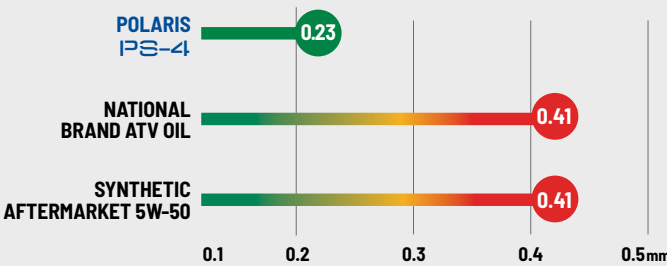
- Powersports grade full synthetics provide long lasting engine protection
- At least 40% improved wear protection compared to all aftermarket oils tested (see engine wear test chart)
- Polaris exclusive clean additive system
- At least 50% less deposits than all aftermarket oils tested (see deposit test chart)
- Cleaner engine with less deposits means consistent maximum power and performance

### WIDEST VISCOSITY FOR ULTIMATE PROTECTION



### ENGINE WEAR TEST

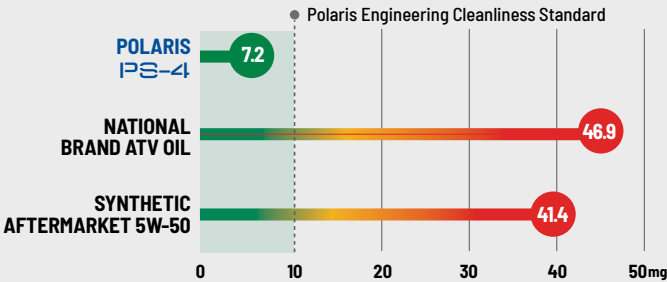
LOWER NUMBER = LESS ENGINE COMPONENT WEAR  
LESS WEAR ON PARTS MEANS LONGER ENGINE LIFE



ASTM D4172. In 3rd party testing against 9 competitive products Polaris had 40% or better wear protection compared to all of the tested products. Numbers represent mm of wear scarring measured. Test measures wear at contact points, wear scar is measured for its length and width (in units of mm). Lower wear numbers mean better wear protection and friction reduction.

### DEPOSIT TEST

LOWER DEPOSITS = MAXIMUM POWER



ASTM D6335. In 3rd party testing against 9 competitive products Polaris PS-4 had less than half the deposits compared to the next closest product. No other tested products met Polaris Engineering standards for deposit cleanliness. Test measures mass of deposits in mg in high temp, high stress test cycles. Higher deposits will impact engine power and performance.



# GARAGE ACCESSORIES



## NEW BELT CHANGE TOOL KIT

- Be prepared for whatever the outdoors throws your way
  - Includes everything you need to get back on the move
  - Rolls up to fit easily under seats, in glove boxes, or storage bins
  - Does not include Belt
- » 2830611



## FLEXIBLE CLUTCH COVER TOOL

- Set includes:
  - (1) 1/4" drive x 11" flexible driver
  - (1) 1/4" Drive double sided socket - 1/4" x 8mm
  - Rubber grip handle and flexible shaft for better leverage
- » 2830572



## FLUID FUNNEL

- Narrow spout for controlled pouring
  - Designed to prevent overfills
  - Durable for all types of chemical exposure
- » 2830552



## FUNNELS

- Narrow spout for controlled pouring
  - Designed to prevent overfills
  - Durable for all types of chemical exposure
- » 1.25 QT BLUE 2830574    » 1.5 QT RED 2830575    » 1.5 QT GREEN 2830576



## NEW ESSENTIAL KIT

- Contains Jumper Cables, Portable Trail Tech Air Compressor, Ratchet Strap, Tow Strap, Tire Plug Kit, First Aid, Duct Tape, Electrical Tape, Zip Ties, Rag, and Case
- » 2881207



## BATTERY OPERATED FLUID TRANSFER PUMP

- Liquid transfer pumps 5-6 quarts/min suctioning power
  - Powered by two 'D' batteries (not included)
- » 2830513



## FLUID SYRINGE

- Easily add and remove fluid from your vehicle
- » 2830553



## GREASE GUN

- For 14 oz All-Season & U-Joint
  - Heavy-duty, one-handed pistol grip
  - 5,000 PSI, with a 4" steel extension efficiently lubricates, reduces friction and wear and tear
- » 14 OZ • 2830569



## PARTS TRAY CABINET

- Roller bearing design
- 20.5" W x 16.75" D x 14.75" H
- » PARTS TRAY CABINET W/ 4 DRAWERS • 2830605
- » SQUARE DIVIDERS (24 COMPARTMENTS) • 2830606
- » ADJUSTABLE DIVIDER • 2830607
- » CABINET STAND • 2830608
- » CABINET WITHOUT DRAWERS • 2830609



## BATTERY OPERATED FLUID TRANSFER PUMP WITH FLOW CONTROL NOZZLE

- Ideal for quick transfer of fluid, diesel, DEF/Adblue, water & water-based media
  - Handheld flow control nozzle
  - Powered by two 'D' batteries (not included)
- » 2830595



## FLUID CHANGE TRAY

- 22" x 22" x 11.5"
  - Chemical and heat resistant
  - Holds up to 2 gallons of liquid
- » 2830551



## GREASE GUN

- For 3 oz All-Season & U-Joint
  - Tough steel construction
  - Accepts both 6" rigid pip nozzle and 12" 12,000 PSI flex hose
  - Enables easy application of grease
- » 3 OZ • 2871312



## EXTENSION CORDS

- Light-up cords designed for extreme cold and heat
- » HD XD 50' TRIPLE OUTLET 1/3 • 2830587
- » 25' SINGLE OUTLET 1/3 • 2830588
- » 50' SINGLE OUTLET 1/3 • 2830589
- » 2' TRIPLE END 1/3 • 2830603
- » 2' ADAPTER 30A TO 20A 10/3 • 2830602



## POLARIS SHOP TOWELS

- » 200 CT W/ DISPENSER • 2830402
- » 200 CT REFILL • 2830403
- » 64 CT REFILL • 2830440
- » HEAVY-DUTY SCRUBBER WIPES 90 CT • 2830441



## HANDHELD PUMP SPRAYER

- Half gallon portable sprayer
  - Lightweight and easy to use
- » 2830570



## WORK LIGHT - 550 LUMENS

- UV and dual-charging on a 360° rotating swivel
- » 2830584



## PUMP

- Fits 1 and 2.5 gallon bottles
- » 2870465



## OIL CHANGE KIT

- 6.5 QT drain pan, one pint oil funnel with screen, oil filter wrench, 15" x 18" absorbent pads (2), clean up wipe (1), 6 mil nitrile gloves (1 pair), blue interfold shop towels (4)
- » 2830545



## POLARIS MAGNETIC PARTS TRAY

- » 2830432



## POLARIS LED POCKET FLASHLIGHT

- Powerful beam - extends 200'
  - Powered by 2 AAA batteries
  - 90 lumens, 1 watt, energy efficient light
- » 2830436



## WORK LIGHT - 1000 LUMENS

- Adjustable with magnetic ends
  - Battery charge indicator
- » 2830585



## FLEX SPOUT

- Fits all Polaris quart, gallon and 2.5 gallon bottles
- » 2871285



## OIL FILTER WRENCH - 65MM (2 9/16") & 73MM (2 7/8")

- 65MM: 14 flute cup size, used with 3/8" square drive
  - 73MM: 15 flutes cup size, used with 3/8" square drive
  - Works with Polaris Oil Filters 2540086, 2520799, 2521728 and other 14 & 15 flute filters
- » 65MM (2 9/16") • 2830550  
» 73MM (2 7/8") • 2830594



## POLARIS 33" TELESCOPIC MAGNET

- Retrieve fasteners or parts dropped in hard-to-reach places
  - 5 LBS of holding strength
  - Extends from 6.5" to 33"
- » 2830435



## TRAIL TECH PORTABLE AIR COMPRESSOR

- Handheld air compressor with Li-ion battery
  - Programmable PSI pressure settings, LED light and USB phone charger
- » COMPRESSOR • 060-DAP  
» CASE • 060-BAG  
» 15" EXTENDER HOSE • 060-LHS



## WORK LIGHT - 4000 LUMENS

- 90° swivel LED light with magnetic backing
  - 16', 14 gauge extension cord cable reel
- » 2830586



# BATTERY CHARGERS

# SERVICE PARTS



POLARIS ENGINEERED SERVICE PARTS DELIVER UNMATCHED PERFORMANCE AND FIT FOR YOUR OFF-ROAD VEHICLE.

All service parts are engineered specifically for your machine. Which means everything is designed, tested and perfected to maximize the life of your ride. Getting Polaris Engineered parts is a decision that pays off in the long run, because there is a long run.

SHOP FOR SERVICE PARTS ONLINE OR VISIT YOUR POLARIS DEALER.



**NOCO GENIUS® BATTERY CHARGER - 1 AMP**

- Keep your battery charged
  - Includes Boost Eyelet Cable with X-Connector Adapter (2830546)
  - Includes adapter for vehicle charge port
- » 2830567



**NOCO GENIUS® BATTERY CHARGER - 2 AMP**

- Keep your battery charged
  - Includes Boost Eyelet Cable with X-Connector Adapter (2830546)
  - Includes adapter for vehicle charge port
- » 2830568



**NOCO GENIUS® BATTERY CHARGER - 5 AMP, 2 BANK**

- Waterproof charger
  - 5 amps per bank for charging any 12v, AGM, lead-acid and/or lithium-ion batteries
- » 2830599



**NOCO GENIUS® BATTERY CHARGER - 10 AMP, 4 BANK**

- Waterproof charger
  - 10 amps per bank for charging any 12v, AGM, lead-acid and/or lithium-ion batteries
- » 2830601



**NOCO BOOST® GB40 12V 1000A JUMP STARTER**

- Delivers 1,000 amps for jump starting a dead battery in seconds
- » 2830547



**NOCO BOOST® GB70 12V 2000A JUMP STARTER**

- Delivers 2,000 amps for jump starting a dead battery in seconds
- » 2830597



**NOCO BOOST® JUMP PACK PROTECTION CASES**

- Lightweight, durable and rugged custom exterior
- » GB40 • 2830548  
» GB70 • 2830598

YOUR BATTERY IS READY WHEN YOU ARE



## LOOK-UP PARTS ON POLARIS.COM

FOR EASY PARTS IDENTIFICATION, VIEW OF ASSEMBLIES & MORE!

Visit [Polaris.com/RANGER](https://Polaris.com/RANGER)  
Click the “Parts & Accessories” tab  
Enter **vehicle year/model** then **select the part**  
Clearly see what parts are required and **order**





# HD HEAVY DUTY PARTS

All Polaris parts are developed and tested to help you get the most out of your ride. Now, we're taking the passion of our riders, workers and outdoor enthusiasts to the next level with HD Parts. Polaris HD Parts are built for riders who push their machines to the limit—day after day, season after season. These are the ranchers, construction workers and relentless trail riders who ride in the extreme terrains and environments. From the heat of Texas to the frozen tundra of Northern Canada, and the swamps of Louisiana to the mountains of Wyoming.

LIMITED



WARRANTY

BEARINGS  
BUSHINGS  
DRIVE BELTS



WARRANTY

AXLES  
BATTERIES



WARRANTY

AIR FILTERS  
BRAKE PADS  
OIL FILTERS



## ENGINEERED TO HANDLE EXTREME CONDITIONS

We know you push your vehicle to the limit, demanding top performance. HD parts are developed to expand the boundaries of your ride and tackle extreme conditions:







# APPAREL

**FIT FOR ANY ADVENTURE.** For outdoor enthusiasts looking for gear that's purposefully built to stand up to the fun and challenging experiences Polaris vehicles enable. Each piece of apparel and equipment bearing the name Polaris is crafted by outdoor enthusiasts, for outdoor enthusiasts. They are a badge of honor – representing what the Polaris brand stands for – a passion to simply be outside doing what you love.



SCAN TO SHOP  
THE FULL LINEUP OF  
POLARIS APPAREL

## RANGER APPAREL & MERCHANDISE



### MEN'S RANGER TEE

S-3XL  
Green | 2833091  
Black | 2833092



### MEN'S LONG SLEEVE RANGER TEE

S-3XL  
Black | 2833094  
Gray | 2833093



### RANGER HOODIE

S-3XL  
Black | 2865589



### POLARIS RANGER STICKER 6"

6" x 0.85" | 2861864



### POLARIS RANGER PARKING SIGN

2869933



### RANGER CAP

Black | 2833131  
Green | 2833132

## RANGE COLLECTION



### RANGE WORK JACKET

Rugged and warm jacket that's tough for work and comfortable for play

**MEN'S | S-3XL**  
Black | 2865321  
Tan | 2865322

**WOMEN'S | S-3XL**  
Black | 2865345  
Tan | 2865346



### RANGE WORK GLOVE

**MEN'S | S-3XL**  
Black | 2865392



CASUALWEAR & HATS



SOFTSHELL JACKET 2.0

**MEN'S | S-3XL**  
**NEW** Forest Green | 2866404  
Black | 2865318  
Rust | 2865319  
Blue | 2865320

**WOMEN'S | S-3XL**  
Black | 2865343  
Blue | 2865344

PURSUIT HOODIE

**MEN'S | S-3XL**  
**NEW** Tan | 2866439  
Orange | 2864606  
Camo | 2862494  
Black | 2833076  
Green | 2833077

**WOMEN'S | S-3XL**  
Camo | 2865488

ODYSSEY HOODIE

**MEN'S | S-3XL**  
**NEW** Cabernet | 2866412  
Gray | 2865394  
Tan | 2865395  
Navy | 2865396

**WOMEN'S | S-3XL**  
**NEW** Sage Green | 2866420  
Dark Blue | 2865398  
Dark Rose | 2865399  
Gray | 2865397



PLAID FLANNEL SHIRT

**MEN'S | S-3XL**  
Cabernet | 2865495  
Blue | 2864671  
Cypress | 2864672

**WOMEN'S | S-3XL**  
Cabernet | 2865496  
Blue | 2864673  
Teal | 2864674

PERFORMANCE SHIRT

**MEN'S | S-3XL**  
Sand | 2865497  
Cypress | 2865498

**NEW** BLOCK '54 HOODIE

**MEN'S | S-3XL**  
Black | 2866440  
Sand | 2866441

PIT SHIRT **TOP SELLER**

**MEN'S | SIZE VARIES**  
**NEW** Tan | S-3XL | 2866413  
Cypress | S-3XL | 2864561  
Black | XS-4XL | 2862526  
Navy | S-3XL | 2833043



**NEW** STAPLE CAP **TOP SELLER**

**NEW** Sand | 2866471  
Maroon | 2865516  
Cypress | 2864568  
Black | 2833127  
Navy | 2833128

CORE CAP **TOP SELLER**

Red | 2833123  
Gray | 2833507  
Navy | 2833494  
Black | 2833495

**NEW** BLOCK '54 CAP

Black | 2866476

TONAL HAT

**NEW** Olive | 2866469  
Orange | 2864564  
Black/Red | 2833497  
Navy | 2833496



STEALTH CAMO CAP

Camo | 2861527

HUNTER ORANGE HAT

S/M | 2860892  
L/XL | 2862545

CAMO BEANIE (REVERSIBLE)

Camo | 2833118

CORE BEANIE

Orange | 2862595

HELMETS & GOGGLES



**NEW**  
OLIVE/BLACK  
2866467

TENACITY 4.0

COMBINATION OF MODERN STYLE AND PREMIUM PROTECTION WITH INCREDIBLE VALUE XS-2XL

- SHELL**
- Shock-resistant, injection-molded thermoplastic
- WEIGHT**
- 1,500g
- FEATURES**
- Through-flow, full-helmet ventilation
  - ProClip quick release chin strap allows you to fasten the chin strap in seconds
  - Removable breath box
  - Toolless adjustable roost shield
  - Removable, washable liner
  - DOT/ECE 22.06 dual certified helmet shell



FULL DETAILS ONLINE



**NEW**  
RED  
2866418

509 KINGPIN **FOR POLARIS**

PREMIUM MATERIALS, ATTRACTIVE PRICE

- FEATURES**
- Built for off-road, the oversized cylindrical lens delivers optimal peripheral vision
  - Metal tear-off posts provide strength and durability
  - Quick-change technology allows you to run the best lens tint for conditions



FULL DETAILS ONLINE



**NEW**  
RADIANT TEAL  
2866423

509 MX6 **FOR POLARIS**

SUPER WIDE FIELD OF VIEW, ENGINEERED FOR DIRT

- FEATURES**
- PC outer lens with anti-scratch coating, and internal anti-fog coating
  - Outriggers with latch system for quick lens change
  - 45mm strap with silicone to hold strap in place



FULL DETAILS ONLINE

SEE OUR FULL LINE OF HOME & COLLECTIBLES ONLINE



KICKBACK  
ROCKER  
Green | 2864816  
Blue | 2862626



POLARIS  
KEY RACK  
12" x 8" | 2864718



15 OZ  
CAMPFIRE MUG  
2861613

APPAREL

RANGER APPAREL  
& MERCHANDISE

RANGE COLLECTION

CASUALWEAR & HATS

HELMETS & GOGGLES





# WHEN YOU'RE TRUSTED BY MILLIONS, YOU GET TO WORK.

THEY SAY IT TAKES 10,000 HOURS TO MASTER SOMETHING. WE'VE BEEN BUILDING FOR OVER 70 YEARS.

WE RELENTLESSLY TEST OUR VEHICLES TO BETTER THE RIDE, SO YOU CAN DO WHAT YOU WERE PUT HERE FOR.



**POLARIS**  
**SPORTSMAN**

ATVs for trail and adventure riders, hunters, ranchers, and anyone who wants to explore the outdoors.



**POLARIS**  
**RZR**

The #1 sport side-by-side lineup, with the most complete lineup for whatever terrain you ride. From tight mountain trails, to deep in the backwoods, to steep dunes.



**POLARIS**  
**RANGER**

The most capable UTVs, purpose-built to be the hardest working and the smoothest riding.



**POLARIS**  
**XPEDITION**

Elevated performance and all-season comfort to go beyond the trailhead.



**POLARIS**  
**GENERAL**

The #1 crossover brand. Versatility, comfort, and capability to hit the trails or knock out tasks.



RANGER EXTREME DUTY MODELS



RANGER XD 1500 / CREW  
NORTHSTAR ULTIMATE

RANGER XD 1500 / CREW  
NORTHSTAR PREMIUM

ENGINE TYPE / HP	1498cc, 4-Stroke DOHC, Triple Cylinder / 110 HP		1498cc, 4-Stroke DOHC, Triple Cylinder / 110 HP	
DRIVETRAIN (DRIVE SYSTEM)	On-Demand True AWD/2WD/Turf/ Ultra Turf Mode		On-Demand True AWD/2WD/Turf/ Ultra Turf Mode	
FRONT/REAR SUSPENSION	Dual A-Arm 12" (30.5 cm) Travel / Dual Arched A-Arm IRS 12" (30.5 cm) Travel		Dual A-Arm 12" (30.5 cm) Travel / Dual Arched A-Arm IRS 12" (30.5 cm) Travel	
FRONT TIRES & REAR TIRES	30 x 10-15; Kenda® Cross Trail 30 x 11-15; Kenda® Cross Trail		30 x 10-15; Kenda® Cross Trail 30 x 11-15; Kenda® Cross Trail	
OVERALL VEHICLE SIZE (L X W X H)	137 x 65 x 78" (348 x 165 x 198 cm)	164 x 65 x 78" (417 x 165 x 198 cm)	137 x 65 x 78" (348 x 165 x 198 cm)	164 x 65 x 78" (417 x 165 x 198 cm)
GROUND CLEARANCE	15" (38.1 cm)		15" (38.1 cm)	
SEATING CAPACITY	3 / 6		3 / 6	
BOX CAPACITY	1,500 lb. (680 kg)		1,500 lb. (680 kg)	
TOW CAPACITY	3,500 lb. (1,588 kg)		3,500 lb. (1,588 kg)	
OTHER STANDARD FEATURES	7" Display Powered by RIDE COMMAND, RIDE COMMAND+ Connected Vehicle Services, JBL® Trail Pro 3000 Audio, Premium Enclosed Cab, Doors with Power Windows, Tip-Out Glass Windshield with Wiper, Rear Glass Panel, Dome Light, Door Puddle Lighting, Interior Accent Lighting, Rearview Mirror, Heat, AC, Defrost, Contoured Seats, Center Armrest, Telescoping Steering Wheel, Polaris Pulse Electrical System (6 position), 140 Amp Charging System, Front Bumper with D-Rings, Top Bar and Integrated LED Auxiliary Lights, DC Outlet, USB Charge Port, Trickle Charger, 12V Cargo Box Port, NorthStar Badge, Pro Series 6,000 lb. Synthetic Rope Winch with Autostop and Rapid Rope Recovery plus Wireless Remote		Premium Enclosed Cab, Doors with Power Windows, Fixed Glass Windshield with Wiper, Rear Glass Panel, Dome Light, Door Puddle Lighting, Interior Accent Lighting, Rearview Mirror, Heat, AC, Defrost, Contoured Seats, Center Armrest, Telescoping Steering Wheel, Polaris Pulse Electrical System (6 position), 140 Amp Charging System, Front Bumper, DC Outlet, USB Charge Port, Trickle Charger, NorthStar Badge, Pro Series 6,000 lb. Synthetic Rope Winch with Autostop and Rapid Rope Recovery plus Wireless Remote	

RANGER MID-SIZE MODELS



RANGER SP 570 / CREW  
NORTHSTAR

RANGER SP 570 / CREW  
PREMIUM

RANGER SP 570 / CREW

RANGER 500

ENGINE TYPE / HP	567cc, 4-Stroke DOHC, Single Cylinder / 44 HP		567cc, 4-Stroke DOHC, Single Cylinder / 44 HP		567cc, 4-Stroke DOHC, Single Cylinder / 44 HP		567 cc, 4-Stroke DOHC, Single Cylinder / 28 HP	
DRIVETRAIN (DRIVE SYSTEM)	On-Demand True AWD/2WD/VersaTrac Turf Mode		On-Demand True AWD/2WD/VersaTrac Turf Mode		On-Demand True AWD/2WD/VersaTrac Turf Mode		AWD with Auto-Locking Front Drive Selectable VersaTrac Turf Mode	
FRONT/REAR SUSPENSION	MacPherson Strut 9" (22.9 cm) Travel / Dual A-Arm, IRS 10" (25.4 cm) Travel		MacPherson Strut 9" (22.9 cm) Travel / Dual A-Arm, IRS 10" (25.4 cm) Travel		MacPherson Strut 9" (22.9 cm) Travel / Dual A-Arm, IRS 10" (25.4 cm) Travel		MacPherson Strut 9" (22.9 cm) Travel / Dual A-Arm, IRS 10" (25.4 cm) Travel	
FRONT TIRES & REAR TIRES	25 x 8-12; Pro Armor X-Terrain 25 x 10-12; Pro Armor X-Terrain		25 x 8-12; Carlstar 489 25 x 10-12; Carlisle 489		25 x 8-12; Carlstar 489 25 x 10-12; Carlisle 489		25 x 8-12; Carlstar 489 25 x 10-12; Carlisle 489	
OVERALL VEHICLE SIZE (L X W X H)	108 x 58 x 74" (274.3 x 147.3 x 188 cm)	144 x 58 x 74" (365.8 x 147.3 x 188 cm)	108 x 56 x 74" (274.3 x 142.2 x 188 cm)	144 x 56 x 74" (365.8 x 142.2 x 188 cm)	108 x 56 x 74" (274.3 x 142.2 x 188 cm)	144 x 56 x 74" (365.8 x 142.2 x 188 cm)	110 x 58.5 x 74.8" (279.4 x 148.6 x 190 cm)	
GROUND CLEARANCE	10.5" (26.7 cm)		11" (27.9 cm)		11" (27.9 cm)		10" (25.4 cm)	
SEATING CAPACITY	2 / 4		2 / 4		2 / 4		2	
BOX / RACK CAPACITY	500 lb. (227 kg)		500 lb. (227 kg)		500 lb. (227 kg)		300 lb. (136 kg)	
TOW CAPACITY	1,500 lb. (680 kg)		1,500 lb. (680 kg)		1,500 lb. (680 kg)		1,500 lb. (680 kg)	
OTHER STANDARD FEATURES	Premium Enclosed Cab, Doors with Crank Windows, Fixed Glass Windshield with Wiper and Washer Fluid, Rear Glass Panel, Factory Installed Heat with Defrost, Gas Assist Dump Box, Single Latch Tailgate, Full Coverage Steel Front Bumper with Integrated Winch and Plow Mounts, Full Coverage Skid Plate, Premium Cut and Sew Seats, Polaris Pulse Electrical System (3 position), 3,500 lb. Synthetic Rope Winch with Autostop, USB Charging Port, Rear Wheel Liners, NorthStar Badging		Gas Assist Dump Box, Single Latch Tailgate, Full Coverage Steel Front Bumper with Integrated Winch and Plow Mounts, Full Coverage Skid Plate, Premium Cut and Sew Seats, Polaris Pulse Electrical System (3 position), USB Charging Port, Rear Wheel Liners		Gas Assist Dump Box, Single Latch Tailgate, Steel Front Bumper with Winch Mount and Bull Bar, Rear Wheel Liners		4" LCD Rider Information Center, 2,500 lb. Winch with Wired Remote, Steel Front Bumper with Integrated Winch Mount	

RANGER FULL-SIZE MODELS



RANGER XP 1000 / CREW  
NORTHSTAR ULTIMATE

RANGER XP 1000 / CREW  
NORTHSTAR PREMIUM

RANGER XP 1000 / CREW  
PREMIUM

ENGINE TYPE / HP	999cc, 4-Stroke DOHC, Twin Cylinder / 82 HP		999cc, 4-Stroke DOHC, Twin Cylinder / 82 HP		999cc, 4-Stroke DOHC, Twin Cylinder / 82 HP	
DRIVETRAIN (DRIVE SYSTEM)	High Performance On-Demand True AWD/2WD/ VersaTrac Turf Mode		High Performance On-Demand True AWD/2WD/ VersaTrac Turf Mode		High Performance On-Demand True AWD/2WD/ VersaTrac Turf Mode	
FRONT/REAR SUSPENSION	Dual A-Arm 10" (25.4 cm) Travel / Dual A-Arm, IRS 10" (25.4 cm) Travel		Dual A-Arm 10" (25.4 cm) Travel / Dual A-Arm, IRS 10" (25.4 cm) Travel		Dual A-Arm 10" (25.4 cm) Travel / Dual A-Arm, IRS 10" (25.4 cm) Travel	
FRONT TIRES & REAR TIRES	29 x 9-14; Pro Armor X-Terrain 29 x 11-14; Pro Armor X-Terrain		29 x 9-14; Pro Armor X-Terrain 29 x 11-14; Pro Armor X-Terrain		29 x 9-14; Pro Armor X-Terrain 29 x 11-14; Pro Armor X-Terrain	
OVERALL VEHICLE SIZE (L X W X H)	120 x 65 x 79.5" (305 x 165 x 201 cm)	152 x 65 x 79.5" (386 x 165 x 201 cm)	120 x 65 x 79.5" (305 x 165 x 201 cm)	152 x 65 x 79.5" (386 x 165 x 201 cm)	120 x 62.5 x 79.5" (305 x 158 x 201 cm)	152 x 62.5 x 79.5" (386 x 158 x 201 cm)
GROUND CLEARANCE	14" (35.5 cm)		14" (35.5 cm)		14" (35.5 cm)	
SEATING CAPACITY	3 / 6		3 / 6		3 / 6	
BOX CAPACITY	1,000 lb. (453 kg)		1,000 lb. (453 kg)		1,000 lb. (453 kg)	
TOW CAPACITY	2,500 lb. (1,133 kg)		2,500 lb. (1,133 kg)		2,500 lb. (1,133 kg)	
OTHER STANDARD FEATURES	7" Display Powered by RIDE COMMAND, JBL® Trail Pro 2000 Audio, Premium Enclosed Cab, Doors with Powered Front Windows, Tip-Out Glass Windshield with Wiper, Rear Glass Panel, Factory-Installed Heat, AC, Defrost, Rearview Mirror, NorthStar Tailgate Badge, Front Bumper with Integrated Winch, Plow and LED Mounts, Premium Cut and Sew Seats with Contoured Seatbacks and Embroidered Polaris Branding, 4,500 lb. Synthetic Rope Winch with Autostop and Wireless Remote, Polaris Pulse Electrical System (6-Position) Underhood Busbar and 6-Position Roof Busbar, 12V Accessory Outlet, Battery Trickle-Charging Outlet, USB Outlet		Premium Enclosed Cab, Doors with Powered Front Windows, Tip-Out Glass Windshield with Wiper, Rear Glass Panel, Factory-Installed Heat, AC, Defrost, Rearview Mirror, NorthStar Tailgate Badge, Front Bumper with Integrated Winch, Plow and LED Mounts, Premium Cut and Sew Seats with Contoured Seatbacks and Embroidered Polaris Branding, 4,500 lb. Synthetic Rope Winch with Autostop and Wireless Remote, Polaris Pulse Electrical System (6-Position) Underhood Busbar and 6-Position Roof Busbar, 12V Accessory Outlet, Battery Trickle-Charging Outlet, USB Outlet		Front Bumper with Integrated Winch, Plow and LED Mounts, Premium Cut and Sew Seats with Contoured Seatbacks and Embroidered Polaris Branding, 4,500 lb. Synthetic Rope Winch with Autostop and Wireless Remote, Factory-Installed Poly Sport Roof, Polaris Pulse Electrical System (6 position), 12V Accessory Outlet, Battery Trickle-Charging Outlet, USB Outlet	



RANGER 1000 / CREW  
PREMIUM

RANGER 1000  
EPS

RANGER 1000 / CREW

ENGINE TYPE / HP	999cc, 4-Stroke SOHC, Twin Cylinder / 61 HP		999cc, 4-Stroke SOHC, Twin Cylinder / 61 HP		999cc, 4-Stroke DOHC, Twin Cylinder / 61 HP	
DRIVETRAIN (DRIVE SYSTEM)	High Performance On-Demand True AWD/2WD/ VersaTrac Turf Mode		High Performance On-Demand True AWD/2WD/ VersaTrac Turf Mode		High Performance On-Demand True AWD/2WD/ VersaTrac Turf Mode	
FRONT/REAR SUSPENSION	Dual A-Arm 10" (25.4 cm) Travel / Dual A-Arm, IRS 10" (25.4 cm) Travel		Dual A-Arm 10" (25.4 cm) Travel / Dual A-Arm, IRS 10" (25.4 cm) Travel		Dual A-Arm 10" (25.4 cm) Travel / Dual A-Arm, IRS 10" (25.4 cm) Travel	
FRONT TIRES & REAR TIRES	26 x 9-12; PXT 2.0 26 x 11-12; PXT 2.0		25 x 10-12; Carlstar 489 25 x 11-12; Carlstar 489		25 x 10-12; Carlstar 489 25 x 11-12; Carlstar 489	
OVERALL VEHICLE SIZE (L X W X H)	120 x 62.5 x 78" (305 x 158 x 198 cm)	152 x 62.5 x 78" (386 x 158 x 198 cm)	120 x 62.5 x 76" (305 x 158 x 193 cm)		120 x 62.5 x 76" (305 x 158 x 193 cm)	152 x 62.5 x 76" (386 x 158 x 193 cm)
GROUND CLEARANCE	12.5" (31.8 cm)		12" (30.5 cm)		12" (30.5 cm)	
SEATING CAPACITY	3 / 6		3		3 / 6	
BOX CAPACITY	1,000 lb. (453 kg)		1,000 lb. (453 kg)		1,000 lb. (453 kg)	
TOW CAPACITY	2,500 lb. (1,133 kg)		2,500 lb. (1,133 kg)		2,500 lb. (1,133 kg)	
OTHER STANDARD FEATURES	4,500 lb. Synthetic Rope Winch with Autostop and Wireless Remote, Factory-Installed Poly Sport Roof, Premium Cut and Sew Bench Seat, Front Bumper with Integrated Plow and Winch Mounts, Single Latch Cab Nets, Polaris Pulse Electrical System (3 position), 12V Accessory Outlet, Battery Trickle-Charging Outlet		Front Bumper with Integrated Plow and Winch Mounts, Single Latch Cab Nets, Polaris Pulse Electrical System (3 position), 12V Accessory Outlet, Battery Trickle-Charging Outlet		Single Latch Cab Nets, Polaris Pulse Electrical System (3 position), 12V Accessory Outlet, Battery Trickle-Charging Outlet	





RANGER XP 1000 / CREW  
NORTHSTAR TRAIL BOSS EDITION



RANGER CREW XP 1000  
NORTHSTAR TEXAS EDITION



RANGER CREW XP 1000  
TEXAS EDITION

ENGINE TYPE / HP	999cc, 4-Stroke DOHC, Twin Cylinder / 82 HP		999cc, ProStar 4-Stroke DOHC, Twin Cylinder / 82 HP	999cc, 4-Stroke DOHC, Twin Cylinder / 82 HP
DRIVETRAIN (DRIVE SYSTEM)	High Performance On-Demand True AWD/2WD/ VersaTrac Turf Mode		High Performance On-Demand True AWD/2WD/ VersaTrac Turf Mode	High Performance On-Demand True AWD/2WD/ VersaTrac Turf Mode
FRONT/REAR SUSPENSION	Independent, Arched Lower A-Arms, 10" (25.4 cm) Travel / Self-Leveling Independent, Arched Lower A-Arms, 10" (25.4 cm) Travel		Independent, Arched Lower A-Arms, 10" (25.4 cm) Travel / Independent, Arched Lower A-Arms, 10" (25.4 cm) Travel	Independent, Arched Lower A-Arms, 10" (25.4 cm) Travel / Independent, Arched Lower A-Arms, 10" (25.4 cm) Travel
FRONT TIRES & REAR TIRES	29 x 9-14; Pro Armor X-Terrain 29 x 11-14; Pro Armor X-Terrain		29 x 9-14; Pro Armor X-Terrain 29 x 11-14; Pro Armor X-Terrain	29 x 9-14; Pro Armor X-Terrain 29 x 11-14; Pro Armor X-Terrain
OVERALL VEHICLE SIZE (L X W X H)	120 x 65 x 79.5" (305 x 165 x 201 cm)	152 x 65 x 79.5" (386 x 165 x 201 cm)	152 x 65 x 79.5" (386 x 165 x 201 cm)	152 x 62.5 x 79.5" (386 x 158 x 201cm)
GROUND CLEARANCE	14" (35.6 cm)		14" (35.6 cm)	14" (35.6 cm)
SEATING CAPACITY	3 / 6		6	6
BOX CAPACITY	1,000 lb. (453 kg)		1,000 lb. (453 kg)	1,000 lb. (453 kg)
TOW CAPACITY	2,500 lb. (1,133 kg)		2,500 lb. (1,133 kg)	2,500 lb. (1,133 kg)
OTHER STANDAR FEATURES	7" Display Powered by RIDE COMMAND, RIDE COMMAND+ Connected Vehicle Services, JBL® Trail Pro 2000 Audio, Arched A-Arms, Nivomat Self-Leveling Suspension, Polaris Engine Braking System with Active Descent Control, Premium Enclosed Cab, Doors with Powered Front Windows, Tip-Out Glass Windshield with Wiper, Rear Glass Panel, Factory-Installed Heat, AC, Defrost, Rearview Mirror, Premium Steering Wheel and Interior Accents, Front Bumper with Integrated Winch, PLOW and LED Mounts, Premium Cut and Sew Seats with Contoured Seatbacks and Embroidered Polaris Branding, 4,500 lb. Synthetic Rope Winch with Autostop and Wireless Remote, Polaris Pulse Electrical System (6-Position), 12V Accessory Outlet, Battery Trickle-Charging Outlet, USB Outlet, 12V Cargo Box Power Port		Texas and NorthStar Tailgate Badging, Premium Enclosed Cab, Doors with Power Windows, Tip-Out Glass Windshield with Wiper, Tinted Windows, Rear Glass Panel, Factory-Installed Heat, AC, Defrost, Rearview Mirror, Premium Steering Wheel and Interior Accents, Front Bumper with Integrated Winch, PLOW and LED Mounts, Premium Cut and Sew Seats with Contoured Seatbacks and Embroidered Polaris Branding, 4,500 lb. Synthetic Rope Winch with Autostop and Wireless Remote, Polaris Pulse Electrical System (6-Position) Underhood Busbar and 6-Position Roof Busbar, 12V Accessory Outlet, Battery Trickle-Charging Outlet, USB Outlet	Texas Badging, Front Bumper with Integrated Winch, PLOW and LED Mounts, Premium Cut and Sew Seats with Contoured Seatbacks and Embroidered Polaris Branding, 4,500 lb. Synthetic Rope Winch with Autostop and Wireless Remote, Factory-Installed Poly Sport Roof, Premium Steering Wheel and Interior Accents, Polaris Pulse Electrical System (6-Position), 12V Accessory Outlet, Battery Trickle-Charging Outlet, USB Outlet



2024 RANGER XP KINETIC  
ULTIMATE



2024 RANGER XP KINETIC  
PREMIUM



RANGER 150 EFI

ENGINE TYPE / HP	Internal Permanent Magnet AC Motor / 110 HP	Internal Permanent Magnet AC Motor / 110 HP	150cc, 4-Stroke, Single Cylinder EFI
DRIVETRAIN (DRIVE SYSTEM)	High Performance On-Demand True AWD/2WD/ VersaTrac Turf Mode	High Performance On-Demand True AWD/2WD/ VersaTrac Turf Mode	2WD, Chain
FRONT/REAR SUSPENSION	Dual A-Arm 10" (25.4 cm) Travel / Dual A-Arm, IRS 10" (25.4 cm) Travel	Dual A-Arm 10" (25.4 cm) Travel / Dual A-Arm, IRS 10" (25.4 cm) Travel	Single A-Arm with 5.1" (13 cm) Travel / Dual Shock Swingarm with 6" (15.2 cm) Travel
FRONT TIRES & REAR TIRES	29 x 9-14; Pro Armor X-Terrain 29 x 11-14; Pro Armor X-Terrain	29 x 9-14; Pro Armor X-Terrain 29 x 11-14; Pro Armor X-Terrain	22 x 7-10; Wanda® 22 x 10-10; Wanda®
OVERALL VEHICLE SIZE (L X W X H)	120 x 62.5 x 78" (305 x 158 x 198 cm)	120 x 62.5 x 78" (305 x 158 x 198 cm)	85 x 48 x 58" (215.9 x 121.9 x 147.3 cm)
GROUND CLEARANCE	14" (35.6 cm)	14" (35.6 cm)	8" (20.3 cm)
SEATING CAPACITY	3	3	2
BOX CAPACITY	1,250 lb. (567 kg)	1,250 lb. (567 kg)	50 lb. (22.7 kg)
TOW CAPACITY	2,500 lb. (1,133 kg)	2,500 lb. (1,133 kg)	N/A
OTHER STANDARD FEATURES	7" Display Powered by RIDE COMMAND, RIDE COMMAND+ Connected Vehicle Services, Premium Cut and Sew Seats with Contoured Seatbacks and Embroidered Polaris Branding, Premium Steering Wheel and Interior Accents, Polaris Pulse Electrical System (6 position), DC Outlet, Dual USB Port, 12V Cargo Box Power Port	RIDE COMMAND+ Connected Vehicle Services, Premium Cut and Sew Seats with Contoured Seatbacks and Embroidered Polaris Branding, Premium Steering Wheel and Interior Accents, Polaris Pulse Electrical System (6 position), DC Outlet, Dual USB Port, 12V Cargo Box Power Port	Safety Flag, Seat Belt, Safety Nets, Free Online Safety Training, Youth Ride Control (Pin Code Start, Adjustable Speed Limiter, Geofencing, Helmet Aware)



LIVE LIFE  
OFF ROAD.

Warning: Polaris Off Road vehicles can be hazardous to operate and are not designed for on-road use. Driver must be at least 16 years old with a valid driver's license to operate. All riders should always wear helmets, eye protection and footwear. Read, understand and follow your owner's manual. Ride within the limits of your own abilities and never engage in stunt or exhibition driving. Never ride under the influence of drugs or alcohol. All riders should take a safety training course. Call 800-342-3764 for additional information.

Unless noted, all trademarks are the property of Polaris Industries Inc. 509® is a registered trademark of Teton Outfitters, LLC. Apple® and App Store® are registered trademarks of Apple Inc. Bluetooth® is a registered trademark of Bluetooth Sig, Inc. Caliber® is a trademark of Caliber, Inc. Cardo® is a registered trademark of Cardo Systems, Inc. Carhartt® is a registered trademark of Carhartt, Inc. CruzTools® is a registered trademark of CYCOACTIVE, INC. Facebook™ is a service trademark of META PLATFORMS, INC. Fldlock® is a registered trademark of Fldlock GmbH. FOX® is a registered trademark of Fox Factory Inc. Google Play™ is a service trademark of Google LLC. YouTube™ is a registered trademark of Google LLC. Homelink® is a registered trademark of Gentex Corporation. Instagram™ is a service trademark of Instagram, LLC. JBL® is a registered trademark of HARMAN INTERNATIONAL INDUSTRIES, INCORPORATED. MORFLEX® is a registered trademark of FNA Group, Inc. NOCO Genius® is a registered trademark of The Noco Company. RHINO-RACK® and Zwifloc® are registered trademarks of Rhino Rack Australia Pty Limited. Rigid® is a trademark of JUST Performance, LLC d/b/a Rigid Industries LLC. Seatsaver® is a registered trademark of Prince Lionheart, Inc. SMART BOARD® is a registered trademark of SMART TECHNOLOGIES ULC UNLIMITED LIABILITY CORPORATION CANADA. Tiger Drylac® is a registered trademark of Tiger Coatings GMBH & CO. KG. X™ is a service trademark of X CORP. Wallbox W™ is a service trademark of Wall Box Chargers, s.l. Prices, Fitment and Availability are subject to change at any moment. Copyright © 2025 Polaris Industries Inc. All rights reserved.



# THE AMERICAN POWERSPORTS CO.

At Polaris, we believe being an American company isn't a sales pitch; it's a way of doing business. It's the place we call home. The place our riders call home.

It all began here in America—over 70 years ago—in a small factory in Roseau, Minnesota. There, our founders forged a company built on American values, grit and ingenuity. That factory is not so small anymore and still operates to this day—creating jobs and producing the best our industry has to offer. The best America has to offer.

Today, we continue to design, engineer and test our industry-leading vehicles with owners like you—right here on American dirt, sand, snow and soil.



POLARIS GLOBAL HEADQUARTERS  
MEDINA, MINNESOTA, USA



CONNECT ONLINE  
SEARCH "POLARISORV"

LEARN MORE  
ABOUT THE POLARIS STORY



**VISIT [POLARIS.COM/RANGER](https://www.polaris.com/ranger)**

TO SEE VEHICLE OPTIONS AND VIEW ACCESSORIES  
ON YOUR NEW MACHINE FROM EVERY ANGLE!

**POLARIS**  
Think Outside

MY26 RGR CATALOG ENG