

POLARIS **RANGER**

ACCESSORIES & GEAR
TO GET THE MOST OUT OF YOUR NEW RIDE



570 FULL-SIZE

THANK YOU FOR CHOOSING POLARIS

Make your new RANGER experience even better with Polaris Engineered accessories. We've tested and validated them so they fit seamlessly and sync perfectly with your RANGER. Our goal is to go beyond your expectations and enhance your overall riding enjoyment.

ACCESSORIES
BACKED BY A
1 YR
WARRANTY

PLUG AND PLAY ELECTRICAL



The Polaris PULSE Electrical System allows for a simple plug & play approach for adding power to Polaris Engineered Accessories.

INTEGRATED PLOW MOUNT

**GLACIER
PLOW SYSTEMS**

The attachment points for the Glacier Plow System are integrated right at the factory and feature an innovative drive-up and go installation process.

DESIGNED


by the people who designed your vehicle.

TESTED

in the field so you ride with 100% confidence.

TRUSTED

70 years in the business. The #1 name in off-road.



VERSATILITY



Lock & Ride mounting locations allow for virtually limitless customization to let you work the way you want.

INTEGRATED PRE-WIRED WINCH MOUNT

**PRO HD SERIES
HEAVY DUTY WINCHES**

Designated mounting points and pre-wired connectors create a perfect fit in the strongest location for attaching a Polaris Engineered winch.



KEEP THE ELEMENTS AT BAY



2 ADD A ROOF
Shield from harsh elements while adding style.

1 ADD A WINDSHIELD
Protect all riders with optical clarity.

3 ADD A REAR PANEL
Maintain rear visibility while reducing rear air swirl.

4 ADD DOORS (not shown)
Keep the cab free of dust and water.



1 POLY WINDSHIELD

- Optical-grade, .236"-thick polycarbonate for outstanding protection and visibility
- » **HARD COAT POLY** • 2879489
- » **TOP SELLER POLY** • 2876958



HALF WINDSHIELD

- Durable, optical-grade, .177"-thick polycarbonate for impact-resistance
- Half-height design delivers improved airflow for hot/dusty conditions
- Retains sporty, rugged look
- » 2878756



2 SPORT ROOF

- Lightweight, rugged polyethylene construction
- Offers protection from sun and rain
- Does not work with Full Doors
- » **TOP SELLER 3-SEAT** • 2877946
- » **CREW** • 2878755



BIMINI SOFT TOP

- Tight-fitting canvas soft top with easy on/off design
- » 2876963-067



CANVAS ROOF/REAR PANEL

- Constructed from premium, mold-resistant polyester with UV stabilizers
- Durable, heat-sealed vinyl window for crack resistance
- » 2883471



3 POLY REAR PANEL

- Constructed from thick, impact resistant polycarbonate
- Delivers protection from the elements and a quieter ride
- Scratch-resistant for years of clear vision
- » 2878165



4 RANGER CANVAS DOORS

- Constructed from premium, mold-resistant polyester with UV stabilizers
- Durable, heat-sealed vinyl window for crack resistance
- Zip-down windows for adjustable ventilation
- » 2876962-067
- REQUIRES CANVAS ROOF/REAR PANEL (2883471)

LEAVE NOTHING BEHIND



HEADACHE RACK

- Provides extreme cargo versatility
- Strong steel tube construction for maximum durability

» 2889538



300 LB. REAR CARGO BOX WINCH

- 300 lb. pull force winch that mounts to rear headache rack
- Allows for easy loading of big game or other large and heavy items in the bed

» 2890134

REQUIRES HEADACHE RACK (2889538)



FRONT HOOD STORAGE RACK

- Increases storage and protects against brush and debris
- Steel construction with a durable powder-coated finish
- Lock & Ride functions for easy install, on and off maneuvering of the basket, and under-hood access

• Weight Capacity: 100 lbs.

» 2885088



D-RINGS TOP SELLER

- Secure your cargo with bungee cords or straps

» 2881545



STORAGE BOX

- Store all the tools you need to get the job done
- Internal organizational dividers keep gear from rolling around
- Easily detaches from vehicle

» 2889199



BED EXTENDER/DIVIDER

- Extend the cargo bed or divide cargo within the bed
- Lock & Ride technology for easy install without tools
- Made from durable steel and powder-coated finish

» 2889183



CARGO BED MAT

- Rubber mat to protect the cargo box, reduce drivetrain noise and secure cargo with non-slip design

» 2889189



CHAINSAW MOUNT

- Secures to the outside of the bed wall in seconds

» 2879354



TOOL RACK

- Attach on the inside or outside of the cargo bed

» 2881533



TRASH CAN HAULER

- Receiver mounted trash can hauler that allows slow speed towing of 2 trash cans

» 2889876



SPARE TIRE MOUNT

- Carry one tire up to 30"
- Quick installation on rear cab to keep cargo bed free and easily accessible

» 2889193

PROTECT YOUR VEHICLE



BRUSHGUARDS

- Provides front impact resistance and headlight protection
 - Durable, scratch-resistant black powder-coated finish
 - Can be used with accessory winch or plow system
 - Does not interfere with rear cargo drop gate
- » FRONT • 2881662
» REAR • 2881661

HORN

» 2875048

REVERSE BEEPER

» 2880631



SCAN TO SHOP
THE FULL SELECTION
OF LIGHTING OPTIONS

ILLUMINATE THE PATH



RIGID

ADVANCED
TECH

EXCLUSIVE
OPTICS

RIGID® LIMITED
LIFETIME WARRANTY*



SR-SERIES PRO

Sleek, powerful, low-profile (under 2" tall). Lights extreme distances with low energy usage.

Available in 10" & 32"



D-SERIES PRO

Compact to fit almost anywhere with high output and low energy usage.

Available in Driving, Flood & Spot



DUAL-ROW LED

The most spread and farthest illumination downrange.

Available in 11" & 31"



SINGLE-ROW LED

Powerful, compact, low-profile light bars with sleek look.

Available in 11", 20", 33" & 40"



CUBE LED

Small size allows mounting in strategic locations.

Available in Spot

PRO ARMOR 

RUGGED
CONSTRUCTION

MASSIVELY
BRIGHT

JUST ANY COOLER WON'T CUT IT OUT THERE



105, 60 & 30
QUART FEATURES



ComfortCarry
Handles



TravelLock
System



EasyOut
Drain System



NoSlip
Rubber Feet



PolarWall
Insulation



IceLock
Seal



105 QUART
NORTHSTAR COOLER

SAGEBRUSH GREEN • 2890707
GRAPHITE • 2883426



60 QUART
NORTHSTAR COOLER

SAGEBRUSH GREEN • 2890706
GRAPHITE • 2883425



30 QUART
NORTHSTAR COOLER

SAGEBRUSH GREEN • 2890705
GRAPHITE • 2883424



15 QUART
NORTHSTAR COOLER

SAGEBRUSH GREEN • 2890704
GRAPHITE • 2883968



20 QUART
SOFT-SIDED COOLER

GRAPHITE • 2889285

POLARIS

PRO ARMOR

TIRES FOR MANY ENVIRONMENTS

MADE FOR
POLARIS
ACCESSORIES



PRO ARMOR TREKKER

- Specialized tread design provides a quiet ride
- Graduated lug depth maximizes the contact patch for ultimate predictability
- 8-ply, triple belted nylon construction




PRO ARMOR HARVESTER

- All-around workhorse with tread life of 5,000 miles / 8,047 kilometers
- Tread pattern designed to withstand anything from the farmyard to the pastures to the trail
- With 10-ply, it can carry the load day-in and day-out



PRO ARMOR ATTACK

- The best all-purpose tire for year-round traction on various terrains
- Unique, full-face tread design
- Harder durometer lugs promote extended wear, increasing tire life
- Wider spaced lugs provide more grip in softer terrain



12 WHEEL STYLES



4202



4201



4204

9 STYLES
9 SIZES
6 TERRAINS

**2 WAYS TO
PURCHASE**

INDIVIDUAL WHEELS & TIRES - OR - COMPLETE SETS



SCAN TO BUILD
YOUR CUSTOM
SET & VERIFY
FITMENT

WINCHES BUILT FOR THE OFF-ROAD



- ✓ Tested 1,200+ pulls at max load
- ✓ Built to withstand -20° F temperatures
- ✓ Operates fully submerged underwater
- ✓ Military tested & approved

UPGRADE YOUR POLARIS HD WINCH

WIRELESS REMOTE

- Up to 50 ft. range with LED indicator
- Direct plug and play operation



» 2879316

SYNTHETIC ROPE

» 3,500 LB. • 2878888



AUTO STOP UPGRADE

- Billeted aluminum
- Replaces stock fairlead

» 2881693

SYNTHETIC ROPE REQUIRED

UPGRADE YOUR CONTROLS

WIRED REMOTE CONTROL

- Must order remote handle and socket together
- » REMOTE HANDLE • 4013466
- » SOCKET • 4014228

POWER CONTROLLER

- Control your winch and plow hydraulics directly from the shift knob

» 2879227



PRO HD SERIES

4,500 LB. WINCH

» 2882238



TOP SELLER

HD SERIES

3,500 LB. WINCH

» 2881669





SCAN TO LEARN MORE
ABOUT BUILDING A
GLACIER PLOW SYSTEM



GLACIER PLOW SYSTEMS

- ✓ Easily install and remove the plow system from your RANGER
- ✓ No loss of factory ground clearance when not plowing
- ✓ Don't have to crawl under the machine to release the plow blade from the vehicle
- ✓ No trimming of vehicle plastic required to mount plow or winch
- ✓ Angle the blade from your seat with the Glacier Pro Plow Hydraulic Angle System
- ✓ 30 second prep: Drive up, hook on, lock down and go





POLARIS ENGINEERED PARTS AND OIL

have been validated and tested extensively, specifically for your machine. In order to maintain the peak performance of your RANGER, only use official Polaris Engineered parts and oil.

BREAK-IN MAINTENANCE

Push the limits without sacrificing strength, longevity and durability.

FIRST 25 HRS / 1 MONTH | 250 MI / 400 KM

ENGINE OIL & OIL FILTER
CHANGE

BRAKE SYSTEM*
INSPECT

TRANSMISSION & GEARCASE FLUID
INSPECT
TOP OFF AS NEEDED

BATTERY
INSPECT
CLEAN IF NEEDED

FUEL SYSTEM
INSPECT



SCAN FOR COMPLETE
MAINTENANCE
SCHEDULE

*It is recommended to have an authorized Polaris dealer perform these services.



GEAR & APPAREL FOR EVERY DAY & EVERY RIDE



SCAN TO SHOP
THE POLARIS
APPAREL COLLECTION





VISIT YOUR LOCAL DEALER TO BUILD YOUR DREAM RIDE

Warning: Polaris Off Road vehicles can be hazardous to operate and are not designed for on-road use. Driver must be at least 16 years old with a valid driver's license to operate. All riders should always wear helmets, eye protection and footwear. Read, understand and follow your owner's manual. Ride within the limits of your own abilities and never engage in stunt or exhibition driving. Never ride under the influence of drugs or alcohol. All riders should take a safety training course. Call 800-342-3764 for additional information. Fitment and availability are subject to change at any moment. Unless noted, trademarks are the property of Polaris Industries Inc. RIGID® is a trademark of JST Performance, LLC d/b/a Rigid Industries, LLC. Copyright © 2024 Polaris Industries Inc. All rights reserved.