

SPORTSMAN ULTIMATE SERIES - REAR CARGO HOLD BAG KIT



P/N 2882303

APPLICATION

Verify accessory fitment at Polaris.com.

BEFORE YOU BEGIN

Read these instructions and check to be sure all parts and tools are accounted for. Please retain these installation instructions for future reference and parts ordering information.

KIT CONTENTS

This Kit includes:



REF	QTY	PART DESCRIPTION	PART NUMBER
1	1	Cargo Bag	-
	1	Instructions	9927753

TOOLS REQUIRED

- No Tools Required

IMPORTANT

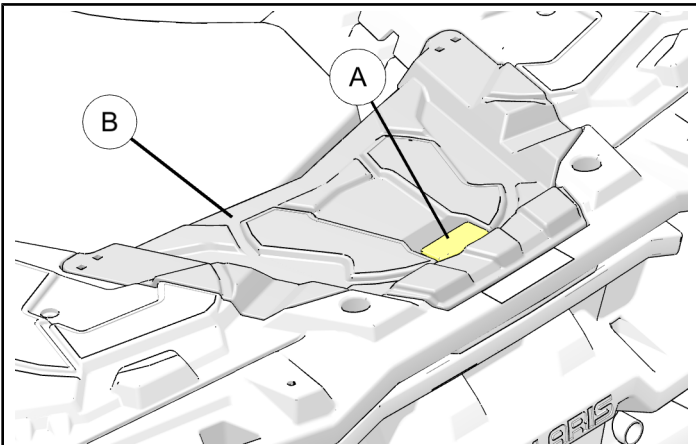
Your SPORTSMAN ULTIMATE SERIES - REAR CARGO HOLD BAG KIT is exclusively designed for your vehicle. Please read the installation instructions thoroughly before beginning. Installation is easier if the vehicle is clean and free of debris. For your safety, and to ensure a satisfactory installation, perform all installation steps correctly in the sequence shown.

ASSEMBLY TIME

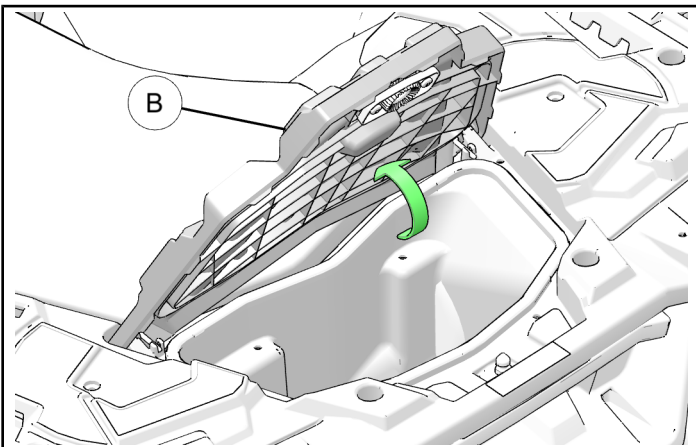
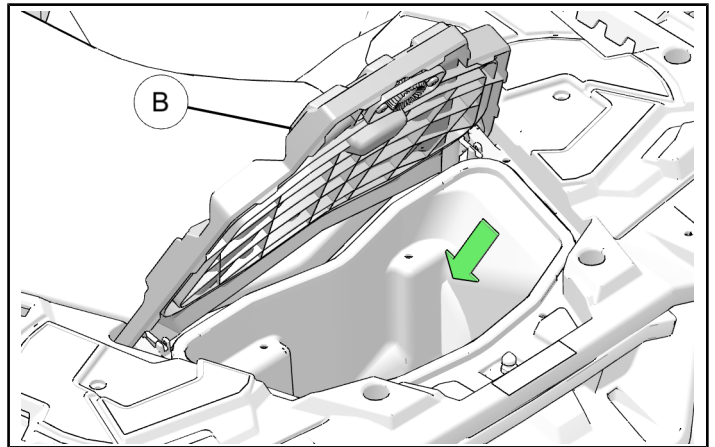
Approximately 2 minutes

INSTALLATION INSTRUCTIONS

1. Press the rear rack storage box latch (A) and open the box lid (B) as shown.



2. Place cargo bag ① inside the storage box and close the lid.



NOTE

Maximum weight carrying capacity for the cargo bag is 5 lbs. (2.3 kg).