

# ULTIMATE FRONT BUMPER KIT

P/N 2879727, 2879727-458, 2879727-133



# POLARIS®

## Application

ALL PRO RIDE MODELS

Before you begin, read these instructions twice and check to be sure all parts and tools are accounted for. Please retain these installation instructions for future reference and parts ordering information.

## This Kit Includes:

<u>Qty</u>	<u>Part Description</u>	<u>Part Number</u>
1	Front Bumper	1020089
2	Rivet (Long)	7621467
2	Rivet (Short)	7621472
1	Bumper Plug LH	5438627
1	Bumper Plug RH	5438628
1	Instructions	9924846

## Tools Required:

3/16" Drill Bit	Drill
T-40 Torx Bit	Spring Puller
10 mm Wrench	10 mm Socket
Ratchet Wrench	Torque Wrench


**APPROXIMATE ASSEMBLY TIME:** 20 minutes

**IMPORTANT:** For your safety, and to ensure a satisfactory installation, perform all installation steps correctly in the sequence as shown on the attached instructions. Please wear safety glasses while performing the steps in the following instructions.

## INSTALLATION INSTRUCTIONS


1. Remove the side panels and hood from the vehicle.
2. Remove the exhaust pipe.
3. Drill and remove the rivets securing left and right bumper to the nose pan. Figure 1.

**NOTE:** Use 3/16" drill bit.




4. Remove the bumpers by removing the over structure fasteners with 10 mm wrench and socket. Figure 2.


**NOTE:** Secure the fasteners for further use.



- Remove the bolt from the center of bumper connecting it to the nose pan mounting. Figure 3.



- Remove two front nose pan rivets. Figure 5.
- Remove the bumpers from the vehicle.
- Install plastic trim on the new bumpers (both side) with the short rivets (PN 7621472). Figure 4.



- Install the left and right bumper arms to the over structure mounts, hand tighten the bolts and nuts Figure 2. Install the center mount bolt through the nose pan and tighten the nut. Figure 3. Install two nose pan short rivets. Figure 5. Install two long rivets into the nose pan. Figure 6.

**NOTE:** Tighten all fasteners to 7.5 ft.lbs. (10.16 Nm).

- Reinstall exhaust pipe, hood and side panels in sequence.

