

# 2022

POLARIS

**TIMBERSLED**

**2022 SNOW BIKE SYSTEMS**



# DIRT BIKE. SNOW BIKE. YOUR BIKE.

Since 2010 Timbersled has led the industry, developing and revolutionizing the sport of snow biking. We started with the idea of riding our dirt bikes year round. What we realized is not only could we do that — but we could go anywhere we wanted too. With unmatched agility and ease of riding. With a passion for performance, innovation and the backing of 65 years of power-sports experience, we continue to forge into uncharted territory.



Shown with Optional Accessories: Timbersled TRIO S, Timbersled Fuel Can, RIOT Storage Bag, Cycra Hand Guards, Handlebar Gauntlets

**A TIMBERSLED SYSTEM ALLOWS YOU TO CONVERT YOUR BIKE FROM DIRT TO SNOW AND BACK SO THAT YOU CAN RIDE YEAR-ROUND.**



## ANYWHERE YOU WANT TO GO - ALL YEAR

### OPPORTUNITIES

For many riders, snow biking is a new sport. Experienced riders are always looking for their next adventure. From demo events, Dealer Test Rides, Ambassadors or rental opportunities, we want everyone to learn about and experience this great sport. Learn more at [timbersled.com](https://timbersled.com)

### EXPERIENCES

We take pride in building a full range of systems that fit a wide range of modern moto-cross and off-road dirt bikes. From the intro level Ripper to the X-Games proven 120R, we are uniquely focused on building what riders demand.

### SUPPORT

We're proud to be backed by Polaris, the world leader in powersports engineering and design. Easily integrated, industry leading accessories and an extensive dealer network make it clear Timbersled is the easiest ownership experience.



TIMBERSLED  
**GIVING YOU  
MORE OPTIONS  
SO YOU CAN GO ANYWHERE.**

Your bike choice and kit choice are as unique as the line you choose to pull. At Timbersled we understand this and aim to give you the options to build your perfect kit. Choose the right kit for your riding style, then choose the perfect track and shock package that is going to perform best for where and how you ride.

**FOR 2022, TIMBERSLED RIOT AND ARO MODELS ARE AVAILABLE IN STANDARD OR S RIDE HEIGHT. WE LOWERED THE SEAT HEIGHT AND RAISED THE BAR ON AGILITY AND CORNERING.**



- STANDARD SEAT HEIGHT**

The standard ride height models are purpose built for extreme terrain.
- 3" LOWER SEAT HEIGHT**

More approachable stance and increased confidence.
- SUPERIOR CLEARANCE**




The higher ride height delivers clearance for steep sidehills and deep terrain.
- INCREASED CONTROL**

Lower center of gravity and increased agility.
- LONG TRAVEL SUSPENSION**

With full travel models are ideal for big drops, jumps, and whooped out trails.
- IMPROVED EFFICIENCY**

Maximized for 250cc performance and response.

**2022 TRIM PACKAGE OPTIONS**



**PRO: FOX® IBP QS3®**  
PRO Models are built to be the Timbersled models for extreme terrain, these SnowCheck Exclusives feature the all-new FOX® IBP QS3® shocks from FOX Racing setting the standard for snow bike performance. The Internal Bypass (IBP) design is position sensitive, reacting to where the shock is in the stroke. This delivers a smooth ride over stutter bumps and rough terrain, while maintaining bottom out resistance for bit hits and drops.

These standard features are:

- Lightweight drive shaft and jack shaft for reduced rotating mass and faster acceleration
- 3" Track
- Exclusive Colors and Graphics

**PREMIUM: FOX® QS3®**  
Premium Models feature the FOX® QS3® remote reservoir shocks feature an easy, three click compression adjustment. High performance shock technology and compression adjustment enables easy tuning to any terrain.

**SPORT: Timbersled IFP**  
Sport Models allow you to experience the adventure and adrenaline of a Timbersled, with proven IFP shocks and Timbersled Technology. The Timbersled IFP coilover shocks are a durable design for consistent suspension performance.

**LEARN MORE AT TIMBERSLED.COM**



**PROVEN  
TIMBERSLED  
PERFORMANCE**

PERFORMANCE STANDARDS  
FEATURED ON ALL TIMBERSLED  
RIOT & ARO KITS



**EASY INSTALL/ TRUE BOLT-ON DESIGN**  
The easiest to install and convert. A pre-bled brake system, no air box modifications and no drilling to the spindle translates to quicker, easier changeovers.



**PATENTED1:1 SKI/TRACK RATIO**  
The track follows the path established by the ski and yields precise sidehilling and carving.



**TIMBERSLED BRAKE SYSTEM**  
Complete pre-bled brake system with Brembo® Master Cylinder provides consistent braking performance on all bikes.



**TIMBERSLED TRAVERSE SKI**  
Tri-keel shape provides a better grip and precise handling. Ski allows for better lean angles on hard-pack and more control in deep snow.

**2022 TSLO MODELS**



**TIMBERSLED RIOT 3**  
Ultimate Dirt Bike-Like Experience in Deep Snow.  
PG. **06**



**TIMBERSLED RIOT**  
Ultimate Dirt Bike-Like Experience.  
PG. **08**



**TIMBERSLED ARO 3**  
Deep Powder Dominance.  
PG. **10**



**TIMBERSLED ARO 129/137**  
Unmatched Handling. Ultimate Versatility.  
PG. **12**



**TIMBERSLED 120 SX**  
Born to Race. Built to Win.  
PG. **14**



**TIMBERSLED RIPPER**  
Family Fun Riding. Timbersled Performance.  
PG. **14**



# TIMBERSLED RIOT3

INDUSTRY LEADING FUN FACTOR WITH THE DEEP POWDER DOMINANCE OF THE INDUSTRY'S ONLY 3" TRACK.

The Timbersled RIOT delivers the most dirt bike-like experience on snow. Now equipped with the Industry's only 3" track, the all-new Timbersled RIOT 3 is ready to climb, wheelie, and jump through the deepest snow with the industry leading fun factor the Timbersled RIOT delivers.

## TIMBERSLED RIOT 3 ULTIMATE DIRT BIKE EXPERIENCE

- Timbersled RIOT Chassis and Suspension
- 129" x 11.5" x 3" Timbersled RIOT Track
- 11.5" Timbersled Traverse Ski and Spindle
- Timbersled RIOT-Tuned Shock Options



**Timbersled 3" Track** Climb the highest mountains in the deepest snow with the industry's first 3" track. This track provides ultimate performance in deep snow conditions with increased floatation and traction.

## TIMBERSLED RIOT 3S ULTIMATE DIRT BIKE EXPERIENCE

- Timbersled RIOT S Chassis and Suspension
- 129" x 11.5" x 3" Timbersled RIOT Track
- 11.5" Timbersled Traverse Ski and Spindle
- Timbersled RIOT-Tuned Shock Options

**Timbersled S Model** The Timbersled RIOT 3S features the fun factor and capability of the Timbersled RIOT 3, in an easier to ride, agile package. The 3" lower seat height creates a confidence inspiring ride, enabling the rider to dominate the deep snow with ease.




Shown with Optional Accessories: Timbersled TRIO, Number Plate Bag, Cycra Hand Guards

"THE RIOT 3 IS EXACTLY WHAT I'VE BEEN WAITING FOR. ALL THE FUN OF A RIOT WITH EXTRA TRACTION."

— DARREN TEAL, TIMBERSLED AMBASSADOR



AVAILABLE TIMBERSLED RIOT 3 CONFIGURATIONS:

TIMBERSLED '22 RIOT3	MODEL	TRIM LEVEL		
		TSLO SPORT	FOX® PREMIUM	FOX® PRO
	TIMBERSLED RIOT 3	—	X	X
	TIMBERSLED RIOT 3S	—	X	X



# TIMBERSLED RIOT120

INDUSTRY LEADING FUN FACTOR:  
THE MOST DIRT BIKE-LIKE FEEL ON SNOW.

The Timbersled RIOT combines proven Timbersled ARO technology with a Timbersled RIOT specific-patent pending rear suspension to create a dirt bike-like experience on the snow. The Timbersled RIOT was born ready to wheelie, climb, or make a split-second line change. It's a riot in the meadows, on the trails, or in the mountains. In fact, it's a riot wherever you ride.

Shown with Optional Accessories: Number Plate Bag,  
Cycra Hand Guards, RIOT Storage Bag



**TIMBERSLED RIOT 120s**  
UNBEATABLE ABILITY AND CONFIDENCE.

- Timbersled RIOT S Chassis and Suspension
- 120" x 11.5" x 2.5" Timbersled RIOT Track
- 11.5" Timbersled Traverse Ski and Spindle
- Timbersled RIOT-Tuned Shock Options

**Timbersled S Model** The Timbersled RIOT 120S features the fun factor and capability of the Timbersled RIOT, in an easier to ride, agile package. The 3" lower seat height creates a confidence inspiring ride, enabling the rider to dominate the deep snow with ease.


"PEOPLE THINK AN "S" IS JUST FOR SHORT RIDERS,  
BUT IT'S NOT — THE RIOT S IS AN ABSOLUTE  
CARVING MACHINE — EVEN FOR ME AT 6' 4"."

— COLT REISENAUER, TIMBERSLED AMBASSADOR

**TIMBERSLED RIOT 120**  
ULTIMATE DIRT BIKE EXPERIENCE

- Timbersled RIOT Chassis and Suspension
- 120" x 11.5" x 2.5" Timbersled RIOT Track
- 11.5" Timbersled Traverse Ski and Spindle
- Timbersled RIOT-Tuned Shock Options

AVAILABLE TIMBERSLED RIOT 120 CONFIGURATIONS:

TIMBERSLED RIOT '22	MODEL 	TRIM LEVEL		
		TSLO SPORT	FOX® PREMIUM	FOX® PRO
	TIMBERSLED RIOT 120	X	X	—
	TIMBERSLED RIOT 120S	X	X	—



# TIMBERSLED ARO3

THE BEST DEEP SNOW BIKES  
IN THE BACKCOUNTRY.

Climb the steepest mountains in the deepest snow with the industry's first 3" track. The Timbersled ARO 3 provides ultimate performance in deep snow conditions without sacrificing Timbersled ARO handling and performance - the industry standard.

Shown with Optional Accessories: Number Plate Bag, Cycra Hand Guards, Sub-Frame Bag, Timbersled PBD, Timbersled Fuel Can


"THE ARO 3 DELIVERS UNMATCHED PRECISION.  
WHEN YOU NEED TO ABSOLUELY NAIL A LINE,  
I WANT AN ARO 3 UNDER ME."  
— CURT HOFSINK, TIMBERSLED AMBASSADOR

## TIMBERSLED ARO3 DEEP POWDER DOMINANCE.

- Timbersled ARO Chassis and Suspension
- 129" x 11.5" x 3" Timbersled Traverse Track
- 11.5" Timbersled Traverse Ski and Spindle
- Timbersled ARO-Tuned Shock Options



### AVAILABLE TIMBERSLED ARO 3 CONFIGURATIONS:

TIMBERSLED ARO3 '22	MODEL	TRIM LEVEL		
		TSLD SPORT	FOX® PREMIUM	FOX® PRO
	TIMBERSLED ARO 3	—	X	X
	TIMBERSLED ARO 3S	—	X	X

## TIMBERSLED ARO3s DEEP POWDER DOMINANCE.

- Timbersled ARO S Chassis and Suspension
- 129" x 11.5" x 3" Timbersled Traverse Track
- 11.5" Timbersled Traverse Ski and Spindle
- Timbersled ARO-Tuned Shock Options



**Timbersled S Model** The Timbersled ARO 3S features the fun factor and capability of the Timbersled ARO 3, in an easier to ride, agile package. The 3" lower seat height creates a confidence inspiring ride, enabling the rider to dominate the deep snow with ease.



TIMBERSLED

# ARO129/137

THE MOST PRECISE BIKES ON SNOW.  
UNMATCHED HANDLING. ULTIMATE VERSATILITY.

The patented Timbersled ARO platform revolutionized the snow bike industry. It optimizes a bike's performance by making more efficient use of the engine's power, delivers easy and responsive handling, and dramatically improves deep-snow performance. The ARO platform was built with the rider in mind with the easiest install, best handling and industry leading durability.



TIMBERSLED **ARO 129s**  
UNBEATABLE AGILITY AND CONFIDENCE.

- Timbersled ARO Chassis and Suspension
- 129" x 11.5" x 2.5" Timbersled Traverse Track
- 11.5" Timbersled Traverse Ski and Spindle
- Timbersled ARO-Tuned Shock Options

**Timbersled S Model** The Timbersled ARO S features the fun factor and capability of the ARO, in an easier to ride, agile package. The 3" lower seat height creates a confidence inspiring ride, enabling the rider to dominate the deep snow with ease.



TIMBERSLED **ARO 129**  
UNMATCHED HANDLING. PROVEN PERFORMANCE.

- Timbersled ARO Chassis and Suspension
- 129" x 11.5" x 2.5" Timbersled Traverse Track
- 11.5" Timbersled Traverse Ski and Spindle
- Timbersled ARO-Tuned Shock Options



Shown with Optional Accessories: Number Plate Bag, Handlebar Gauntlets, Timbersled TRIO, Sub-Frame Bag

"THE ARO IS ALL ABOUT PRECISION. COMBINE THAT WITH THE 'S' RIDE HEIGHT, AND IT HOLDS A LINE WHILE BEING SUPER AGILE SIDE TO SIDE."

— SHELLY BALLS, TIMBERSLED AMBASSADOR



TIMBERSLED **ARO 137**  
ULTIMATE DEEP SNOW FLOTATION.

- Timbersled ARO Chassis and Suspension
- 137" x 11.5" x 2.5" Timbersled Traverse Track
- 11.5" Timbersled Traverse Ski and Spindle
- Timbersled ARO-Tuned Shock Options

AVAILABLE ARO 129/137 CONFIGURATIONS:

TIMBERSLED ARO129/137 '22	MODEL	TRIM LEVEL		
		TSLO SPORT	FOX® PREMIUM	FOX® PRO
	TIMBERSLED ARO 129	X	—	—
	TIMBERSLED ARO 129S	X	—	—
	TIMBERSLED ARO 137	X	—	—





"IT'S A GREAT WAY TO INTRODUCE THE KIDS TO THE SPORT AND I GET TO RIP LAPS IN THE YARD, TOO."

— CODY BISSELL, TIMBERSLED AMBASSADOR

TIMBERSLED  
RIPPER

FAMILY FUN RIDING.  
TIMBERSLED PERFORMANCE.

Enjoy the Timbersled Experience on your Favorite 110cc Bike. The Timbersled Ripper is designed for more family fun riding with improved on- and off-trail performance. It is a great entry kit into snow biking designed for all riders.

- Fits 110cc Kawasaki®, Yamaha®, Honda®
- Aggressive Dual Arm Rear Suspension
- 6.5" x 93" x 1.25" Timbersled Ripper Track
- Timbersled IFP Shock
- Timbersled Ripper Front Ski
- No Hyfax = Low-Snow Rideability
- 2.5" Adjustable Seat Height

TIMBERSLED  
120SX

BORN TO RACE.  
BUILT TO WIN.

The 120 SX is based on the race team exclusive 120R - bringing Snocross dominating design to a SnowCheck exclusive kit. Equipped with race-ready features and technology, it's destined for one place: the podium.

- Timbersled 120R-inspired Chassis and Suspension
- 120" x 10" x 2.25" SX Track
- Mountain Horse Ski and Adjustable Race Spindle
- FOX® 1.5 ZERO LSC-R Shocks



2022  
MODELS

MODEL NAME		TIMBERSLED RIOT 3	TIMBERSLED RIOT 120	TIMBERSLED ARO 3	TIMBERSLED ARO 129	TIMBERSLED ARO 137	TIMBERSLED 120sx	TIMBERSLED RIPPER
DIMEN.	Est. Dry Weight - Front (lbs./kg.)	16 / 7.25	16 / 7.25	16 / 7.25	16 / 7.25	16 / 7.25	16.5 / 7.25	13 / 6
	Est. Dry Weight - Rear (lbs./kg.)	119.5 / 54.2	110 / 50	117 / 53	113 / 51.3	117 / 53	94 / 42.6	59 / 26.8
	Overall Length - (Kit only) (in./cm.)	72 / 182.9	65.5 / 165.1	72 / 182.9	68 / 172.7	73 / 185.4	63.0 / 160.0	46 / 116.8
SUSPENSION	Rear Suspension	Timbersled RIOT / RIOT S	Timbersled RIOT / RIOT S	Timbersled ARO / ARO S	Timbersled ARO / ARO S	Timbersled ARO	SX Long Travel	Timbersled Ripper 93 Dual Arm
	Front Track Shock	FOX® IBP QS3® / FOX® QS3®	FOX® QS3® / Timbersled IFP	FOX® IBP QS3® / FOX® QS3®	Timbersled IFP	Timbersled IFP	FOX® 1.5 Zero LSC-R	Timbersled IFP
	Rear Track Shock	FOX® IBP QS3® / FOX® QS3®	FOX® QS3® / Timbersled IFP	FOX® IBP QS3® / FOX® QS3®	Timbersled IFP	Timbersled IFP	FOX® 1.5 Zero LSC-R	n/a
	Rear Travel - Fixed - Std. / S (in./cm.)	10 / 25.4	13.0 / 33.0 - 10 / 25.4	12.0 / 30.5 - 9 / 22.9	12.0 / 30.5 - 9 / 22.9	12.0 / 30.5	12.0 / 30.5	10 / 25.4
	Rear Travel - TSS - Std. / S (in./cm.)	18 / 45.7	21.0 / 53.0 - 18 / 45.7	20.0 / 50.8 - 17 / 43.2	20.0 / 50.8 - 17 / 43.2	20.0 / 50.8	20.0 / 50.8	n/a
	Ski Type	Timbersled Traverse	Timbersled Traverse	Timbersled Traverse	Timbersled Traverse	Timbersled Traverse	Mountain Horse	Timbersled Ripper Balance
	Skag Type	Timbersled Traverse Hardened	Timbersled Traverse Hardened	Timbersled Traverse Hardened	Timbersled Traverse Hardened	Timbersled Traverse Hardened	MH Race	Timbersled Ripper Balance TriSkag
FEATURES	Track Width/Length/Height (in.)	11.5 x 129 x 3.0 Timbersled RIOT	11.5 x 120 x 2.5 Timbersled RIOT	11.5 x 129 x 3.0 Timbersled Traverse	11.5 x 129 x 2.5 Timbersled Traverse	11.5 x 129 x 2.5 Timbersled Traverse	10 x 120 x 2.25 SX	6.5 x 93 x 1.25 Timbersled Ripper
	Graphics	Black, Orange, Red, Blue, White	Black	Black, Orange, Red, Blue, White	Black	Black	White	Black / White
	Fuel Storage	Accessory (2.9 gal / 11 L)	Accessory (2.9 gal / 11 L)	Accessory (2.9 gal / 11 L)	Accessory (2.9 gal / 11 L)	Accessory (2.9 gal / 11 L)	n/a	n/a
	Storage	Accessory	Accessory	Accessory	Accessory	Accessory	n/a	n/a
	Install / Fit Kit Options	Timbersled RIOT Fixed or TSS	Timbersled RIOT Fixed or TSS	Timbersled ARO Fixed or TSS	Timbersled ARO Fixed or TSS	Timbersled ARO Fixed or TSS	Timbersled Fixed or TSS	OEM Bike Specific
SnowCheck Exclusive Model		Exclusive		Exclusive			Exclusive	

All specifications and information contained in this brochure are based upon current knowledge at time of printing. All features, specifications and descriptions are subject to change without notice, and Timbersled assumes no responsibility for changes in specifications.

BUILD  
SNOW BIKE

A TIMBERSLED SYSTEM ALLOWS YOU TO CONVERT  
YOUR BIKE FROM DIRT TO SNOW AND BACK SO  
THAT YOU CAN RIDE YEAR-ROUND.



TIMBERSLED SYSTEMS ARE UNIVERSAL AND REQUIRE A DIRT BIKE SPECIFIC INSTALL KIT.

Once you choose your Timbersled system, the next step is to choose your install kit. Install kits are bike-specific components to connect the track and ski to your bike. Two options are available and both come with specific installation components for your bike and Timbersled system.

TFS

FIXED STRUT  
INSTALL KIT



**Timbersled Fixed Strut (TFS)** Install Kit:  
Attaches your Timbersled system to your specific bike. Specific strut rod lengths ensure you get the most out of your Timbersled conversion kit.

TSS

SUSPENSION  
STRUT  
INSTALL KIT



**Timbersled Suspension Strut (TSS)** Install Kit: includes an upgraded shock and adds up to 8.5" more rear suspension travel for performance-minded riders.

[www.timbersled.com/en-us/install-kits/](http://www.timbersled.com/en-us/install-kits/)





# SNOW BIKING 101

Welcome to Timbersled! You're part of the best snow bike riding community on the planet, and we're excited that you've chosen to ride with us!

Your dirt bike is designed to rip on dirt, but with a Timbersled kit and a few simple modifications you can shred mountain peaks and bottomless snow all winter long! We've been building the best snow bikes in the world for over a decade, and have created this guide to help you unlock your Timbersled's full potential.

## RECOMMENDED ADD-ONS AND ACCESSORIES



### 1 AIR INTAKE

- Prefilters: Bike specific, see list
- TSS intake: 2882639

The foam air filter in your dirt bike is designed for tiny particles of dust, not the moisture of snow. The best way to keep the snow and moisture out is a prefilter, which fits over the top of a dry foam filter.



### 2 ELECTRICAL SYSTEM

- Batteries: See dealer
- Jump Pack Extender Harness: 2883654

Many newer dirt bikes that are equipped with electric start feature lightweight, Lithium Ion batteries. These work well in the summer months, but sometimes struggle in the extreme cold. Some bikes have the option to swap out for a larger lead acid battery, which can offer more Cold Cranking Amps than Lithium Ion. No matter which battery you have, the Jump Pack Extender harness is a great addition, as it allows a jump pack to be used without accessing the battery, providing quick access for the jump pack to help start the engine.



### 3 THERMOSTAT

- Thermostat - 2884180

An engine runs best when it is at the optimal temperature. If your dirt bike didn't come with a thermostat, you should add one. The Timbersled Thermostat is one of the most important upgrades you can make to your Bike. It installs easily in the cooling system to maintain the optimal temperature no matter the weather. The Timbersled Thermostat allows you to easily add on the Timbersled heated handlebars.



### 4 OIL

- Polaris Timbersled OW-40 Oil: 2883483

The proper oil is incredibly important for 4-stroke dirt bike engines. The typical summer oil can be too heavy, putting unnecessary stress on your bikes engine and starting system. Additionally, snow bike engines experience significant temperature fluctuations, resulting in abnormal moisture build up. The Timbersled OW-40 has been specifically engineered for the demands of a snow bike, and is a key to snow bike engine durability and performance.



HAVE SNOW BIKE QUESTIONS?

## HELP ME TIMBERSLED

Whether you are new to snow bikes or have been riding for years - we're here to help. We have resources to make your riding experience the best it can be.




**TIMBERSLED PRODUCT PROS:** Our Timbersled Product Pros are here to help. They are our passionate experts out of Sandpoint, Idaho who can help make sure you find the right Timbersled system for your bike, and answer any questions you have.

**HELP ME CHOOSE:** Use our new online tool to help you find the right Timbersled for your riding style and terrain. Highlight Help Me Choose Tool on Timbersled.com.

**DEALER NETWORK:** Your local Timbersled dealer is a great resource to learn more, ask questions, and find a Timbersled kit for you. Find your local dealer at Timbersled.com





## PERFORMANCE // STORAGE // SAFETY TIMBERSLED

We build accessories every rider needs to elevate their ride. Genuine Timbersled accessories are the best choice because they are designed specifically for Timbersled models, they install seamlessly and provide our riders with the highest levels of style, durability, and performance. Below are a few of our essentials...

### [A] NEW CYCRA® BARK BUSTER HAND GUARDS 2889221

- Includes bark buster style mounts and white plastic hand shields
- Large area accommodates hands and levers
- High quality injection molded enduro style hand shields
- Integrated composite bumper to protect ProBend bars
- Includes Powergrip bar end set and hardware to mount to either OEM bars or Timbersled heated bars (2884328)
- Black anodized bars, white hand shields, and custom Timbersled graphics
- Includes Cycra T2 style bar clamps for 1 1/8" handlebars

### [B] NEW RIGID® IGNITE SPOT LIGHT KIT 2889414

- Kit includes everything needed for installation: pair of RIGID Ignite Series Spot lights, harness, mounting brackets and related hardware
- Works great with the Number Plate Bag (sold separately)

### [C] HEATED HANDLEBAR 2884328

- Custom ProTaper® bars specifically engineered for a more comfortable ride, runs off engine coolant, not reliant on electrical system of bike
- Thermostat (2884180) sold separately for bikes not originally equipped
- Specifically designed control valve provides infinite temperature adjustability. The Off position provides a bypass loop, eliminating deadheading the water pump and cooling system hot spots.
- Universal and works with most dirt bikes. If your bike has 7/8" bars, you'll need kit #2884327 - adapts the heated 1 1/8" bars to your bike
- Bend is similar to the factory KTM® bar bend

### [D] THERMOSTAT 2884180

- Fits a variety of makes and models
- Includes 180° thermostat and all necessary mounting hardware
- Works on most KTM®, Husqvarna®, Yamaha®, Honda® and other dirt bikes. Kawasaki® bikes require additional tubing length and sizing adapters that must be customer sourced

### [E] TRIO FRONT SHOCK 2883316 - TRIO Shock - Updated for '22 2889245 - TRIO S Shock - NEW for '22

- Offers improved performance, handling and control as well as a smoother, more comfortable ride
- Provides the correct spring rate and dampening required for all terrains
- Installation is simple
- Supplemental front shock bolts directly to the ARO/Timbersled RIOT spindle and dirt bike with the installation kit (sold separately)
- This accessory works with all snow bike kits once upgraded to the ARO spindle/ski
- Requires Timbersled Trio Mount Kit

### [F] NEW TSS QSL SHOCK 2884797

- Adjustable 3 position compression to adapt to changing ride conditions
- Infinitely adjustable for rider weight with included air pump
- Revised suspension tune for improved ride quality
- Stronger and more durable ball joints
- Includes adjustable strut rod components to accommodate all TSS center-to-center lengths

### [G] EXPANDABLE ESSENTIAL TUNNEL BAG 2884690

- Tri-glide attachment system allows for easier installation and removal, along with increased longevity in cold weather
- Waterproof compression-molded nylon
- Expandable accordion-style top allows for increased capacity and storage
- Interior Velcro® straps to help secure cargo
- Quickly attaches to any model Timbersled rear tunnel area
- 13 Liter Capcity

### [H] TOOL ROLL 2883652

- 16 uniquely sized compartments
- Provides plenty of room to store and organize your tools
- Designed with flaps to cover your tools while you work
- Fits perfectly in our sub-frame bag and small drybag
- Includes reflective stitching for increased visibility
- Tools sold separately

### [I] NEW CRUZ TOOLS 2889281

- This extensive tool kit has all of the tools you might need to fix your kit or bike when you're out riding
- Designed to work with Timbersled Tool Roll (2883652)
- 1/4" Drive Mini Ratchet, Travel T-Handle (T-Bar w/ 6" extension), 2" Extension, Sockets: 6, 8, 10, 12, 13mm; 3/8" Drive Sockets: 15, 16, 17mm with 1/4" to 3/8" Drive Adapter; Combo Wrenches: 8, 12, 14, 15, 16mm; Stubby Combo Wrenches: 10 and 13mm; 8" Adjustable Wrench; Pliers: 6" Needle Nose with wire cutters, and 5" Locking Pliers; Torx Keys: T20/25/27/30/40/45; Hex Keys: 2.5/3/4/5/6mm, 1/4"; 6-in-1 Screwdriver; Fuses: 10 amp ATM, 10 amp ATC; Zip Ties: 6", 8"; Travel Duct Tape & Mechanics Wire; Loctite® 242 (Medium) Mini Tube

### [J] FUEL CAN 2884622

- Make sure you're ready to ride further and longer with this fuel can
- Boasting a 2.9 gal. capacity, this fuel can includes our installation kit (2883312) to attach it to your Timbersled tunnel top
- Designed to sit low and forward for improved handling
- Includes shield to help shed snow and keep the can clean, while also shielding it from heat sources
- Installs and removes in seconds. Installation on ARO and Timbersled RIOT requires no drilling. Raw or Mountain Horse kits require drilling four gas can locator holes using the included drill template
- 2.9 gallon capacity

### [K] ALL SPORT RAMP PRO 2882594

- Transport your Timbersled with any pickup with our All Sport Ramp Pro
- Designed in coordination with snowmobile transport experts
- Bi-fold aluminum and composite ramp weighs just 52lbs.
- Can support up to 1500 lbs.
- The aluminum surface is "decked" with Caliber's® exclusive Low Pro Grip Glides providing a slippery surface for the ski to glide on, but plenty of traction for the track and your boots "walk-up" the incline

### [L] CANVAS COVERS 2882587 - 120 MODELS 2882588 - 129/137 MODELS

- Available in 129 in. and 129/137 in. lengths
- Custom cut and sewn for a snug fit
- Gas Cap Access allows you to fill without uncovering bikes
- Durable material features a UV coating and provides rugged protection from rain, sleet, snow, road grime and more
- Large Velcro®-secured openings allow tie-down straps to pass through cover

THIS IS JUST A SAMPLE, FIND EVERYTHING YOU NEED  
FOR SNOW BIKING AT TIMBERSLED.COM



# SNOWCHECK

Take Customization and Performance to a new level this year. Get exclusive FOX® IBP QS3® shocks, bold colors, and color-matched rails, spindles, ski loop and tunnel top... Don't miss out on this limited time offer.

GO TO THE WEBSITE, THEN SEE YOUR DEALER... RESERVE YOURS AT **TIMBERSLED.COM/SNOWCHECK**



**POLARIS**  
**TIMBERSLED**

Timbersled Products Inc.  
[www.timbersled.com](http://www.timbersled.com)  
tel. 208 627-0100

Photographed using highly skilled professional operators under controlled conditions. Do not attempt maneuvers beyond your ability. Always wear a helmet and other safety apparel. Never drink and ride. Read, understand and follow your owner's manual. Unless noted, trademarks are the property of Polaris Industries Inc. KLIM® and 509® are registered trademarks of Teton Outfitters, LLC. HUSQVARNA® is a registered trademark of Husqvarna Aktiebolag LLC SWEDEN. RydeFX® is the registered trademark of Ride Control, LLC. FOX® and QS3® are registered trademarks of Fox Factory Inc. ProTaper® is a registered trademark of Lacy Distribution, Inc. Caliber® is a registered trademark of Caliber, Inc. Stud Boy® is a registered trademark of Liberty Product, Inc. Velcro® is a registered trademark of Velcro Industries B.V. Ltd Co. Netherlands. Brembo® is a registered trademark of Freni Brembo S.p.A. Corp of Italy. Kawasaki® is a trademark of Kawasaki Heavy Industries, Ltd. Yamaha is registered to Yamaha Hatsudoki Kabushiki Kaisha. Honda® is a registered trademark of Honda Motor Company, Ltd. All specifications and information contained in this brochure are based upon current knowledge at time of printing. All features, specifications and descriptions are subject to change without notice, and Timbersled assumes no responsibility for changes in specifications. Timbersled is a division of Polaris Industries Inc. ©2021 Timbersled Products, Inc. Printed in USA. Part # 9948114