

TTO™ KNOWLEDGE IS POWER.


ELECTRIC MOTOR HOUR METER




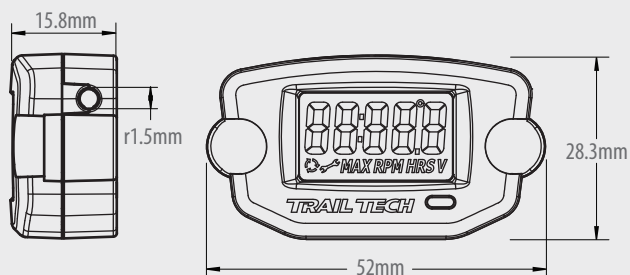
TTO HOUR/MAINTENANCE METER

POWER WIRE
165mm Length

JST CONNECTOR
03T-JWPF-VSLE-S




POWER WIRE
1220mm Length



Option 1 PEEL & STICK MOUNTING
Option 2 BOLT-ON MOUNTING

Included M4 (#6) Screws Not Included



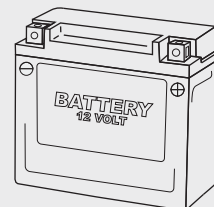
VOLT MAINTENANCE METER SCREENS :

Press button to toggle 2 main screens:

- | | |
|------------------------|--|
| 1 : Hour Screen | This screen is non-resettable |
| 2 : Maintenance Screen | Hold button to enter maintenance hours.
Press button to increment/decrement |

Installation:

Wire behind key switch so TTO receives power only when the vehicle is powered on. Connect black wire to ground, and red wire to 12V-60V power.



FUNCTIONS: Hour/Maint.

HOUR RANGE: 9999.9 Hours
 VOLTAGE RANGE: UP TO 60V
 NON-RESETTABLE HOUR METER
 RESETTABLE MAINTENANCE TIMER
 *Does not display time-of-day clock or system voltage.

INSTRUCTIONS

MAIN SCREENS

Press Button: Next main screen.
 Hold Button: Setup mode or reset. current main screen.

SETUP MODE

Hold Button 3 sec: Press to Increment.
 Wait 3 sec: Press to decrement.
 Wait 3 sec: Back to Main Screen.

MENU LAYOUT

● = Button Press

